

**ARTEP 55-613-30-MTP**

**Mission Training Plan  
for the  
Transportation  
Floating Craft Maintenance Company**

**SEPTEMBER 2002**

**DISTRIBUTION RESTRICTION.** Approved for public release;  
distribution is unlimited.

**HEADQUARTERS, DEPARTMENT OF THE ARMY**

Army Training and  
Evaluation Program  
No. 55-613-30-MTP

HEADQUARTERS  
DEPARTMENT OF THE ARMY  
Washington, D.C., 23 September 2002

**MISSION TRAINING PLAN  
FOR THE  
TRANSPORTATION  
FLOATING CRAFT MAINTENANCE COMPANY**

**TABLE OF CONTENTS**

	<b>Page</b>
<b>PREFACE</b> .....	iii
<b>CHAPTER 1. UNIT TRAINING</b>	
1-1. GENERAL .....	1-1
1-2. SUPPORTING MATERIALS .....	1-1
1-3. CONTENTS .....	1-1
1-4. MISSIONS AND TASKS .....	1-2
1-5. TRAINING PRINCIPLES .....	1-2
1-6. COMBINED ARMS TRAINING STRATEGY .....	1-3
1-7. CONDUCTING TRAINING .....	1-4
1-8. FORCE PROTECTION (SAFETY) .....	1-5
1-9. ENVIRONMENTAL PROTECTION .....	1-9
1-10. BATTLE FOCUS .....	1-9
1-11. SAFETY .....	1-9
1-12. EVALUATION .....	1-11
1-13. FEEDBACK .....	1-11
<b>CHAPTER 2. TRAINING MATRIX</b>	
2-1. GENERAL .....	2-1
2-2. TRAINING MATRIX: MISSION TO COLLECTIVE TASKS .....	2-1

**DISTRIBUTION RESTRICTION.** Approved for public release; distribution is unlimited.

\*This publication supersedes ARTEP 55-613-30-MTP, 7 November 1996.

	<b>Page</b>
<b>CHAPTER 3. MISSION OUTLINE</b>	
3-1. GENERAL.....	3-1
3-2. MISSION OUTLINE.....	3-1
<b>CHAPTER 4. TRAINING EXERCISES</b>	
4-1. GENERAL.....	4-1
4-2. FIELD TRAINING EXERCISE.....	4-1
4-3. SITUATIONAL TRAINING EXERCISE.....	4-1
4-4. SAFETY.....	4-1
<b>CHAPTER 5. TRAINING AND EVALUATION OUTLINES</b>	
5-1. GENERAL.....	5-1
5-2. STRUCTURE.....	5-1
5-3. FORMAT.....	5-1
5-4. OPFOR TASKS AND STANDARDS.....	5-2
5-5. USAGE OF T&EO.....	5-2
<b>CHAPTER 6. EXTERNAL EVALUATION</b>	
6-1. GENERAL.....	6-1
6-2. PREPARING THE EVALUATION.....	6-1
6-3. SELECTING THE EVALUATORS.....	6-7
6-4. TRAINING THE EVALUATORS.....	6-8
6-5. RECORDING EXTERNAL EVALUATION INFORMATION.....	6-8
6-6. SELECTING AND TRAINING THE OPFOR.....	6-8
6-7. CONDUCTING THE EVALUATION.....	6-14
6-8. PREPARING THE AFTER ACTION REVIEW.....	6-14
6-9. CONDUCTING THE AFTER ACTION REVIEW.....	6-15
<b>APPENDIX A. COMBINED ARMS TRAINING STRATEGY.....</b>	<b>A-1</b>
<b>APPENDIX B. ARMY UNIVERSAL TASK LIST.....</b>	<b>B-1</b>
<b>APPENDIX C. THE EFFECTS OF THE LAWS OF LAND WARFARE ON COMBAT HEALTH SUPPORT.....</b>	<b>C-1</b>
<b>GLOSSARY.....</b>	<b>Glossary-1</b>
<b>REFERENCES.....</b>	<b>References-1</b>
<b>QUESTIONNAIRE.....</b>	<b>Questionnaire-1</b>

## PREFACE

The purpose of the MTP is to provide a descriptive, performance-oriented training guide to assist leaders in training their units. The MTP contains tasks that support the unit's mission(s) outlined in doctrinal manuals. Unit leaders must use their METL to identify which collective tasks in the MTP must be trained. Task standards in the MTP are the Army's standards for executing those tasks. Standards for training may be made more difficult but may not be lowered. This MTP also contains Appendix A (Combined Arms Training Strategy), Appendix B (Army Universal Task List), and Appendix C (The Effects of the Laws of Land Warfare on Combat Health Support). This MTP is in full alignment with and is part of the United States Army's training and tactical doctrine.

This MTP applies to TOE 55613L000, Transportation Floating Craft Maintenance Company.

Unless otherwise stated, the masculine gender is used for both men and women.

The proponent of this publication is HQ TRADOC. Submit changes for improving this publication on DA Form 2028 (Recommended Changes to Publications and Blank Forms) and forward it to: Commander, USACASCOM, Training Directorate, Transportation Training Division, ATTN: ATCL-AT, Fort Lee, VA 23801-1511.

## **ENVIRONMENTAL TRAINING AND INTEGRATION**

The US Army environmental strategy into the 21st century defines the Army's leadership commitment and philosophy for meeting present and future environmental challenges. It provides a framework to ensure that environmental stewardship ethic governs all Army activities. As an integral part of all Army missions, the Army's environmental vision is to be a national leader in environmental and natural resource stewardship for present and future generations. The Army's environmental vision statement communicates the Army's commitment to the environment.

Soldiers and leaders are expected to serve as the Army's basic environmental stewards and have a professional and personal responsibility to understand the Army's environmental program.

Soldiers and leaders must understand their specific duties and responsibilities concerning protection of the environment, and comply with environmental laws and regulations. Commanders must stay current of federal, state, local, and HN laws and must apply whichever are the most stringent.

Stewardship of our environment is part of our mission to maintain a trained and ready Army. Leadership is the key to success. Each leader in the chain of command, including the NCO support channels, is responsible for ensuring that the Army environmental strategy is implemented and that environmental stewardship is an integral part of everything we do. Each soldier, civilian, and family member is a steward of the environment. America's Army shares with all Americans their values of democracy, equal opportunity, and wise use of environmental assets. The American people expect the Army to manage the resources intrusted to it.

## ENVIRONMENTAL PROTECTION AND HAZARD AWARENESS NOTICE

**DEATH** or serious injury may result if personnel fail to observe safety precautions.

### WARNINGS

#### FUEL FLAMMABLE/NO SMOKING

Fuel is flammable and toxic to eyes, skin, and respiratory tract. Skin/eye protection is required. Avoid repeated/prolonged contact. Use only in well ventilated areas. Keep away from open flames or other sources of ignition. Post **FUEL FLAMMABLE/NO SMOKING** signs around the area. Suitable fire extinguisher must be present.

Fuel on clothing can be fatal if ignited by a static discharge. If fuel gets on your clothes, leave the refueling area as soon as possible and wet clothes with water before taking them off. In extreme cold conditions, clothes should not be wet; instead, ground yourself to a piece of grounded equipment by taking hold of it before taking off your clothes. Wash skin with warm soapy water.

Spilled fuel creates a flammable, vapor-air mixture and fire can take place. Stop refueling immediately if fuel spill occurs.

#### FROSTBITE

Touching cold metal with exposed skin will cause skin to bond with metal. Gloves are required when touching cold metal objects. Do not touch cold metal parts with bare hands.

#### SOLVENT HAZARD

Dry cleaning solvent, P-D 680, Type III, used to clean parts is potentially dangerous to personnel and property. Eye protection is required. Avoid repeated and prolonged skin contact by wearing rubber or nonporous gloves when handling solvents or material wet with dry cleaning solvent. Wash hands with soap and water immediately after exposure and use a lanolin based skin cream to prevent skin drying. Do not use near open flame or excessive heat. Flash point of solvent is 138 degrees F. Do not work with solvent in a closed area. Be sure there is good ventilation or the solvent vapors will build up in the air and become a poisonous mixture which can cause physical injury or even death.

#### ELECTRICAL HIGH VOLTAGE CAN KILL YOU

Electrical high voltage cannot be seen, but it can kill you. Electricity is unlike most other dangerous things you can come in contact with because it gives no warning and no symptoms; and its effects are immediate. It can kill you, render you unconscious, or severely burn you. To ensure your safety and that of other maintenance personnel, always observe the following precautions:

- **DO NOT** perform any maintenance on electrical equipment unless all power is removed.

- **BE CERTAIN** that there is someone assisting you who can remove power immediately.

- **ALWAYS** place **POWER OFF** warning tags on power supply switches so that no one will apply power while you are performing maintenance.

- **FOR ARTIFICIAL RESPIRATION**, refer to **FM 21-11**.

### **COMPRESSED AIR HAZARD**

Compressed air can blow dust into the eyes. Wear eye protection. Do not exceed 30 psi at the nozzle. *FIRST AID* instructions are given in *FM 21-11*.

### **CARBON MONOXIDE (EXHAUST GAS) CAN KILL YOU**

Carbon monoxide is without color or smell, but can kill you. Breathing carbon monoxide produces symptoms of headache, dizziness, loss of muscular control, a sleepy feeling, and coma. Brain damage or death can result from heavy exposure. Carbon monoxide occurs in the exhaust fumes of burning heaters and internal combustion engines. Carbon monoxide can become dangerously concentrated under conditions of no ventilation. Precautions must be followed to ensure operator's safety when combustion engines are in operation.

- **OPERATE** with the exhaust pipes unobstructed.
- **DO NOT** operate the powered module with a known exhaust (combustion air) leak.
- **BE ALERT** at all times during operating procedures for carbon monoxide poisoning. If exposure is present, *IMMEDIATELY* evacuate personnel to fresh air.
- **BE AWARE** the field protection mask used for NBC attack **WILL NOT** protect you from carbon monoxide poisoning.

***THE BEST DEFENSE AGAINST CARBON MONOXIDE POISONING IS GOOD VENTILATION.***

### **JEWELRY**

Jewelry can catch on equipment and cause injury, or may short across an electrical circuit and cause severe burns or electrical shock. Remove rings, bracelets, wristwatches, and neck chains before working around or on the unit.

### **HOT COMPONENTS**

Contact with hot components can cause burns. Allow unit to cool down before attempting service, inspection, or maintenance activity.

### **STEEL BANDING**

Steel banding, cut under tension, can snap free and cause injury. Leather gloves and faceshield are required.

### **FUEL SPILL**

Fuel is toxic and can cause injury to personnel and damage equipment. Improper positioning of external fuel source can cause the internal fuel tank to overflow. Properly position external fuel source.

**NOTE**

Report all hazards. If at any time you detect a hazard, it is your responsibility to report the hazard to ensure that it is corrected. If you detect a “new” or “suspected new” hazard, particularly due to equipment installation, modification, or repair, it is your responsibility to report through your chain-of-command to ensure that a **SAFETYGRAM** is submitted to the US Army Aviation and Troop Command, Safety Office. This will ensure that this hazard will be investigated, publicized, or corrected, as required.

**ENVIRONMENTAL PROTECTION**

Environmental damage has many wide-ranging consequences. The complete success of the tactical mission depends on your environmental awareness. Leaders and soldiers must be aware of the ramifications of their actions on the environment, which, in turn, reflects upon the overall mission. Prevention of spills and improper disposal of hazardous materials and hazardous waste is everyone’s responsibility. Know the proper procedures for preventing and reporting oil or fuel spills IAW your local unit SOP.



## CHAPTER 1

### UNIT TRAINING

**1-1. GENERAL.** This MTP provides the commander guidance with a tactical and technical training and evaluation document for the unit. It also provides guidance concerning how to train personnel for the key missions of the unit. The specific details of the unit training program will depend on the following factors:

- a. Chain of command training directives and guidance.
- b. Unit training priorities.
- c. Training resources and areas available.

**1-2. SUPPORTING MATERIALS.** This MTP describes a critical wartime mission-oriented unit training program that supports ARTEP 55-62-MTP and ARTEP 55-816-MTP. The unit's training program consists of a unit MTP and includes the following:

- STPs for common task training for the appropriate MOS and SLs.
- MQS and manuals for company grade officers.

**1-3. CONTENTS.** To provide a complete unit training and evaluation document, this MTP contains six chapters.

a. Chapter 1, Unit Training. This chapter is the foundation for using the MTP. It explains how to use the remaining five chapters for training and evaluating each unit. It also identifies each unit missions and illustrates their relationship to the transportation battalion's missions.

b. Chapter 2, Training Matrix. This chapter shows the relationship between missions and collective tasks. Each unit commander uses these training matrixes for planning tools for training.

c. Chapter 3, Mission Outline. This chapter describes the use of mission outlines and provides a mission for the unit's overall critical wartime mission. The outline shows the relationship of the FTX and its supporting STX.

d. Chapter 4, Training Exercises. This chapter consists of an FTX and its supporting STXs. These exercises are used to train personnel in the unit's missions and in the supporting tasks. These exercises provide training information and a scenario to give you a pre-constructed, flexible training vehicle, which supports the training of the unit missions. These exercises may also serve as part of an internal or external evaluation designed to have the unit execute the missions in a tactical setting. These exercises may be modified to suit each unit training needs.

e. Chapter 5, Training and Evaluation Outlines. This chapter provides the training and evaluation criteria for all the tasks each unit must master to be able to perform its missions. The T&EOs are provided for each task and includes their related standards. Each T&EO is part of a mission and in various combinations they compose the training exercise in Chapter 4.

f. Chapter 6, External Evaluation. This chapter provides instructions for developing an external evaluation of each unit.

**1-4. MISSIONS AND TASKS.** This MTP considers two types of missions:

- *Stated missions* - which are found in the TOE.
- *Implied missions* - which must be performed to accomplish the stated missions.

The relationship of tasks to missions and their training requirements are discussed in paragraphs a through e.

a. This unit has one critical wartime mission -- Provide Direct Support for US Army watercraft. There are six supporting missions that support this critical wartime mission. These missions include the following:

- Deploy Unit.
- Relocate Unit.
- Establish Area.
- Provide Watercraft Maintenance Support.
- Defend Assigned Area.
- Redeploy Unit.

b. The critical wartime mission echelon relationship diagram shows the relationship of the missions of the lower echelon unit to those of a higher echelon. The missions of a lower echelon unit must support the missions of a higher echelon unit.

c. Each unit mission task requires training by the unit. Training for unit tasks may be done individually or with others. In either training situation, the training must be based on the training criteria provided in the T&EOs. Several T&EOs can be grouped and trained as an STX (Chapter 4) and several STXs can be developed into an FTX to train personnel in the unit's critical wartime missions.

d. Individual STP and MQSs II and III training, TEWT, battle simulations, and execution of unit missions provide training in leader tasks, which support the unit missions.

e. Individual tasks that support the unit tasks are mastered through training to standards outlined in the STP. These tasks must be mastered and sustained by all members of the unit.

**1-5. TRAINING PRINCIPLES.** This MTP is based on the training principles outlined in FM 25-100.

a. Train as Combined Arms and Services Team. Although this MTP addresses only the company, the company will often train as part of a combined arms team in higher echelon exercises.

b. Train as You Fight. Units fight as they train. Soldiers remember the last way they performed a task whether it was right or wrong. Soldiers and companies must perform tasks according to established standards, which are rigidly enforced by leaders.

c. Train Using the Published Army Doctrine. This MTP conforms to published doctrine. Leaders are responsible for knowing current doctrine and training according to doctrine.

d. Use Performance Oriented Training. Unit's become proficient in the performance of critical tasks and missions by practicing them. Since soldiers learn by doing, the vast majority of a unit's training must involve performing tasks with coaching and critiquing by the leaders and good AARs.

e. Train to Challenge. Challenging training builds competence and confidence by developing and sharpening skills. It inspires excellence by fostering initiative, enthusiasm, and eagerness to learn.

f. Train to Sustain Proficiency. The cornerstone of the ARTEP is the concept of sustaining proficiency. The unit must be prepared to go to war on short notice. To sustain proficiency, the unit must train--evaluate--train. Sustainment requires practice and repetition. Evaluation of these practices identifies training weaknesses simultaneously. The training plans and smaller training components allow facilitate this process and reduce planning time. Matrixes allow the leader to see training weaknesses in the context of the mission, which will lead to resolution of problems.

g. Train Using Multiechelon Techniques. Multiechelon training is the most efficient way of training and sustaining a diverse number of mission essential tasks within limited periods of training time. To use available time and resources, commanders must simultaneously train individuals, leaders, and unit at each echelon in the organization during training events.

h. Train to Maintain. Maintenance training designed to keep equipment in the fight is of equal importance to soldiers as being expert in its use.

i. Make Commanders the Primary Trainers. Leaders at all levels are responsible for the training of their soldiers. The unit's success on the battlefield will depend on the personal training involvement of the leaders.

**1-6. COMBINED ARMS TRAINING STRATEGY.** CATS is designed to provide Army leaders a strategy that states the rationale and justification for requesting all Army training resources in both institutions and units. It provides training management guidance for institutional commandants and unit commanders to plan and execute required training to established Army standards. Institutional strategies are prescriptive and define the mandatory training requirements for qualifying soldiers and leaders to specified levels of competency in respective functional specialties. The training program developed and executed by this unit to train to standards in its wartime mission is also a component of CATS. CATS provides the tools that enable the Army to focus and manage training in an integrated manner. The major focus of CATS is a series of proponent-generated unit and institutional strategies that describe the training and resources required to train to standard.

a. The unit training strategies in CATS provide the commander with a descriptive "menu" for training. While the "menu" may reflect an optional guide for training to standard, it is unlikely that all units will have the exact mix of resources required to execute such a strategy.

b. This unit's training strategy (see Appendix A) is a descriptive training strategy that provides a means of training this unit to standard by listing required training events, critical training gates, training event frequencies, and training resources. The commander selects from this MTP the tasks required to train his METL. The training strategies provide the means to train these tasks through a focused and integrated training plan.

c. This unit's training strategy has two separate training strategies. When integrated with the training tasks found in the MTP, they form a comprehensive and focused strategy, which permits this unit to train to standard. The elements of this unit's training strategy are as follows:

(1) **CSS unit training strategy.** This strategy is intended to provide a set of recommended training frequencies for key training events in a unit and depict those resources, which are required to support training events. CSS unit training strategies must address both technical (mission) and tactical (maneuver/survival) training needs of CSS soldiers and units.

(2) **Soldier strategy.** The soldier strategy provides an annual plan for training and maintaining skills at the individual level and lists the resources required to train a soldier.

d. A critical element in the unit training strategy is the identification of critical training gates. These gates are defined as training events that must be conducted to standard before proceeding to a more difficult or resource-intensive training event or task. Training events follow the crawl, walk, run training methodology. For example, if unit training strategy calls for conducting an FTX, and an STX has been identified as a critical training gate for the FTX, the training tasks contained in the STX must be trained to standard prior to conducting the FTX. Standards must be specific so that a commander can assess the preparedness of his soldiers or unit(s) to proceed to more complex training events. By using training gates, the unit's METL and the commander's assessment of his unit's training status will determine the selection and timing of the collective training exercises in a specific unit's training strategy.

e. When developing the unit's training plan, the commander identifies tasks from the MTP required to train his METL. He will use the training strategy found in Appendix A to develop a battle-focused training plan that integrates and links METL-derived MTP training tasks with CATS training events.

**1-7. CONDUCTING TRAINING.** This MTP is designed to facilitate the planning, preparation, and conduct of unit training as explained in FM 25-101.

a. Based on the battalion's training guidance, the commander will assign the missions or tasks for training. He must plan and execute unit training in support of the battalion commander's guidance.

b. The unit mission outlined in Chapter 3 must be reviewed to determine whether the FTX provided will support or can be modified to support the battalion commander's guidance. If the matrix in Chapter 2 does not support the guidance or need to be modified, they should be reviewed. This matrix provides a listing of all critical collective tasks, which must be mastered to perform a specific mission. It also shows the collective tasks that must be performed to accomplish an STX.

c. The tasks required must be prioritized. Training must be oriented toward the greatest challenges and most difficult sustainment skills. The commander and subordinate leaders should analyze and prioritize tasks for training.

d. After the training tasks are selected, the commander must incorporate them into the training schedule. The following procedures should be followed:

(1) List the tasks in the priority and frequency needed to be presented for training.

- (2) Determine the required training time.
- (3) Determine the best procedure for using multiechelon training.
- (4) Determine training location(s).
- (5) Determine training responsibilities.
- (6) Determine time needed for training.
- (7) Determine best training method.
- (8) Determine the resources necessary to train the selected tasks.

#### **1-8. FORCE PROTECTION (SAFETY).**

a. Safety is a component of force protection. Commanders, leaders and soldiers use risk assessment/management to tie force protection into the military around the mission. Risk management assigns responsibilities, institutionalizes commander's review of operational safety and leads to decision-making at a level of command appropriate to the risk. The objective of safety is to help units protect combat power through accident prevention, which enables units to win fast and decisively, with minimum losses. Safety is an integral part of all operations. Safety begins with readiness, which determines a unit's ability to perform its METL to standard. Readiness standards addressed during METL assessment are as follows:

- (1) Soldiers with the self-discipline to consistently perform tasks to standard.
- (2) Leaders who are ready, willing, and able to enforce standards.
- (3) Training that provides skills needed for performance to standard.
- (4) Standards and procedures for task preference that are clear and practical.
- (5) Support for task preference, including required equipment, personnel, maintenance, facilities, and services.

b. Risk management is a tool that addresses the root causes (readiness shortcomings) of accidents. It assists commanders and leaders in not only identifying what the next accident is going to be, but it also helps identify who will have the next accident. Risk management is a way to put more realism into training without paying the price in deaths, injuries or damaged equipment.

c. Safety demands total chain of command involvement in planning, preparing, executing, and evaluating training. The chain of command responsibilities include the following:

- (1) **Commanders.**
  - (a) Seek optimum, not adequate performance.
  - (b) Specify the risk they will accept to accomplish the mission.

- (c) Select risk reductions provided by staff.
- (d) Accept or reject residual risk, based on the benefit to be derived.
- (e) Train and motivate leaders at all levels to effectively use risk management concepts.

(2) **Staff.**

- (a) Assists the commander in assessing risks and in developing risk reduction options when planning training.
- (b) Integrates risk controls in plans, orders, METL standards, and performance measures.
- (c) Eliminates unnecessary safety restrictions that diminish training effectiveness.
- (d) Assesses safety performance during training.
- (e) Evaluates safety performance during AARs.

(3) **Subordinate leaders.**

- (a) Apply consistently effective risk management concepts and methods to operations they lead.
- (b) Report risk issues beyond their control or authority to their superiors.

(4) **Individual soldier.**

- (a) Reports unsafe conditions and acts and corrects the situation when possible.
- (b) Establishes a buddy system to keep a safety watch on one another.
- (c) Takes responsibility for personal safety.
- (d) Works as a team member.
- (e) Modifies own risk behavior.

d. Risk management is a five-step cyclic process that is easily integrated into the decision making process outlined in FM 101-5. The five steps are as follows:

- (1) **Identify hazards.** Identify the most probable hazards for the missions.
- (2) **Assess hazards.** Analyze each hazard to determine the probability of its causing an accident and the probable effect of the accident. Identify control options to eliminate or

reduce the hazard. The Army Standard Risk Assessment Matrix (see Figure 1-1) is a tool for assessing hazards.

			HAZARD PROBABILITY				
			FREQUENT	LIKELY	OCCASIONAL	SELDOM	UNLIKELY
			A	B	C	D	E
E F F E C T	CATASTROPHIC	I	EXTREMELY HIGH				
	CRITICAL	II	HIGH				
	MARGINAL	III	MEDIUM		LOW		
NEGLIGIBLE	IV						

Figure 1-1. Risk assessment matrix

(3) *Make risk decisions.* Weigh the risk against the benefits of performing the operations. Accept no unnecessary risks and make any residual risk decisions at the proper level of command.

(4) *Implement controls.* Integrate specific controls into plans, OPLANs, OPORDs, SOPs, and rehearsals. Communicate controls to the individual soldier.

(5) *Supervise.* Determine the effectiveness of controls in reducing the probability and effect of identified hazards to include follow-up and after action. Develop the lessons learned.

e. Fratricide is a component of force protection and is closely related to safety. Fratricide is the employment of weapons, with the intent to kill the enemy or destroy his equipment, that result in unforeseen and unintentional death, injury, or damage to friendly personnel or equipment. Fratricide is by definition an accident. Risk assessment/management is the mechanism with which incidences of fratricide can be controlled.

f. The primary causes of fratricide are as follows:

(1) *Direct-fire control plan failures.* These occur when units fail to develop defensive and, particularly, offensive fire control plans.

(2) **Land navigation failures.** These result when units stray out of sector, report wrong locations, and become disoriented.

(3) **Combat identification failure.** These failures include gunners or pilots being unable to distinguish thermal/optical signatures near the maximum range of their sighting systems and units in proximity mistaking each other for the enemy under limited visibility conditions.

(4) **Inadequate control measures.** Units fail to disseminate the minimum maneuver and fire support control measures necessary to tie control measures to recognizable terrain or events.

(5) **Reporting communication failures.** Units at all levels face problems in generating timely, accurate, and complete reports as locations and tactical situations change.

(6) **Weapons error.** Lapses in individual discipline lead to charge errors, accidental discharges, mistakes with explosives and hand grenades, and similar incidents.

(7) **Battlefield hazards.** Unexploded ordnance, unmarked or unrecorded minefields, FASCAM, and booby traps litter the battlefield. Failure to mark, remove, record or anticipate these hazards increases the risk of friendly casualties.

g. Fratricide results in unacceptable losses and increases the risk of mission failure. Fratricide undermines the unit's ability to survive and function. Units experiencing fratricide observe the following consequences:

- (1) Loss of confidence in the unit's leadership.
- (2) Increasing self-doubt among leaders.
- (3) Hesitation to use supporting combat systems.
- (4) Over-supervision of units.
- (5) Hesitation to conduct night operations.
- (6) Loss of aggressiveness during fire and maneuver.
- (7) Loss of initiative.
- (8) Disrupted operations.
- (9) General degradation of cohesiveness, morale, and combat power.

**1-9. ENVIRONMENTAL PROTECTION.** Protection of natural resources has continued to become an ever increasing concern to the Army. It is the responsibility of all unit leaders to decrease, and if possible, eliminate damage to the environment when conducting training. Environmental risk management parallels safety risk management, and is based on the same philosophy as safety risk management. Environmental risk management consists of the following steps:



- a. **Identify Hazards.** Identify potential sources for environmental degradation during analysis of METT-T factors. This requires identification of environmental hazards. An environmental hazard is a condition with the potential for polluting air, soil, or water and/or destroying cultural/historical artifacts.
- b. **Assess the Hazards.** Analyzes potential severity of environmental degradation using environmental risk assessment matrix (Figure 1-2, page 1-10). Severity of environmental degradation is considered when determining the potential effect an operation will have on the environment. The risk impact value is defined as an indicator of the severity of environmental degradation. Quantify the risk to the environment resulting from the operation as extremely high, medium, or low, using the environmental assessment matrixes.
- c. **Make Environmental Risk Decisions.** Make decisions and develop measures to reduce high environmental risks.
- d. **Brief Chain of Command.** Brief chain of command (to include installation environment office, if applicable) on proposed plans and pertinent high risk environmental matrixes. Risk decisions are made at a level of command that corresponds to the degree of risk.
- e. **Implement Controls.** Implement environmental protection measures by integrating them into plans, orders, SOPs, training performance standards, and rehearsals.
- f. **Supervise.** Supervise/enforce environmental protection standards.

**1-10. BATTLE FOCUS.** Battle focus derives peacetime training requirements from wartime missions. It guides the planning, execution, and assessment of the unit training program to ensure it trains as it is going to fight. Battle focus is critical throughout the entire training process and is used by commanders to allocate resources for training based on wartime mission requirements. It helps the commander recognize that the unit cannot attain proficiency to standard on every task due to time or resources constraints. However, a successful training program is achievable by narrowing the focus to a reduced number of vital tasks that are essential to mission accomplishment.

**1-11. SAFETY.** A well-trained unit is normally accident-free. Although accidents can occur through no fault of the soldier, most accidents result from unsafe acts of inadequately trained, unsupervised, or complacent personnel. While conducting the training in this publication, leaders must incorporate safety into every task. Training is effective when soldiers are confident in their abilities to perform the tasks and assured that they will not be injured or cause damage to their equipment. Leaders and trainers must ensure SOPs for safety are complied with during all facets of training. They must also ensure that on-the-spot corrections are made when any unsafe practice is observed.

Environmental Area				Rating:		
<b>Unit Operations</b>		<b>Risk Impact</b>				
Movement of heavy vehicles systems	5	4	3	2	1	0
Movement of personnel and light vehicles/systems	5	4	3	2	1	0
Assembly area activities	5	4	3	2	1	0
Field maintenance of equipment	5	4	3	2	1	0
Garrison maintenance of equipment	5	4	3	2	1	0
Environmental Risk Assessment Worksheet	5	4	3	2	1	0
	Movement of heavy vehicles/ systems	Movement of personnel and light vehicles/systems	Assembly area activities	Field maintenance of equipment	Garrison maintenance of equipment	Risk rating
Air pollution						
Archeological and historical sites						
Hazardous material/waste						
Noise pollution						
Threaten/endangered species						
Water pollution						
Wetland protection						
Overall rating						
<b>Overall Environmental Risk Assessment Form</b>						
Category	Range	Environmental		Decision Maker		
Low	0-58	Little or none		Appropriate Level		
Medium	59-117	Minor		Appropriate Level		
High	118-149	Significant		Division Cdr		
Extremely High	150-175	Severe		MACOM Cdr		
<b>Risk Categories</b>						

**Figure 1-2. Environmental risk assessment matrix**

**1-12. EVALUATION.** The T&EOs in Chapter 5 list the standards, which the unit must meet for each task.

a. Evaluation can be either internal or external. Internal evaluations are conducted at all levels and must be inherent in all training. External evaluations are usually more formal and are conducted by the next higher HQ.

b. A critical weakness in training is the failure to evaluate each task every time it is executed. The ARTEP concept is based on simultaneous training and evaluating. Every training exercise provides the potential for evaluation and every evaluation is a training session. To

optimize training, the commander must restate to the trainers and leaders the necessity for continually evaluating training.

c. Emphasize direct, on-the-spot evaluations. Correcting poor performance during individual or small group training is easy to do. In higher level exercises this is usually not feasible because outside evaluation is used. Continuous evaluation by the leader at every level makes the difference. AARs should be given at frequent, logical intervals during exercises. This allows the commander to correct performance shortcomings while they are still fresh in everyone's mind. This will also prevent reinforcement of bad habits.

d. FM 25-101 provides detailed instructions for conducting an AAR and detailed guidance on coaching and critiquing during training.

**1-13. FEEDBACK.** Your recommendations for improvement of this MTP are requested. Use the questionnaire at the end of this MTP for your comments.

## CHAPTER 2

### TRAINING MATRIX

**2-1. GENERAL.** The training matrix (Table 2-1) assists the commander in planning and executing unit training. The matrix is an organized set of relationships, which can be used to determine the missions and tasks to be performed in a specific situation or exercise.

**2-2. TRAINING MATRIX: MISSION TO COLLECTIVE TASKS.** This training matrix illustrates the relationship between the unit missions and their component collective tasks. The AUTL BOS are tools used to list all essential elements of the Army Division's combat power. The collective tasks are listed under the appropriate AUTL BOS. An asterisk in the matrix identifies the AUTL BOS. Appendix B defines the AUTL BOS used in this matrix. The training matrix is used to plan the training for a specific mission or AUTL BOS. The commander determines which tasks, in training each AUTL BOS, to perform. Based on the known proficiency of the unit, the training should concentrate on the unit's weaknesses. Training in AUTL BOS can be accomplished by providing training in all tasks listed in a specific system.

**Table 2-1. Training matrix (missions to collective task matrix)**

MISSIONS						
Collective Tasks and T&EO Numbers	Deploy Unit	Relocate Unit	Establish Area	Provide Watercraft Maintenance Support	Defend Assigned Area	Redeploy Unit
<b>*DEPLOY/ CONDUCT MANEUVER</b> Prepare Unit to Move (63-2-4002)		X				
Conduct Tactical Road March (63-2-4003)		X				
Perform Advance/Quartering Party Activities (63-2-4008)		X	X			
Occupy New Operating Site (63-2-4009)			X			
Set Up Unit Headquarters, Dining Facility, and Bivouac Areas (63-2-4550)			X			

**Table 2-1. Training matrix (missions to collective task matrix) (continued)**

MISSIONS						
Collective Tasks and T&EO Numbers	Deploy Unit	Relocate Unit	Establish Area	Provide Watercraft Maintenance Support	Defend Assigned Area	Redeploy Unit
Perform Deployment Alert Activities (63-2-4801)	X					
Perform Human Resources Predeployment Activities (63-2-4802)	X					
Perform Predeployment Training Activities (63-2-4803)	X					
Perform Predeployment Supply Activities (63-2-4804)	X					
Perform Predeployment Maintenance Activities (63-2-4805)	X					
Prepare Vehicles and Equipment for Deployment (63-2-4806)	X					
Prepare Unit for Nontactical Move (63-2-4807)	X					X
Conduct Nontactical Road March (63-2-4808)	X					X
Perform Sea Port of Embarkation Activities for Deployment (63-2-4809)	X					
Perform Aerial Port of Embarkation Activities for Deployment (63-2-4810)	X					

**Table 2-1. Training matrix (missions to collective task matrix) (continued)**

MISSIONS						
Collective Tasks and T&EO Numbers	Deploy Unit	Relocate Unit	Establish Area	Provide Watercraft Maintenance Support	Defend Assigned Area	Redeploy Unit
Perform Aerial Port of Debarkation Activities for Deployment (63-2-4811)	X					
Perform Sea Port of Debarkation Activities for Deployment (63-2-4812)	X					
Prepare Equipment Reception Team for Tactical Road March (63-2-4813)	X					
Perform Redeployment Human Resources Actions (63-2-4814)						X
Perform Redeployment Training Activities (63-2-4815)						X
Perform Redeployment Supply Activities (63-2-4816)						X
Perform Redeployment Maintenance Activities (63-2-4817)						X
Prepare Vehicles and Equipment for Redeployment (63-2-4818)						X
Perform Sea Port of Embarkation Activities for Redeployment (63-2-4819)						X

**Table 2-1. Training matrix (missions to collective task matrix) (continued)**

MISSIONS						
Collective Tasks and T&EO Numbers	Deploy Unit	Relocate Unit	Establish Area	Provide Watercraft Maintenance Support	Defend Assigned Area	Redeploy Unit
Perform Aerial Port of Embarkation Activities for Redeployment (63-2-4820)						X
Perform Aerial Port of Debarkation Activities for Redeployment (63-2-4821)						X
Perform Home Station Activities (63-2-4822)						X
Perform Sea Port of Debarkation Activities for Redeployment (63-2-4823)						X
Perform Demobilization Station Activities (63-2-4824)						X
Conduct Integration Activities (63-2-4825)	X					
Conduct Staging Activities (63-2-4826)	X					
<b>*EMPLOY FIREPOWER</b> Use Passive Air Defense Measures (63-2-4307)		X	X		X	
Take Active Air Defense Measures Against Hostile Aircraft (63-2-4308)		X			X	

**Table 2-1. Training matrix (missions to collective task matrix) (continued)**

MISSIONS						
Collective Tasks and T&EO Numbers	Deploy Unit	Relocate Unit	Establish Area	Provide Watercraft Maintenance Support	Defend Assigned Area	Redeploy Unit
<b>*PROTECT THE FORCE</b> Cross a Radio- logically Con- taminated Area (63-2-4005)		X				
Defend Convoy Elements (63-2-4006)		X				
Set Up Unit Defense (63-2-4011)			X			
Prepare Unit for Nuclear, Biologi- cal, and Chemical Conditions (63-2-4013)			X			
Employ Opera- tions Security Measures (63-2-4016)		X	X	X	X	
Perform Opera- tional Decontami- nation (63-2-4018)		X				
Perform Thorough Decontamination (63-2-4019)		X				
Respond to the Initial Effects of a Nuclear Attack (63-2-4020)		X				
Defend Against a Level I Attack (63-2-4021)		X				
Prepare Unit for Level II/III Threat (63-2-4022)					X	
Conduct Hasty Displacement (63-2-4023)					X	
Defend Unit Area (63-2-4024)					X	



**Table 2-1. Training matrix (missions to collective task matrix) (continued)**

MISSIONS						
Collective Tasks and T&EO Numbers	Deploy Unit	Relocate Unit	Establish Area	Provide Watercraft Maintenance Support	Defend Assigned Area	Redeploy Unit
Perform Withdrawal Under Fire (63-2-4025)					X	
Reorganize Unit Defense (63-2-4026)					X	
Execute Battle Handover (63-2-4027)					X	
Perform Area Damage Control Functions (63-2-4028)					X	
Cross a Chemically Contaminated Area (63-2-4226)		X				
Employ Physical Security Measures (63-2-4306)			X	X	X	
Respond to a Chemical Attack (63-2-4334)		X			X	
Destroy Supplies and Equipment (63-2-4522)					X	
<b>*PERFORM CSS AND SUSTAINMENT</b> Treat Casualties (08-2-0003.63-0001)		X	X	X	X	
Perform Unit Mortuary Affairs Operations (10-2-4513)					X	
Set Up Logistics Operations Section (63-2-4012)			X			

**Table 2-1. Training matrix (missions to collective task matrix) (continued)**

MISSIONS						
Collective Tasks and T&EO Numbers	Deploy Unit	Relocate Unit	Establish Area	Provide Watercraft Maintenance Support	Defend Assigned Area	Redeploy Unit
Provide Human Resources Support (63-2-4015)				X		
Provide Food Service Support (63-2-4056)				X		
Combat Battlefield Stress (63-2-4303)	X	X	X	X	X	X
Process Enemy Prisoners of War (63-2-4304)		X	X		X	
Process Captured Documents and Equipment (63-2-4305)		X	X		X	
Perform Field Sanitation Functions (63-2-4315)			X			
Transport Casualties (63-2-4316)		X	X	X	X	
Perform Risk Management Procedures (63-2-4326)	X	X	X	X	X	X
Receive Resupply by Airdrop (63-2-4514)				X		
Provide Unit Supply Support (63-2-4515)				X		
Receive External Sling Load Resupply (63-2-4516)				X		
Perform Unit-Level Maintenance (63-2-4552)		X	X	X		

**Table 2-1. Training matrix (missions to collective task matrix) (continued)**

MISSIONS						
Collective Tasks and T&EO Numbers	Deploy Unit	Relocate Unit	Establish Area	Provide Watercraft Maintenance Support	Defend Assigned Area	Redeploy Unit
<b>*EXERCISE COMMAND AND CONTROL</b> Provide Production and Quality Control (55-2-1500)				X		
Provide Watercraft Repair Parts Supply Support (55-2-1501)				X		
Conduct Watercraft Repair Parts Supply Support (55-2-1502)				X		
Prepare Vessel for Sea (55-2-1503)				X		
Conduct Marine Hull Salvage Repair Operations (55-2-1505)				X		
React to Shipboard Emergency Aboard an LCU or an FMS (55-2-1506)				X		
React to Shipboard Emergency Aboard an LCM (55-2-1507)				X		
Conduct Vessel Operations (55-2-1508)				X		
Plan Unit Move (63-2-4001)		X				
Plan Occupation of New Area of Operations (63-2-4007)		X	X			

**Table 2-1. Training matrix (missions to collective task matrix) (continued)**

MISSIONS						
Collective Tasks and T&EO Numbers	Deploy Unit	Relocate Unit	Establish Area	Provide Watercraft Maintenance Support	Defend Assigned Area	Redeploy Unit
Plan Unit Defense (63-2-4010)			X		X	
Plan Area Damage Control Operations (63-2-4014)					X	
Maintain Communications (63-2-4017)			X	X	X	
Establish Communications (63-2-4040)			X			
Plan Unit Mobilization in a Peacetime Environment (63-2-4827)	X					
Plan Unit Deployment Activities Upon Receipt of a Warning Order (63-2-4828)	X					
Plan Unit Redeployment (63-2-4829)						X

### CHAPTER 3

#### MISSION OUTLINE

**3-1. GENERAL.** The mission outline illustrates the relationship between the missions and their supporting tasks.

**3-2. MISSION OUTLINE.** Since unit training is mission-oriented, the mission outline shows how task training contributes to the ability of this unit to perform its missions. The mission outline (Figure 3-1) provides the commander with a visual outline of his unit's mission in a format that facilitates the planning and management of training.

<b>FTX C-A</b>					
<b>PROVIDE DIRECT SUPPORT AND GENERAL SUPPORT MAINTENANCE</b>					
<b>STX C-1</b>		<b>STX C-2</b>		<b>STX C-3</b>	
<b>DEPLOY UNIT</b>		<b>RELOCATE UNIT</b>		<b>ESTABLISH AREA</b>	
63-2-4801	63-2-4810	63-2-4002	63-2-4021	63-2-4008	63-2-4304
63-2-4802	63-2-4811	63-2-4003	63-2-4226	63-2-4009	63-2-4305
63-2-4803	63-2-4812	63-2-4008	63-2-4334	63-2-4307	63-2-4315
63-2-4804	63-2-4813	63-2-4307	08-2-0003.63-0001	63-2-4011	63-2-4316
63-2-4805	63-2-4825	63-2-4308	63-2-4303	63-2-4013	63-2-4326
63-2-4806	63-2-4826	63-2-4005	63-2-4304	63-2-4016	63-2-4552
63-2-4807	63-2-4303	63-2-4006	63-2-4305	63-2-4306	63-2-4007
63-2-4808	63-2-4326	63-2-4016	63-2-4316	08-2-0003.63-0001	63-2-4010
63-2-4809	63-2-4827	63-2-4018	63-2-4326	63-2-4012	63-2-4017
	63-2-4828	63-2-4019	63-2-4552	63-2-4303	63-2-4040
		63-2-4020	63-2-4001		
			63-2-4007		

**Figure 3-1. Transportation Floating Craft Maintenance Company Missions Outline**

FTX C-A					
PROVIDE DIRECT SUPPORT AND GENERAL SUPPORT MAINTENANCE					
STX C-4		STX C-5		STX C-6	
PROVIDE WATERCRAFT MAINTENANCE SUPPORT		DEFEND ASSIGNED AREA		REDEPLOY UNIT	
63-2-4016	63-2-4516	63-2-4307	63-2-4334	63-2-4807	63-2-4820
63-2-4306	63-2-4552	63-2-4308	63-2-4522	63-2-4808	63-2-4821
08-2-0003.63-0001	55-2-1500	63-2-4016	08-2-0003.63-0001	63-2-4814	63-2-4822
63-2-4015	55-2-1501	63-2-4022	10-2-4513	63-2-4815	63-2-4823
63-2-4056	55-2-1502	63-2-4023	63-2-4303	63-2-4816	63-2-4824
63-2-4303	55-2-1503	63-2-4024	63-2-4304	63-2-4817	63-2-4303
63-2-4316	55-2-1505	63-2-4025	63-2-4305	63-2-4818	63-2-4326
63-2-4326	55-2-1506	63-2-4026	63-2-4316	63-2-4819	63-2-4829
63-2-4514	55-2-1507	63-2-4027	63-2-4326		
63-2-4515	55-2-1508	63-2-4028	63-2-4010		
	63-2-4017	63-2-4306	63-2-4014		
			63-2-4017		

**Figure 3-1. Transportation Floating Craft Maintenance Company Missions Outline (continued)**

## CHAPTER 4

### TRAINING EXERCISES

**4-1. GENERAL.** Training exercises are used to train and practice personnel in the performance of collective tasks. This MTP has two types of exercises: FTX and STX. These exercises assist you in developing, sustaining, and evaluating the unit's mission proficiency. This MTP has one FTX and six STXs (see Table 4-1).

**4-2. FIELD TRAINING EXERCISE.** The FTX provides a training method for the unit to train its critical wartime mission. This FTX also provides a logical sequence for the performance of tasks previously trained in the STXs.

**4-3. SITUATIONAL TRAINING EXERCISE.** The STX is a short, scenario-driven, mission-oriented tactical exercise used to train a group of closely related collective tasks. The unit commander may modify this STX based on local METT-T and available personnel and equipment. The STX provides the information for training personnel to perform the missions that make up the overall critical wartime mission. The STX performs the following functions:

- a. Provides repetitive training on the missions.
- b. Allows training to focus on identified weaknesses.
- c. Allows the unit to practice the mission before the critical wartime mission.
- d. Saves time by providing a majority of the information needed to develop a method for training.

**4-4. SAFETY.** During any training exercise, soldiers and leaders must be safety conscious. Evaluators and trainers have the responsibility to ensure that all training is conducted within established safety constraints. Prior to each exercise, all personnel will be briefed on specific safety measures that are to be taken during execution.

**Table 4-1. Training exercises**

EXERCISE	TITLE	PAGE
FTX C-A	Provide Direct Support and General Support Maintenance	4-2
STX C-1	Deploy Unit	4-14
STX C-2	Relocate Unit	4-19
STX C-3	Establish Area	4-25
STX C-4	Provide Watercraft Maintenance Support	4-31
STX C-5	Defend Assigned Area	4-37
STX C-6	Redeploy Unit	4-43

## **TRANSPORTATION WATERCRAFT MAINTENANCE COMPANY**

### **FTX C-A**

#### **PROVIDE DIRECT SUPPORT AND GENERAL SUPPORT MAINTENANCE**

**1. Objective.** This FTX is designed to provide the commander and key leaders with training in its critical wartime mission to provide DS and GS maintenance for US Army watercraft. The commander and key personnel must become proficient in deployment, relocation, and establishment of the unit area and providing watercraft maintenance support. The unit must also be proficient in defending assigned area and redeployment to home station. The tasks that are executed during this exercise are listed in Table 4-2, pages 4-4 through 4-7.

#### **2. Interface.**

a. This FTX supports the Transportation Terminal Battalion FTX, Direct Water Terminal Operations.

b. The following STXs support the Transportation Watercraft Maintenance Company FTX.

(1) Deploy Unit (STX C-1).

(2) Relocate Unit (STX C-2).

(3) Establish Area (STX C-3).

(4) Provide Watercraft Maintenance Support (STX C-4).

(5) Defend Assigned Area (STX C-5).

(6) Redeploy Unit (STX C-6).

c. This unit is dependent upon diving support provided by the control and maintenance team, TOE 05530LA00 and the light diving team, TOE 05530LC for under water maintenance.

#### **3. Training Enhancers.**

a. Chapter 2, Training Matrix, shows the collective tasks that must be mastered to perform the unit's missions. Training that will improve the unit's ability to perform its missions are as follows:

(1) Planning, controlling, and supervising of administrative functions for the unit and for the operating elements of the unit, in performance of mission tasks and self-defense operations. This training may be conducted in garrison and in local training area by one of the following methods:

(a) MAPEX combined with a sand or terrain table model exercise. Use, if possible, a map of the actual area where the FTX is to be conducted and a sand table model to match the terrain.



- (b) Tactical exercise without troops.
- (c) COMEX (to practice communications techniques).

(2) Establishing an aggressive spirit in leaders and unit by the following activities:

- (a) Aggressive unit sport and physical fitness program.
- (b) Leader and individual confidence courses.
- (c) Appropriate training films that have aggressive and positive effect on the soldiers.
- (d) Awareness of the unit's heritage.

b. This exercise begins with the receipt of a warning order and ends after redeployment of the unit to home station. Conduct AARs as shown in Table 4-3, pages 4-8 through 4-10. Table 4-3 is a suggested scenario. Figure 4-1, page 4-11, illustrates the general sequence of task performances in this exercise.

c. This exercise may be conducted under several options. These options are not all-inclusive, and can be used in various combinations.

(1) Conditional options in support of:

- (a) Offensive operations.
- (b) Defensive operations.
- (c) Retrograde operations.
- (d) Day or night operations.
- (e) Adverse weather conditions.

(2) Operational options.

- (a) Provide watercraft maintenance support.
- (b) Defend assigned area.
- (c) Conduct self-recovery operations (receive, move, and to recover mired or disabled vehicle).

**Table 4-2. T&EOs from chapter 5 to use for evaluating FTX C-A**

<b>TASK TITLE</b>	<b>TASK NUMBER</b>	<b>PAGE</b>
Prepare Unit to Move	63-2-4002	5-7
Conduct Tactical Road March	63-2-4003	5-13
Perform Advance/Quartering Party Activities	63-2-4008	5-19
Occupy New Operating Site	63-2-4009	5-24
Set Up Unit Headquarters, Dining Facility, and Bivouac Areas	63-2-4550	5-27
Perform Deployment Alert Activities	63-2-4801	5-32
Perform Human Resources Predeployment Activities	63-2-4802	5-36
Perform Predeployment Training Activities	63-2-4803	5-40
Perform Predeployment Supply Activities	63-2-4804	5-42
Perform Predeployment Maintenance Activities	63-2-4805	5-46
Prepare Vehicles and Equipment for Deployment	63-2-4806	5-51
Prepare Unit for Nontactical Move	63-2-4807	5-58
Conduct Nontactical Road March	63-2-4808	5-63
Perform Sea Port of Embarkation Activities for Deployment	63-2-4809	5-67
Perform Aerial Port of Embarkation Activities for Deployment	63-2-4810	5-73
Perform Aerial Port of Debarkation Activities for Deployment	63-2-4811	5-78
Perform Sea Port of Debarkation Activities for Deployment	63-2-4812	5-82
Prepare Equipment Reception Team for Tactical Road March	63-2-4813	5-87
Perform Redeployment Human Resources Actions	63-2-4814	5-91
Perform Redeployment Training Activities	63-2-4815	5-95
Perform Redeployment Supply Activities	63-2-4816	5-97
Perform Redeployment Maintenance Activities	63-2-4817	5-100
Prepare Vehicles and Equipment for Redeployment	63-2-4818	5-105
Perform Sea Port of Embarkation Activities for Redeployment	63-2-4819	5-114

**Table 4-2. T&EOs from chapter 5 to use for evaluating FTX C-A (continued)**

<b>TASK TITLE</b>	<b>TASK NUMBER</b>	<b>PAGE</b>
Perform Aerial Port of Embarkation Activities for Redeployment	63-2-4820	5-122
Perform Aerial Port of Debarkation Activities for Redeployment	63-2-4821	5-127
Perform Home Station Activities	63-2-4822	5-130
Perform Sea Port of Debarkation Activities for Redeployment	63-2-4823	5-134
Perform Demobilization Station Activities	63-2-4824	5-139
Conduct Integration Activities	63-2-4825	5-143
Conduct Staging Activities	63-2-4826	5-145
Use Passive Air Defense Measures	63-2-4307	5-149
Take Active Air Defense Measures Against Hostile Aircraft	63-2-4308	5-153
Cross a Radiologically Contaminated Area	63-2-4005	5-157
Defend Convoy Elements	63-2-4006	5-166
Set Up Unit Defense	63-2-4011	5-174
Prepare Unit for Nuclear, Biological, and Chemical Conditions	63-2-4013	5-180
Employ Operations Security Measures	63-2-4016	5-185
Perform Operational Decontamination	63-2-4018	5-190
Perform Thorough Decontamination	63-2-4019	5-193
Respond to the Initial Effects of a Nuclear Attack	63-2-4020	5-196
Defend Against a Level I Attack	63-2-4021	5-199
Prepare Unit for Level II/III Threat	63-2-4022	5-203
Conduct Hasty Displacement	63-2-4023	5-206
Defend Unit Area	63-2-4024	5-209
Perform Withdrawal Under Fire	63-2-4025	5-214
Reorganize Unit Defense	63-2-4026	5-217
Execute Battle Handover	63-2-4027	5-220

**Table 4-2. T&EOs from chapter 5 to use for evaluating FTX C-A (continued)**

<b>TASK TITLE</b>	<b>TASK NUMBER</b>	<b>PAGE</b>
Perform Area Damage Control Functions	63-2-4028	5-223
Cross a Chemically Contaminated Area	63-2-4226	5-226
Employ Physical Security Measures	63-2-4306	5-233
Respond to a Chemical Attack	63-2-4334	5-237
Destroy Supplies and Equipment	63-2-4522	5-242
Treat Casualties	08-2-0003.63-0001	5-247
Perform Unit Mortuary Affairs Operations	10-2-4513	5-252
Set Up Logistics Operations Center	63-2-4012	5-258
Provide Human Resources Support	63-2-4015	5-261
Provide Food Service Support	63-2-4056	5-265
Combat Battlefield Stress	63-2-4303	5-272
Process Enemy Prisoners of War	63-2-4304	5-276
Process Captured Documents and Equipment	63-2-4305	5-279
Perform Field Sanitation Functions	63-2-4315	5-282
Transport Casualties	63-2-4316	5-286
Perform Risk Management Procedures	63-2-4326	5-291
Receive Resupply by Airdrop	63-2-4514	5-294
Provide Unit Supply Support	63-2-4515	5-297
Receive External Sling Load Resupply	63-2-4516	5-300
Perform Unit-Level Maintenance	63-2-4552	5-305
Provide Production and Quality Control	55-2-1500	5-312
Provide Watercraft Repair Parts Supply Support	55-2-1501	5-316
Conduct Watercraft Support Maintenance Operations	55-2-1502	5-320
Prepare Vessel for Sea	55-2-1503	5-323

**Table 4-2. T&EOs from chapter 5 to use for evaluating FTX C-A (continued)**

<b>TASK TITLE</b>	<b>TASK NUMBER</b>	<b>PAGE</b>
Conduct Marine Hull Salvage Repair Operations	55-2-1505	5-326
React to Shipboard Emergency Aboard an LCU or an FMS	55-2-1506	5-329
React to Shipboard Emergency Aboard an LCM	55-2-1507	5-333
Conduct Vessel Operations	55-2-1508	5-337
Plan Unit Move	63-2-4001	5-340
Plan Occupation of New Area of Operations	63-2-4007	5-344
Plan Unit Defense	63-2-4010	5-347
Plan Area Damage Control Operations	63-2-4014	5-352
Maintain Communications	63-2-4017	5-354
Establish Communications	63-2-4040	5-360
Plan Unit Mobilization in a Peacetime Environment	63-2-4827	5-363
Plan Unit Deployment Activities Upon Receipt of a Warning Order	63-2-4828	5-368
Plan Unit Redeployment	63-2-4829	5-372

**Table 4-3. Sample unit's FTX C-A scenario**

<b>Sequence</b>	<b>Event</b>	<b>Estimated Time</b>
<b>Deploy Unit</b>		
1	Receive and verify warning order	20 min
2	Initiate recall plan	30 min
3	Perform administrative and soldier readiness processing activities	3 hr
4	Inspect unit's vehicles and equipment	3 hr
5	Load vehicles and equipment	3 hr
6	AAR	1 hr
7	Receive movement order	30 min
8	Conduct nontactical road march	1 hr
9	Arrive at APOE/SPOE	10 min
10	Perform embarkation activities	2 hr
11	Arrive at APOD/SPOD	30 min
12	Perform debarkation activities	2 hr
13	Perform staging and marshaling activities	2 hr
14	Conduct theater reception operations	2 hr
15	Coordinate theater integration activities	2 hr
<b>Relocate Unit</b>		
16	AAR	1 hr
17	Receive and verify warning order	10 min
18	Conduct route reconnaissance	2 hr
19	Provide input to S2/3	20 min
20	Plan unit move	30 min
21	Plan occupation of site	30 min
22	Prepare vehicles and equipment	2 hr
23	Organize march elements	2 hr
24	Organize advance/quartering party	15 min
25	Receive movement order	30 min
26	Brief advance/quartering party	5 min
27	Dispatch advance/quartering party	10 min
28	Cross SP	5 min
29	Conduct tactical convoy operations to relocate to new operating site	2 hr
30	Cross RP	5 min
31	AAR	30 min
32	Brief march elements	10 min
33	Dispatch march elements	30 min
34	Cross SP	10 min
35	Conduct tactical convoy operations to relocate to new operating site	2 hr
36	Cross contaminated area	45 min
37	Threat interdiction	40 min
38	Continues convoy	45 min
39	Cross RP	30 min
40	AAR	1 hr

**Table 4-3. Sample unit's FTX C-A scenario (continued)**

<b>Sequence</b>	<b>Event</b>	<b>Estimated Time</b>
	<b>Establish Area</b>	
41	Perform advance/quartering party activities	4 hr
42	Establish unit area of operations	6 hr
43	Organize unit defense	2 hr
44	AAR	1 hr
	<b>Provide Watercraft Maintenance Support</b>	
45	Provide watercraft maintenance support	24 hr
46	AAR	1 hr
	<b>Defend Assigned Area</b>	
47	Defend unit area	15 min
48	Receive alert message	1 hr
49	Occupy fighting positions	1 hr
50	Increase perimeter manning	10 min
51	Assemble reaction force	10 min
52	React to Level I threat	45 min
53	Respond to NBC attack	45 min
54	Perform decontamination and monitoring operations	40 min
55	Receive notification of Level II/III ground attack	45 min
56	Increase defense preparation	10 min
57	Defend against OPFOR attack	30 min
58	Detect threat	4 hr
59	Engage threat	2 hr
60	Request indirect fire or close air support	30 min
61	Disengage threat	30 min
62	Conduct hasty displacement	30 min
63	Handover battle to tactical combat force/MP	10 min
64	Reorganize unit	15 min
65	Conduct ADC	20 min
66	Treat casualties	30 min
67	Evacuate casualties	30 min
68	Perform mortuary affairs operations	1 hr
69	Reconstitute unit	1 hr
70	AAR	2 hr

**Table 4-3. Sample unit's FTX C-A scenario (continued)**

<b>Sequence</b>	<b>Event</b>	<b>Estimated Time</b>
<b>Redeploy Unit</b>		
71	Receive and verify warning order for redeployment	10 min
72	Perform administrative and SRP activities	30 min
73	Dismantle current operating site	1 hr
74	Inspect vehicles and equipment	10 min
75	Load vehicles and equipment	20 min
76	AAR	20 min
77	Receive movement order	1 hr
78	Conduct nontactical road march	20 min
79	Arrive APOE/SPOE	1 hr
80	Perform staging activities	2 hr
81	Perform embarkation activities	1 hr
82	AAR	1 hr
83	Arrive APOD/SPOD	2 hr
84	Perform debarkation activities	2 hr
85	Perform staging activities	1 hr
86	Receive movement order	20 min
87	Conduct nontactical road march	1 hr
88	Arrive home station	2 hr
89	Conduct home station activities	2 hr
90	Final AAR	3 hr
	<b>TOTAL TIME:</b>	108 hr, 15 min
<b>NOTE 1:</b> Events will be performed to standard, not time limitation. The time required to train an event will vary based on METT-T factors and the training proficiency of the unit.		
<b>NOTE 2:</b> Additional time is required if large portions of the exercise are conducted at night, under limited visibility, or under MOPP conditions.		



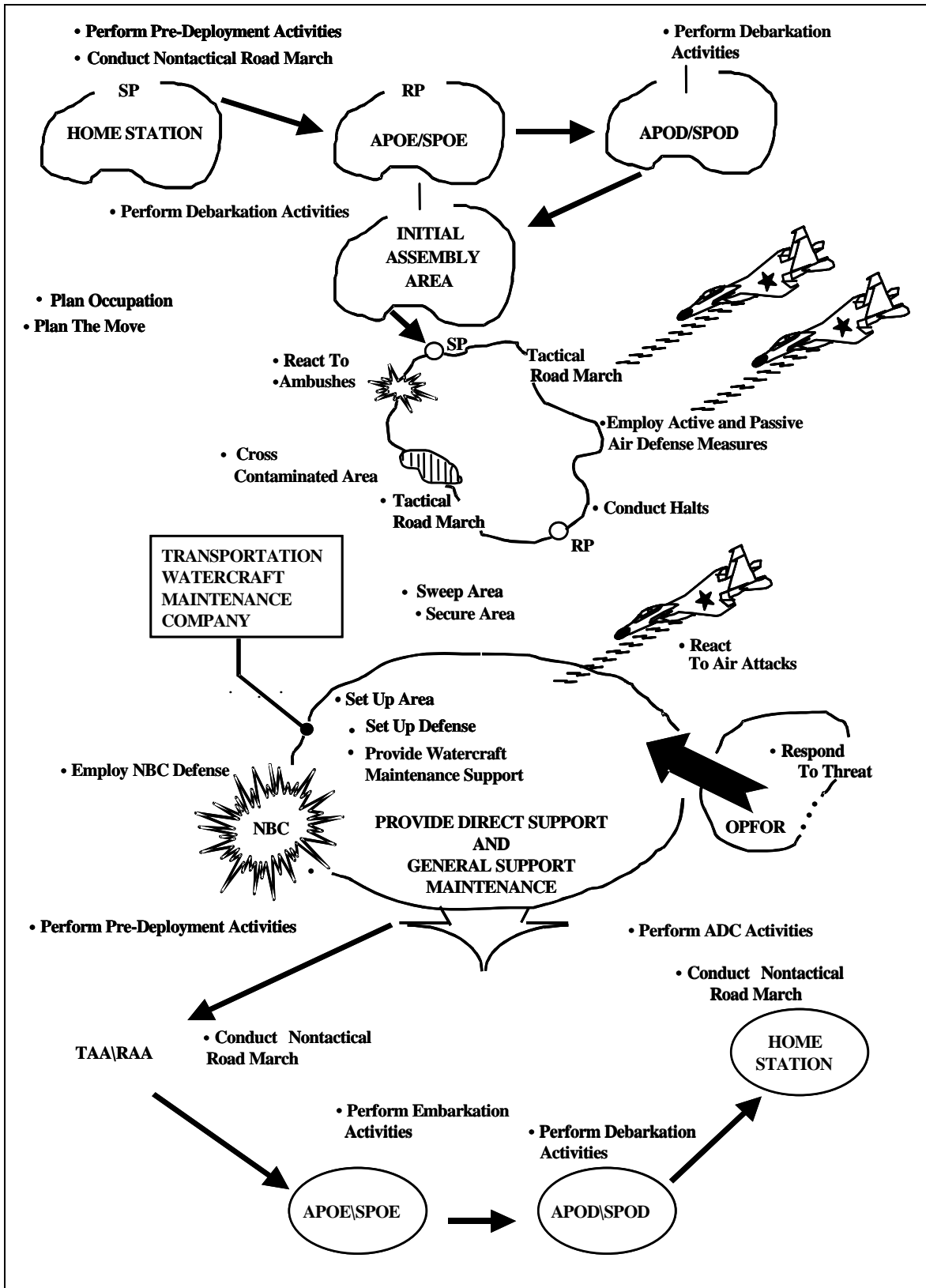


Figure 4-1. General scenario illustration

#### 4. General Situation.

a. The unit has been alerted for deployment, to a potentially hostile country, to provide DS and GS maintenance to US Army watercrafts. The unit will deploy as part of the higher element. The unit is capable of transporting 158,031 pounds of its organizational equipment with organic vehicles. The unit will deploy by air and sea. OPFOR is capable of inflicting Level I and II/III attacks and employing weapons of mass destruction at A/SPOD, staging, and marshaling areas, and along MSRs. The unit will be prepared for OPFOR activities during RSO&I operations. While establishing bases and facilities, the unit must still provide DS and GS maintenance. The unit will be prepared to defend against threat activity during movement, establishment of unit's area, and during operations. The Transportation Terminal Battalion will provide guidance to the unit when Level I and II/III threats are anticipated. Upon notification of a Level II/III attack, the unit will cease operations and defend their assigned area. The unit will defend their assigned area until the terminal battalion coordinates battle hand over to MP or a TCF and the hand over has been complete.

b. This exercise is also conducted under all day and night environmental conditions. The units will operate under threat of NBC, by ground or air attack, indirect fire, and electronic warfare.

c. This exercise is also conducted under threat of Level I and II/III attacks or during NBC operations.

#### 5. Special Situation. The unit commander has issued the following WARNO:

We will deploy to a new theater of operations in support of the higher HQ mission. We will be employed to repair Army watercrafts (tugboats, LSVs, LCMs, barges, and causeway systems). Begin your planning process for deploying and relocating the unit to \_\_\_\_\_ grid coordinates, establishing the unit's area's of operation, performing watercraft maintenance support, and defending our assigned area. This exercise will begin with receipt of this warning order and ends on notification from me to redeploy to home station.

#### 6. Support Requirements.

a. **Minimum Trainers/Evaluators.** The unit commander will be the trainer and also the primary evaluator. If possible, there should be an evaluator with each unit. At least one other evaluator is required with the OPFOR.

b. **Vehicles/Communications.** Communications equipment is needed for each controller/evaluator and the primary trainer. Radios are required for OPFOR vehicles during operations. Each controller/evaluator reports directly to the primary trainer.

c. **Opposing Force.** An OPFOR unit (+) and one aircraft are required for the exercise for Level II threat activities. The OPFOR should be well trained in patrolling, assault, and guerrilla tactics. The OPFOR should have specific missions in the unit's area.

d. **Maneuver Area.** Depending upon the LTA, it is desirable to have a training area with minimum dimension of 250 by 350 meters. A road network is required that allows a road march of at least 20 kilometers. A track network with loading ramps and sidings is required that allows the company to prepare, load equipment, conduct rail movement, and to perform track and bridge-structural maintenance operations.

e. **Master Incident List.** During the FTX, MIL items should be continually fed into proper channels. Input from the battalion staff and OPFOR causes response from the units. A major purpose of this FTX is to provide input to drive the units actions.

f. **Consolidated Support Requirements.** Table 4-4 shows the support needed to successfully complete this FTX.

**Table 4-4. Sample consolidated support requirements, FTX C-A**

<b>AMMUNITION</b>	<b>QUANTITY</b>
5.56-mm SAW (blank)	600 rounds/wpn
5.56-mm (blank)	120 rounds/wpn
7.62-mm (blank)	400 rounds/wpn
40-mm (blank)	768 rounds/wpn
.45 cal/M9 (blank)	30 rounds/wpn
.50 cal (blank)	400 rounds/wpn
Blank adapter	1 set/wpn
<b>MILES</b>	1 set/wpn
Smoke grenades	4 per unit
<b>OPFOR</b>	
Simulators, hand grenades	2 per man
Simulators, hand grenades	10 OPFOR
ATWESS	2 per LAW
Claymores (tng)	4-6 per unit
Simulators, arty	10 trainer/evaluator
Simulators, booby trap	10 unit
Simulators, arty	10 OPFOR
<b>FUEL</b>	
Multiply the pieces of equipment times the amount of fuel per mile or hour times the tentative operating mileage or hour.	
<b>NBC EQUIPMENT</b>	
AN/AN/VDR (Radiac set)	1 each
M72A2 Chemical Stimulant	2 each
CS Grenades	4 each
IM 174 PD Radiac meter	5 each
IM 93/UD Dosimeter	13 each
<b>OTHER</b>	
Meals	3 per man, per day
War wound moulage set	1 each
Aircraft for simulated air attack	1 each
Fire Marker Control System	(when available)
<b>NOTE:</b> The consolidated support requirements outlined in this FTX are intended as suggestions only. Local policies or constraints may not allow for provisioning of these items in the suggested amount.	

## TRANSPORTATION WATERCRAFT MAINTENANCE COMPANY

### STX C-1

#### DEPLOY UNIT

**1. Objective.** This STX trains the commander and key personnel in deploying to a new theater of operations. This STX also provides the commander and key leaders with practice in planning; controlling and coordinating deployment activities. The unit must become proficient in planning, preparing, and supervising deployment activities.

**2. Interface.**

a. This STX supports the unit's FTX, Provide Direct Support and General Support Maintenance.

b. This STX supports the Transportation Terminal Battalion STX, Supervise Deployment.

**3. Training.**

a. **Leader Training.**

(1) This STX can be used to plan and implement deployment (land, sea, or air) of the unit as a part of an FTX.

(2) During classroom activities, the use of the TSOP and the responsibilities and procedures outlined in DOD Regulation 4500.9-R, Part III; FMs 55-9, 55-10, 55-65, and 100-17; and ARs 220-10, 700-84, and 750-1 should be discussed and the T&EOs listed in this STX should be reviewed.

(3) The leader should use a map of the area where the STX is to be conducted and a sand table model to match the actual terrain, if possible.

(4) CPX, CFX, and TEWTs provide ground training for leaders when the exact area of the STXs is used.

(5) Simulations and games teach leaders as part of a continuing officer and NCO development program.

(6) Tips for leader training.

(a) Leaders should familiarize themselves with the procedures for planning and executing deployment operations.

(b) Leaders should review the unit and higher HQ deployment SOPs.

(c) Leaders should conduct a reconnaissance of the training area where deployment activities will take place, if possible.

**b. Tips for Training.**

(1) After the unit demonstrates proficiency for the tasks in this STX, this STX can be trained under several options:

- (a) Inclement weather.
- (b) Various unit category levels.
- (c) Different mode of transportation.
- (d) With or without OPFOR interdiction.
- (e) Day or night.
- (f) Movement over single or multiple routes.

(2) The unit must become proficient in the basics of planning and executing deployment before attempting complex actions.

(3) After proficiency in this STX is reached, the unit sustains proficiency by executing this STX as part of an FTX.

**4. Training Enhancers.**

a. The unit commander, in coordination with higher HQ, secures deployment SOPs and reviews deployment outload unit rosters.

b. The UMO/NCO updates the unit deployment plans in coordination with higher HQ and installation support elements.

c. Higher HQ provides the unit with the deployment sequence.

d. Unless otherwise approved by the chief OC, all reports and recommendations should be provided in hard copy to the senior trainer for evaluation.

e. This exercise begins with receipt of a deployment warning order and ends when the unit arrives at the theater of operations. Conduct AARs as shown in Table 4-5, page 4-16. Table 4-5 is a suggested scenario.

**5. General Situation.**

a. The unit is currently at home station or mobilization site. The unit will deploy as part of a higher element to a new theater of operations.

b. The unit UMO and NCOs provides unit movement data.

c. The installation provides required deployment support.

- d. The APODs, SPODs, and OCONUS locations are identified.
- e. This exercise is conducted in all environmental conditions.

**6. FRAGO.** The unit commander issues the following FRAGO: “We have been alerted to deploy to OCONUS as part of a higher element. New OCONUS location is the vicinity of \_\_\_\_\_ grid coordinates. Begin your planning process to prepare to deploy within \_\_\_\_\_ hours. I will conduct an AAR after the conclusion of this FTX.”

**7. Support Requirements.**

a. **Minimum Trainer and OCs.** Conduct this exercise with the unit commander as the trainer and primary OC. Because of the intricate steps of deployment, a minimum of one OC per unit is required. The trainers and OCs monitor and evaluate accuracy of the data, the soundness of planning and recommendations, and the thoroughness of coordination.

b. **Opposing Force.**

(1) The OPFOR may or may not be required when exercise is conducted as part of a CPX. The OPFOR should be used if exercise is part of an FTX.

(2) The OPFOR should have specific missions and be controlled whenever used.

(3) The MILES can be used or the OCs can assess damage to equipment and personnel casualties.

**Table 4-5. Sample unit’s STX C-1 scenario**

Sequence	Event	Estimated Time
1	Receive and verify deployment warning order	20 min
2	Initiate recall plan	30 min
3	Perform administrative and soldier readiness processing activities	3 hr
4	Inspect unit's vehicles and equipment	2 hr
5	Load vehicles and equipment	3 hr
6	AAR	1 hr
7	Receive movement order	30 min
8	Conduct nontactical road march	1 hr
9	Arrive at APOE/SPOE	10 min
10	Perform embarkation activities	2 hr
11	Arrive at APOD/SPOD	30 min
12	Perform debarkation activities	2 hr
13	Perform staging and marshaling activities	2 hr
14	Conduct theater reception operations	2 hr
15	Coordinate theater integration activities	2 hr
16	AAR	1 hr
	<b>TOTAL TIME:</b>	23 hr
<b>NOTE 1:</b> Events will be performed to standard, not time limitation. The time required to train an event will vary based on METT-T factors and the training proficiency of the unit.		
<b>NOTE 2:</b> Additional time is required if large portions of the exercise are conducted at night, under limited visibility, or under MOPP conditions.		

c. **Vehicles and Communications.** Vehicles and communications equipment organic to the units are used. When OPFOR is employed, a vehicle and radio for the OCs are needed.

d. **Maneuver Area.** Depending upon the LTA, it is desirable to have an adequate training area that is 1.5 by 1.5 kilometers for deployment. A road network is required that allows a road march of at least 25 kilometers.

e. **Master Incident List.** During this STX, the MIL is essential to provide input to drive unit actions.

f. **Consolidated Support Requirements.** Table 4-6 shows the suggested support requirements for this STX.

**Table 4-6. Sample consolidated support requirements for STX C-1**

<b>AMMUNITION</b>	<b>QUANTITY</b>
5.56mm SAW (blank)	600 rounds/wpn
5.56mm (blank)	120 rounds/wpn
7.62mm (blank)	400 rounds/wpn
40mm (blank)	768 rounds/wpn
M9mm (blank)	30 rounds/wpn
Blank adapter	1 set/wpn
<b>MILES</b>	1 set/wpn
Smoke grenades	4 per unit 2 per OPFOR
Simulators, hand grenades	2 per man
Simulators, hand grenades	10 per OPFOR
ATWESS	2 per LAW
<b>EQUIPMENT</b>	
All organic equipment to include TOE and CTA authorized. Rail and aircraft load simulations.	
<b>FUEL</b>	
Multiply the pieces of equipment times the amount of fuel per mile or hour times the tentative operating mileage or hour.	
<b>NBC EQUIPMENT</b>	
<b>NOTE:</b> The consolidated support requirements outlined for this STX are intended as suggestions. Local policies or constraints may not allow for providing the items.	

**8. T&EO Sequence.** Table 4-7 lists the T&EOs for this STX.**Table 4-7. T&EOs from chapter 5 to use in evaluating STX C-1**

<b>TASK TITLE</b>	<b>TASK NUMBER</b>	<b>PAGE</b>
Perform Deployment Alert Activities	63-2-4801	5-32
Perform Human Resources Predeployment Activities	63-2-4802	5-36
Perform Predeployment Training Activities	63-2-4803	5-40
Perform Predeployment Supply Activities	63-2-4804	5-42
Perform Predeployment Maintenance Activities	63-2-4805	5-46
Prepare Vehicles and Equipment for Deployment	63-2-4806	5-51
Prepare Unit for Nontactical Move	63-2-4807	5-58
Conduct Nontactical Road March	63-2-4808	5-63
Perform Sea Port of Embarkation Activities for Deployment	63-2-4809	5-67
Perform Aerial Port of Embarkation Activities for Deployment	63-2-4810	5-73
Perform Aerial Port of Debarkation Activities for Deployment	63-2-4811	5-78
Perform Sea Port of Debarkation Activities for Deployment	63-2-4812	5-82
Prepare Equipment Reception Team for Tactical Road March	63-2-4813	5-87
Conduct Integration Activities	63-2-4825	5-143
Conduct Staging Activities	63-2-4826	5-145
Combat Battlefield Stress	63-2-4303	5-272
Perform Risk Management Procedures	63-2-4326	5-291
Plan Unit Mobilization in a Peacetime Environment	63-2-4827	5-363
Plan Unit Deployment Activities Upon Receipt of a Warning Order	63-2-4828	5-368



**TRANSPORTATION WATERCRAFT MAINTENANCE COMPANY****STX C-2****RELOCATE UNIT**

**1. Objective.** This STX trains the commander and key members with practice in planning, coordinating, and supervising the relocation of the unit. The key leaders must become proficient in selecting routes, conducting reconnaissance and advance/quartering party operations, coordinating for required support for the move, monitoring the movement of subordinate elements, and providing support to higher HQ. This STX combines the elements of column formations, movement control, situation awareness, communication, and defense procedures necessary to accomplish relocation to a new operation site.

**2. Interface.**

a. This STX supports the unit's FTX, Provide Direct Support and General Support Maintenance.

b. This STX supports the Transportation Terminal Battalion STX, Supervise Relocation.

**3. Training.****a. Leader Training.**

(1) This STX can be used to plan and implement movement of the unit as part of a CPX or FTX.

(2) During classroom activities, the use of the TSOP and responsibilities and procedures outlined in FM 55-30 and FM 7-20 should be discussed, and the T&EOs listed in this STX should be reviewed.

(3) CPX, CFX, and TEWT provide ground training for leaders when the exact STX area is used.

(4) Tips for leader training.

(a) Leaders should familiarize themselves with the procedures for planning and executing movement.

(b) The unit and higher HQ TSOP should be reviewed.

(c) A map/route reconnaissance should be conducted, if possible, of the training area where the movement will be performed, if possible.

**b. Tips for Training.**

(1) After the unit demonstrates proficiency for the tasks in this STX, this STX can be trained under several options:

- (a) Elements moving over single or multiple routes.
- (b) With or without OPFOR interdictions.
- (c) With or without NBC environment.
- (d) Day or night.
- (e) Single or multiple lift move.

(2) The unit must become proficient in the basics of planning and conducting the movement and relocation of the unit before attempting complex actions.

(3) After proficiency in this STX is reached, the unit sustains proficiency by executing this STX as part of an FTX.

**4. Training Enhancers.**

a. The unit commander receives guidance from higher HQ S2/3 to relocate to a designate terminal site to provide DS and GS maintenance for U.S. Army watercraft. The enemy situation will affect the force protection requirements.

b. The commander plans the move and prepares the movement order/annex.

c. The unit leaders/sergeants recommendations are provided in hard copy to the commander.

d. This is a CSS unit, which normally operates in echelons above corps level. The unit operates in a four plus unit base and moves less than once every 39 days.

e. This exercise begins with the assignment responsibility for the movement annex and ends when the last subordinate unit has crossed the RP. Conduct AARs as shown in Table 4-8. Table 4-8 is a suggested scenario.

**Table 4-8. Sample unit's STX C-2 scenario**

<b>Sequence</b>	<b>Event</b>	<b>Estimated Time</b>
1	Receive and verify warning order	10 min
2	Analyze mission	30 min
3	Prepare movement plan	2 hr
4	Prepare site occupation plan	30 min
5	Provide input to S2/S3	20 min
6	Organize march elements	20 min
7	Conduct route reconnaissance	1 hr
8	Prepare vehicles and equipment	1 hr
9	Receive movement order	30 min
10	Conduct nontactical convoy operations to operating site	1 hr
11	Cross SP	10 min
12	Conduct nontactical road march	1 hr
13	Cross RP	10 min
14	AAR	30 min
15	Receive and verify warning order for relocation to new operating site	10 min
16	Plan the move	30 min
17	Organize advance/quartermen party	10 min
18	Brief advance/quartermen party	15 min
19	Dispatch advance/quartermen party	15 min
20	Conduct advance/quartermen party operation	4 hr
21	AAR	1 hr
22	Conduct tactical convoy operations to relocate to new operating site	10 min
23	Cross SP	10 min
24	Conduct tactical road march	30 min
25	Cross contaminated area	30 min
26	Threat interdiction	40 min
27	Continue convoy	30 min
28	Cross RP	10 min
29	AAR	30 min
	<b>TOTAL TIME:</b>	18 hr, 40 min
<b>NOTE 1:</b> Events will be performed to standard, not time limitation. The time required to train an event will vary based on METT-T factors and the training proficiency of the unit.		
<b>NOTE 2:</b> Additional time is required if large portions of the exercise are conducted at night, under limited visibility, or under MOPP conditions.		

## 5. General Situation.

- a. The unit has arrived at the new theater of operations and has assembled the unit equipment in the initiate assembly area. Upon receipt of a movement order, the unit will relocate to a new operating site.
- b. Pertinent maps and engineer overlays are available.
- c. The unit commander and key leaders will conduct, if possible, a route reconnaissance.
- d. The OPFOR is capable of launching air or ground attacks, employing NBC agents, and engaging in EW.
- e. Major deviation(s) from the movement plan may occur.
- f. This exercise is conducted in all environmental conditions.

## 6. FRAGO. The unit commander issues the following guidance:

The unit will convoy to a new operating site NLT \_\_\_\_\_. We will convoy to \_\_\_\_\_ grid coordinates. March and serial commanders will maintain communication by using the radio only when necessary and be brief. The enemy has the capability to interdict our convoy movements along the entire MSR. Maintain march discipline and proper distance between vehicles and serials. Be prepared for immediate action drill in case of ambush, and report to me any enemy activity or any other activity that impedes the progress of the unit. Uniform for all personnel is MOPP2. All serials will report upon closure at the new operating site.

**7. Special Situation.** Higher HQ states that the MSR has been hit with chemical contamination at \_\_\_\_\_ grid coordinates. Intelligence reports also states that enemy activity has been observed in or around the vicinity. Reroute the convoy if time permits; if not, stay on MSR and proceed with caution.”

## 8. Support Requirements.

a. **Minimum Trainers/OCs.** Conduct this exercise with the unit commander as the trainer and primary OC. A minimum of two OCs is required.

### b. Opposing Force.

(1) OPFOR may or may not be required when the exercise is conducted as part of a CPX. OPFOR should be used if the exercise is part of an FTX.

(2) OPFOR should have specific missions and be controlled when used.

(3) MILES can be used or the OC can assess damage to the unit.

c. **Vehicles and Communications.** Vehicles and communications equipment organic to the unit are used. When an OPFOR is employed, a vehicle and radio are needed for the OC.

d. **Maneuver Area.** A training area of sufficient size, approximately 250 by 250 meters, is needed to support the number of vehicles and equipment in the unit. A road network is required that allows a road march of at least 20 kilometers. Vegetation and terrain should allow cover and concealment for facilities, vehicles, and equipment.

e. **Master Incident List.** During the STX, MIL is essential to provide input to drive unit actions.

f. **Consolidated Support Requirements.** Table 4-9 shows the suggested support requirements for this STX.

**Table 4-9. Sample consolidated support requirements for STX C-2**

<b>AMMUNITION</b>	<b>QUANTITY</b>
5.56mm (Blank)	120 rds/per wpn
7.62mm (Blank)	100 rds/per wpn
Smoke Grenades	4/per unit/OPFOR
Arty Simulator	4/per OPFOR
<b>MILES</b>	1 set per soldier/equipment
<b>EQUIPMENT</b>	
All equipment organic to each unit to include TOE and CTA authorized.	
<b>FUEL</b>	
<b>QUANTITY</b>	
Multiply the pieces of equipment times the amount of fuel per mile or hour times the tentative operating mileage or hour.	
<b>NBC EQUIPMENT</b>	
AN/PDR-T1 (Radiation Survey Set)	1 per unit
M72A2 Kit: Chemical Stimulant	1 each
CS Grenades	4/per OPFOR
<b>OTHER</b>	
Field rations	as required
War Wound Mouflage Set	1 each
Aircraft for simulated air attack	1 each
<b>NOTE:</b> The consolidated support requirements outlined for this STX are intended as suggestions only. Local policies or constraints may not allow for provisioning of all of the items in this table.	

9. **T&EO Sequence.** Table 4-10 lists the T&EOs for this STX.

**Table 4-10. T&EOs from chapter 5 to use in evaluating STX C-2**

<b>TASK TITLE</b>	<b>TASK NUMBER</b>	<b>PAGE</b>
Prepare Unit to Move	63-2-4002	5-7
Conduct Tactical Road March	63-2-4003	5-13
Perform Advance/Quartering Party Activities	63-2-4008	5-19
Use Passive Air Defense Measures	63-2-4307	5-149
Take Active Air Defense Measures Against Hostile Aircraft	63-2-4308	5-153
Cross a Radiologically Contaminated Area	63-2-4005	5-157
Defend Convoy Elements	63-2-4006	5-166
Employ Operations Security Measures	63-2-4016	5-185
Perform Operational Decontamination	63-2-4018	5-190
Perform Thorough Decontamination	63-2-4019	5-193
Respond to the Initial Effects of a Nuclear Attack	63-2-4020	5-196
Defend Against a Level I Attack	63-2-4021	5-199
Cross a Chemically Contaminated Area	63-2-4226	5-226
Respond to a Chemical Attack	63-2-4334	5-237
Treat Casualties	08-2-0003.63-0001	5-247
Combat Battlefield Stress	63-2-4303	5-272
Process Enemy Prisoners of War	63-2-4304	5-276
Process Captured Documents and Equipment	63-2-4305	5-279
Transport Casualties	63-2-4316	5-286
Perform Risk Management Procedures	63-2-4326	5-291
Perform Unit- Level Maintenance	63-2-4552	5-305
Plan Unit Move	63-2-4001	5-340
Plan Occupation of New Area of Operations	63-2-4007	5-344

**TRANSPORTATION WATERCRAFT MAINTENANCE COMPANY****STX C-3****ESTABLISH AREA**

**1. Objective.** This STX is designed to train the commander and key members in planning, coordinating, and supervising establishment of unit bases and facilities. The key leaders must become proficient in planning occupation of the new area; coordinating advance/quartering party activities; supervising subordinate elements establishing base and facilities; establishing and maintaining communications; and force protection. This STX combines the elements of planning, coordinating, and supervising the functions necessary to occupy, develop, and defend the area.

**2. Interface.**

a. This STX supports the unit's FTX, Provide Direct Support and General Support Maintenance.

b. This STX supports the Transportation Terminal Battalion STX, Supervise Establishment.

**3. Training.****a. Leader Training.**

(1) This STX can be used to establish the unit area as a part of a CPX or an FTX.

(2) During classroom activities, the use of the TSOP, the responsibilities and procedures outlined in FM 3-3, FM 7-8, FM 3-19.4, FM 44-8, and FM 55-30 should be discussed; and the T&EOs listed in this STX should be reviewed.

(3) Leaders should use a map of the actual area where the STX is to be conducted, and a sand table model to match the actual terrain, if possible.

(4) Tips for leader training.

(a) Leaders should familiarize themselves with the procedures for setting up the unit AO.

(b) Unit and higher HQ TSOPs should be reviewed.

(c) Leaders should conduct, if possible, a reconnaissance of the training area where setup will take place.

**b. Tips for Training.**

(1) After the unit demonstrates proficiency for the tasks in this STX, this STX can be trained under several options:

(a) With or without OPFOR interdictions.

(b) With or without NBC conditions.

(c) In a field or MOUT environment.

(2) The unit must become proficient in doctrine and in the basics of planning and supervising the establishment of the unit area of operations and implementing force protection activities before attempting complex operations.

(3) After proficiency in this STX is reached, the unit sustains proficiency by executing this STX as part of an FTX.

#### **4. Training Enhancers.**

a. The unit commander provides planning guidance based upon higher HQ guidance. The type of operations determines the degree of the permanency that will be accomplished. The enemy situation will affect force protection requirements. The unit must be prepared at all times to defend against air, ground, or terrorist attacks during day or night, and respond appropriately to enemy or friendly NBC operations.

b. Key leaders develop base facilities layout plans, force protection, and supervise their implementation. The commander is the proponent for these supporting missions with input from the unit leaders. The unit establishes the new operation site IAW the higher HQ and unit commander operational plans. When the site is operational, higher HQ is notified that the unit is prepared to perform its operational missions.

c. Unless otherwise approved by the chief OC, all reports and recommendations should be provided in hard copy to the senior trainer for evaluation.

d. In considering the proficiency of the unit leaders, the following sequential guidance can be used.

(1) Did the occupation plan conform to the commander's guidance?

(2) Did the unit implement the occupation plan properly?

e. Deficiencies identified in (1) above should be traced to unit leader's weakness. Those identified in (2) above are the units weakness. If the plan is satisfactory, but the units execution is poor, then more frequent establishment during FTX for the unit level STX are required.

f. This exercise begins when the unit advance/quartering party arrives at the new site and ends when the unit bases and facilities are established. Conduct AARs as shown in Table 4-11. Table 4-11 is a suggested scenario.

#### **5. General Situation.**

a. The advance/quartering party has performed preliminary security and organization of the new site.

b. Pertinent maps and overlays are available.



- c. The new AO may be a field or MOUT environment.
- d. The unit leaders have formulated a tentative layout and defensive plan.
- e. The OPFOR is capable of launching air and ground attacks and engaging in NBC warfare and EW.
- f. Conduct this exercise in all environmental conditions.

**Table 4-11. Sample unit's STX C-3 scenario**

Sequence	Event	Estimated Time
1	Perform advance/quartermaster party activities	4 hr
2	Establish unit area of operations	6 hr
3	Organize unit defense	2 hr
4	AAR	1 hr
	<b>TOTAL TIME:</b>	13 hr
<b>NOTE 1:</b> Events will be performed to standard, not time limitation. The time required to train an event will vary based on METT-T factors and the training proficiency of the unit.		
<b>NOTE 2:</b> Additional time is required if large portions of the exercise are conducted at night, under limited visibility, or under MOPP conditions.		

**6. Special Situation.** The unit commander is conducting a meeting with his unit leaders. The following guidance is given.

"Begin establishing the unit's bases and facilities. We will provide DS and GS maintenance from this location. I want the unit area of operations set up and operational immediately, followed by administrative and bivouac areas. The enemy is capable of mounting aerial and ground attacks and is also capable of bringing direct and indirect fire upon us. Have all subordinate soldiers use cover and concealment to mask our activities and strictly enforce light and noise discipline. Have them place LP's and OP's far enough out to give adequate warning. Uniform remains MOPP2 for all assigned and attached personnel based on reports of enemy treat capabilities."

### **7. Support Requirements.**

a. **Minimum Trainers and OCs.** Conduct this exercise with the unit commander as the trainer and primary OC. A minimum of two OCs is required.

b. **OPFOR.**

(1) The OPFOR should not be more than squad size with one crew-served weapon.

(2) The MILES can be used or the OCs can assess damage to equipment and personnel casualties.

(3) The OPFOR should be well-trained in threat tactics, have specific missions, and be controlled when used.

c. **Vehicles and Communications.** Vehicles and communications equipment organic to the unit are used. When OPFOR is employed, vehicles and radios for the OCs are needed.

d. **Maneuver Area.** Depending upon the LTA, it is desirable to have an adequate training area that is 250 by 350 meters. When possible the training area should include or be adjacent to a railhead or extend rail spur in order to more realistically conduct this STX.

e. **Master Incident List.** During the STX, the MIL is essential to provide input to drive unit actions.

f. **Consolidated Support Requirements.** Table 4-12 shows the suggested support requirements for this STX.

**Table 4-12. Sample consolidated support requirements for STX C-3**

<b>AMMUNITION</b>	<b>QUANTITY</b>
5.56mm (Blank)	30 rds/wpn
5.56mm (Blank)	50 rds/wpn OPFOR
7.62mm (Blank)	100 rds/wpn
7.62mm (Blank)	250 rds/wpn OPFOR
Smoke Grenades	8 each OPFOR
Arty Simulator	4 each OPFOR
CS Grenade	4 each OPFOR
Blank Adapter	1 per wpn
Blank Adapter	1 per wpn OPFOR
MILES	1 set per soldier
MILES	1 set per soldier OPFOR
<b>EQUIPMENT</b>	
All authorized organic equipment to include TOE and CTA.	

**Table 4-12. Sample consolidated support requirements for STX C-3 (continued)**

<b>FUEL</b>	
Multiply the pieces of equipment times the amount of fuel per mile or hour times the tentative operating mileage or hour.	
<b>NBC EQUIPMENT</b>	
AN/ODR-T1 (Radiation Survey Set)	
M72A2 Chemical Stimulant	2 each
CS Grenades (Practice)	4 each
<b>OTHER</b>	
Meals	Based on ration cycle
War Wound Mouflage Set	1 each
Aircraft for Simulated Air Attack	1 each
<b>NOTE:</b> The consolidated support requirements outlined for this STX are intended as suggestions. Local policies or constraints may not allow for providing the items.	

**8. T&EO Sequence.** Table 4-13 lists the T&EOs for this STX.

**Table 4-13. T&EOs from chapter 5 to use in evaluating STX C-3**

<b>TASK TITLE</b>	<b>TASK NUMBER</b>	<b>PAGE</b>
Perform Advance/Quartering Party Activities	63-2-4008	5-19
Occupy New Operating Site	63-2-4009	5-24
Use Passive Air Defense Measures	63-2-4307	5-149
Set Up Unit Defense	63-2-4011	5-174
Prepare Unit for Nuclear, Biological, and Chemical Conditions	63-2-4013	5-180
Employ Operations Security Measures	63-2-4016	5-185
Employ Physical Security Measures	63-2-4306	5-233
Treat Casualties	08-2-0003.63-0001	5-247
Set Up Logistics Operations Center	63-2-4012	5-258
Combat Battlefield Stress	63-2-4303	5-272
Process Enemy Prisoners of War	63-2-4304	5-276
Process Captured Documents and Equipment	63-2-4305	5-279

**Table 4-13. T&EOs from chapter 5 to use in evaluating STX C-3 (continued)**

<b>TASK TITLE</b>	<b>TASK NUMBER</b>	<b>PAGE</b>
Perform Field Sanitation Functions	63-2-4315	5-282
Transport Casualties	63-2-4316	5-286
Perform Risk Management Procedures	63-2-4326	5-291
Perform Unit-Level Maintenance	63-2-4552	5-305
Plan Occupation of New Area of Operations	63-2-4007	5-344
Plan Unit Defense	63-2-4010	5-347
Maintain Communications	63-2-4017	5-354
Establish Communications	63-2-4040	5-360

**TRANSPORTATION WATERCRAFT MAINTENANCE COMPANY****STX C-4****PROVIDE WATERCRAFT MAINTENANCE SUPPORT**

**1. Objective.** This STX is designed to train the commander and key leaders in establishing situational awareness and planning necessary to Provide watercraft maintenance Support. The unit personnel must become proficient in receiving, storing, and issuing line items or marine-peculiar repair parts and providing support maintenance. The unit must also become proficient in organizing defense measures against Level I and II/III threats. This FTX combines the elements of command and control and providing maintenance support.

**2. Interface.**

a. This STX supports the unit's FTX, Provide Direct Support and General Support Maintenance.

b. This STX supports the Transportation Terminal Battalion STX, Provide Transportation Services.

**3. Training.****a. Leader Training.**

(1) This STX can be used to plan and implement support for higher HQ as a part of a CPX or an FTX.

(2) During classroom activities, the use of the TSOP and responsibilities and procedures in FM 3-3, FM 7-8, FM 3-19.4, FM 44-8, and FM 55-30 should be discussed and the T&EOs listed in this STX should be reviewed.

- (a) Personnel status procedures.
- (b) Administrative support procedures.
- (c) Health, welfare, and morale support functions.
- (e) Food service support.
- (f) Unit Maintenance functions.
- (g) Level I defense procedures.
- (h) NBC defense procedures.

(3) CPX, CFX, and TEWT provide the units the training to teach teamwork and proper preparation of estimates and orders.

(4) Games and simulations are developed to teach leaders as part of a continuing officer and NCO development program. They also are used to exercise command and control at unit level.

(5) Tips for leader training.

(a) Leaders should familiarize themselves with the procedures for planning and planning administrative and logistical support.

(b) The unit and higher echelon TSOP should be reviewed.

(c) A map/route reconnaissance should be conducted, if possible.

**b. Tips for Training.**

(1) After the unit demonstrates proficiency for the tasks in this STX, this STX can be trained under several options:

(a) In a field or MOUT environment.

(b) With or without NBC conditions.

(c) Day or night.

(d) With or without OPFOR interdictions.

(2) The trainer must become proficient in processing casualty reports; briefing replacements; directing supply operations; food service support and maintenance of higher HQ vehicles; field sanitation programs; and organizing response to Level I threats and NBC attacks.

(3) After proficiency in this STX is reached, the unit sustains proficiency by executing this STX as part of an FTX.

**4. Training Enhancers.**

a. The unit commander provides planning guidance based upon higher HQ concept of operations.

b. Coordination of support operations is found in appropriate publications.

c. Unless otherwise approved by the chief OC, all reports and recommendations are provided in hard copy to the senior trainer for evaluation.

d. This exercise begins when the unit area is established and is prepared to perform its support mission and ends when the unit comes under a Level II/III attack. Conduct AARs as shown in Table 4-14. Table 4-14 is a suggested scenario.

**Table 4-14. Sample unit's STX C-4 scenario**

Sequence	Event	Estimated Time
1	Commander issues guidance	10 min
2		8 hr
3	Employ operations security measures	50 min
4	Defend convoy against threat situations	1 hr
5		1 hr
6	Final AAR	1 hr
	<b>TOTAL TIME:</b>	12 hr
<b>NOTE 1:</b> Events will be performed to standard, not time limitation. The time required to train an event will vary based on METT-T factors and the training proficiency of the unit.		
<b>NOTE 2:</b> Additional time is required if large portions of the exercise are conducted at night, under limited visibility, or under MOPP conditions.		

**5. General Situation.**

a. The unit bases and facilities are established and the unit is now prepared to perform its critical wartime mission. The units mission is to provide watercraft maintenance support.

b. Unit and higher HQ OPLAN/OPORD are available.

c. Intelligence information on the tactical situation is disseminated from higher HQ to the unit. The unit implements OPSEC measures.

d. Sufficient supplies and equipment are available.

e. Conduct this exercise in a field site or MOUT environment.

f. The OPFOR may be conventional or unconventional forces and is capable of intelligence gathering. The OPSEC program is a passive defensive measure. Local security is maintained by using OPSEC countermeasures.

g. The OPFOR can launch air, ground, and/or NBC attacks. Isolated NBC incidents have occurred. OPFOR is capable of conducting EW.

h. Conduct this exercise in all environmental conditions.

**6. Special Situation.** The unit commander issues the following guidance to his key leaders:

“We will continue to operate from our present location. Continue to stay abreast of requirements. The enemy is capable of mounting ground, aerial, and NBC attacks throughout the area, as well as bringing indirect fire upon our position. A nuclear strike by friendly forces is possible. Keep me updated on the status of our support operations. I want to be updated on the status of support as soon as you encounter problems or there is a break in operations.”

## 7. Support Requirements.

a. **Minimum Trainers/OCs.** Conduct this exercise with the unit commander as the senior internal evaluator. Conduct this STX for the unit with one evaluator per unit.

### b. Opposing Force.

(1) The OPFOR is not required when the exercise is a CPX. The OPFOR should be used if the exercise is part of an FTX.

(2) The OPFOR should have specific missions and be controlled whenever used.

(3) MILES can be used or the OC can assess damage to the unit.

c. **Vehicles and Communications.** Vehicles and communications equipment organic to the unit are used. When OPFOR is employed, a vehicle and radio are needed for the OC.

d. **Maneuver Area.** A training area of sufficient size, approximately 250 by 250 meters, is required to support the vehicles and equipment.

e. **Master Incident List.** During the STX, MIL is essential to provide input to drive unit actions.

f. **Consolidated Support Requirements.** Table 4-15 shows the suggested support requirements for this STX.

**Table 4-15. Sample consolidated support requirements for STX C-4**

<b>AMMUNITION</b>	<b>QUANTITY</b>
5.56 mm (Blank)	120 rds/per wpn
7.62 mm (Blank)	100 rds/per wpn
Smoke Grenades	4/per unit/OPFOR
Arty Simulator	4/per OPFOR
<b>MILES</b>	1 set per soldier/equipment
Blank Adapters	1 per wpn
<b>EQUIPMENT</b>	
All organic equipment including TOE and CTA items authorized.	
<b>FUEL</b>	
Multiply the pieces of equipment times the amount of fuel per mile or hour times the tentative operating mileage or hour.	
<b>NBC EQUIPMENT</b>	<b>QUANTITY</b>
AN/PDR-T1 (Radiation Survey Set)	1 per unit
M72A2 Kit: Chemical Stimulant	1 each
CS Grenades	4/per OPFOR



**Table 4-15. Sample consolidated support requirements for STX C-4 (continued)**

<b>OTHER</b>	
Field rations	as required
War Wound Mouflage Set	1 each
<b>NOTE:</b> The consolidated support requirements outlined for this STX are intended as suggestions only. Local policies or constraints may not allow for provisioning of all the items in this table.	

**8. T&EO Sequence.** Table 4-16 lists the T&EOs for this STX.

**Table 4-16. T&EOs from chapter 5 to use in evaluating STX C-4**

<b>TASK TITLE</b>	<b>TASK NUMBER</b>	<b>PAGE</b>
Employ Operations Security Measures	63-2-4016	5-185
Employ Physical Security Measures	63-2-4306	5-233
Treat Casualties	08-2-0003.63-0001	5-247
Provide Human Resources Support	63-2-4015	5-261
Provide Food Service Support	63-2-4056	5-265
Combat Battlefield Stress	63-2-4303	5-272
Transport Casualties	63-2-4316	5-286
Perform Risk Management Procedures	63-2-4326	5-291
Receive Resupply by Airdrop	63-2-4514	5-294
Provide Unit Supply Support	63-2-4515	5-297
Receive External Sling Load Resupply	63-2-4516	5-300
Perform Unit-Level Maintenance	63-2-4552	5-305
Provide Production and Quality Control	55-2-1500	5-312
Provide Watercraft Repair Parts Supply Support	55-2-1501	5-316
Conduct Watercraft Support Maintenance Operations	55-2-1502	5-320
Prepare Vessel for Sea	55-2-1503	5-323
Conduct Marine Hull Salvage Repair Operations	55-2-1505	5-326
React to Shipboard Emergency Aboard an LCU or an FMS	55-2-1506	5-329

**Table 4-16. T&EOs from chapter 5 to use in evaluating STX C-4 (continued)**

<b>TASK TITLE</b>	<b>TASK NUMBER</b>	<b>PAGE</b>
React to Shipboard Emergency Aboard an LCM	55-2-1507	5-333
Conduct Vessel Operations	55-2-1508	5-337
Maintain Communications	63-2-4017	5-354

**TRANSPORTATION WATERCRAFT MAINTENANCE COMPANY****STX C-5****DEFEND ASSIGNED AREA**

**1. Objective.** This STX trains the commander and key leaders in planning, coordinating, and command and control of force protection activities of the unit area. The commander and key leaders must become proficient in planning self-defense measures, establishing and coordinating area defense, operating the base operations center, and directing responses to the area's threat. The STX combines the elements of planning, coordinating, and directing procedures necessary to accomplish force protection.

**2. Interface.**

a. This STX supports the unit's FTX, Provide Direct Support and General Support Maintenance.

b. This STX supports the Transportation Terminal Battalion STX, Supervise Force Protection.

**3. Training.****a. Leader Training.**

(1) This STX can be used to plan and conduct self-defensive operations as a part of a CPX or an FTX.

(2) Classroom activities will cover the unit TSOP and responsibilities and procedures outlined in the T&EOs in this STX. The trainer should emphasize the following items:

- (a) Implementation of defensive plan.
- (b) Proper use of weapons.
- (c) Maneuver and fires.
- (d) Indirect fire and CAS calling procedures.
- (e) Withdrawal.
- (f) NBC defense procedures.
- (g) Hasty displacement procedures.
- (h) ADC procedures.

(3) CPX, CFX, and TEWT provide ground training for leaders when the exact area of the STX is used.

(4) Tips for leader training.

(a) Leaders should familiarize themselves with the procedures for planning and executing unit self-defense measures.

(b) Unit and higher HQ TSOPs should be reviewed.

(c) If possible, leaders should conduct a map/ground reconnaissance of the training area if possible.

**b. Tips for Training.**

(1) After the unit has demonstrates proficiency in the tasks for this STX, this STX can be trained under several options:

(a) With or without NBC conditions.

(b) Day or night.

(c) In a field or MOUT environment.

(2) The unit leaders must become proficient in the basics of planning and conducting unit self-defensive measures before attempting complex actions.

(3) After proficiency in this STX is reached, the unit sustains proficiency by executing this STX as part of an FTX.

**4. Training Enhancers.**

a. The unit must be prepared at any time to defend against air, ground, or threat attacks during daylight or darkness and is prepared to respond appropriately to enemy or friendly chemical or nuclear operations.

b. Unless otherwise approved by the chief OC, all reports and recommendations should be provided in hard copy to the senior trainer for evaluation.

c. This exercise begins when the unit receives notification of an attack and ends after the unit completes ADC operations. Conduct AARs as shown in Table 4-17. Table 4-17 is a suggested scenario.

**Table 4-17. Sample unit's STX C-5 scenario**

Sequence	Event	Estimated Time
1	Receives notification of attack	10 min
2	Occupy fighting positions	15 min
3	Increase perimeter manning	20 min
4	Assemble reaction force	30 min
5	React to Level I threat	30 min
6	Respond to NBC attack	1 hr
7	Perform decontamination and monitoring operations	1 hr
8	Receive notification of Level II/III ground attack	10 min
9	Increase defense preparation	30 min
10	Defend against OPFOR attack	1 hr
11	Detect threat	15 min
12	Engage threat	30 min
13	Request indirect fire or close air support	15 min
14	Disengage threat	30 min
15	Conduct hasty displacement	1 hr
16	Handover battle to tactical combat force/MP	30 min
17	Reorganize unit	1 hr
18	Conduct ADC	2 hr
19	Treat casualties	1 hr
20	Evacuate casualties	1 hr
21	Perform mortuary affairs operations	2 hr
22	Reconstitute unit	3 hr
23	AAR	1 hr
	<b>TOTAL TIME:</b>	19 hr, 25 min
<b>NOTE 1:</b> Events will be performed to standard, not time limitation. The time required to train an event will vary based on METT-T factors and the training proficiency of the unit.		
<b>NOTE 2:</b> Additional time is required if large portions of the exercise are conducted at night, under limited visibility, or under MOPP conditions.		

## 5. General Situation.

a. The unit has established its defensive positions as part of a base cluster and has received notification of a Level II/III attack. The OPFOR has infiltrated or airdropped a unit size or larger force in the area to seek out command and control support facilities to disrupt friendly battle sustainment.

b. Unit and higher HQ TSOPs and OPORD with rear annex are available.

c. The unit defense has been established.

d. Rear operations communications system has been established.

e. This exercise is conducted under all day and night environmental conditions.

f. The OPFOR has the potential to conduct ground, air, and NBC warfare.

**6. FRAGO.** The commander issues the following FRAGO: "A Level II/III attack is imminent. Cease operations and implement unit defense plan. Prepare for threat engagement within 30 minutes. Further information will be disseminated as the exercise develops."

**7. Support Requirements.**

a. **Minimum Trainers and OCs.** Conduct this exercise with the unit commander as the trainer and primary OC. A minimum of two OCs is required.

b. **OPFOR.**

(1) The OPFOR should not be more than squad size with two crew-served weapon. The OPFOR should have specific mission and be controlled when used.

(2) The MILES can be used or the OCs can assess damage to equipment and personnel casualties.

(3) The OPFOR should be well trained in threat tactics, have specific missions, and be controlled when used.

c. **Vehicles and Communications.** Vehicles and communications equipment organic to the unit are used. When OPFOR is employed, vehicles and radios for the OCs are needed.

d. **Maneuver Area.** Depending upon the LTA, it is desirable to have an adequate training area, which is 1.5 by 1.5 kilometers.

e. **Master Incident List.** During the STX, the MIL is essential to provide input to drive actions.

f. **Consolidated Support Requirements.** Table 4-18 shows the suggested support requirements for this STX.

**Table 4-18. Sample consolidated support requirements for STX C-5**

AMMUNITION	QUANTITY
5.56mm (Blank)	30 rds/wpn
5.56mm (Blank)	50 rds/wpn OPFOR
7.62mm (Blank)	100 rds/wpn
7.62mm (Blank)	250 rds/wpn OPFOR
Smoke Grenades	8 each OPFOR
Arty Simulator	4 each OPFOR
CS Grenade	4 each OPFOR
Blank Adapter	1 per wpn
Blank Adapter	1 per wpn OPFOR
MILES	1 set per soldier
MILES	1 set per soldier OPFOR

**Table 4-18. Sample consolidated support requirements for STX C-5 (continued)**

<b>EQUIPMENT</b>	
All authorized organic equipment to include TOE and CTA.	
<b>FUEL</b>	<b>QUANTITY</b>
Multiply the pieces of equipment times the amount of fuel per mile or hour times the tentative operating mileage or hour.	
<b>NBC EQUIPMENT</b>	
AN/ODR-T1 (Radiation Survey Set)	
M72A2 Chemical Stimulant	2 each
CS Grenades (Practice)	4 each
<b>OTHER</b>	
Meals	Based on ration cycle
War Wound Mouflage Set	1each
Aircraft for Simulated Air Attack	1 each
<b>NOTE:</b> The consolidated support requirements outlined for this STX are intended As suggestions. Local policies or constraints may not allow for providing the items.	

**8. T&EO Sequence.** Table 4-19 lists the T&EOs for this STX.

**Table 4-19. T&EOs from chapter 5 to use in evaluating STX C-5**

<b>TASK TITLE</b>	<b>TASK NUMBER</b>	<b>PAGE</b>
Use Passive Air Defense Measures	63-2-4307	5-149
Take Active Air Defense Measures Against Hostile Aircraft	63-2-4308	5-153
Employ Operations Security Measures	63-2-4016	5-185
Prepare Unit for Level II/III Threat	63-2-4022	5-203
Conduct Hasty Displacement	63-2-4023	5-206
Defend Unit Area	63-2-4024	5-209
Perform Withdrawal Under Fire	63-2-4025	5-214
Reorganize Unit Defense	63-2-4026	5-217
Execute Battle Handover	63-2-4027	5-220
Perform Area Damage Control Functions	63-2-4028	5-223

**Table 4-19. T&EOs from chapter 5 to use in evaluating STX C-5 (continued)**

<b>TASK TITLE</b>	<b>TASK NUMBER</b>	<b>PAGE</b>
Employ Physical Security Measures	63-2-4306	5-233
Respond to a Chemical Attack	63-2-4334	5-237
Destroy Supplies and Equipment	63-2-4522	5-242
Treat Casualties	08-2-0003.63-0001	5-247
Perform Unit Mortuary Affairs Operations	10-2-4513	5-252
Combat Battlefield Stress	63-2-4303	5-272
Process Enemy Prisoners of War	63-2-4304	5-276
Process Captured Documents and Equipment	63-2-4305	5-279
Transport Casualties	63-2-4316	5-286
Perform Risk Management Procedures	63-2-4326	5-291
Plan Unit Defense	63-2-4010	5-347
Plan Area Damage Control Operations	63-2-4014	5-352
Maintain Communications	63-2-4017	5-354



## TRANSPORTATION WATERCRAFT COMPANY

### STX C-6

#### REDEPLOY UNIT

**1. Objective.** This STX trains the commander and key leaders in supervising the unit's redeployment from a theater of operations to home station or mobilization site. The unit commander and key leaders must become proficient in planning and preparing the unit for redeployment operations.

**2. Interface.**

a. This STX supports the unit's FTX, Provide Direct Support and General Support Maintenance.

b. This STX supports the Transportation Terminal Battalion STX, Supervise Redeployment.

**3. Training.**

a. **Leader Training.**

(1) This STX can be used to plan and implement redeployment (land, sea, or air) of the unit as a part of an FTX.

(2) During classroom activities, the use of the TSOP and the responsibilities and procedures outlined in DOD Regulation 4500.9-R, Part III; FMs 55-9, 55-10, 55-65, 90-26, and 100-17; and ARs 220-10, 700-84, and 750-1 should be discussed and the T&EOs listed in this STX should be reviewed.

(3) The leader should use a map of the area where the STX is to be conducted and a sand table model to match the actual terrain, if possible.

(4) CPX, CFX, and TEWTs provide ground training for leaders when the exact area of the STXs is used.

(5) Simulations and games teach leaders as part of a continuing officer and NCO development program.

(6) Tips for leader training.

(a) Leaders should familiarize themselves with the procedures for planning and executing redeployment operations.

(b) Leaders should review the unit and battalion SOPs.

(c) Leaders should conduct a map/ground reconnaissance of the training area where redeployment activities will take place, if possible.

**b. Tips for Training.**

(1) After the unit has demonstrated proficiency in the tasks for this STX, this STX can be trained under several options:

- (a) Inclement weather.
- (b) Multiple increments.
- (c) Different mode of transportation.
- (d) Day or night.

(2) The unit must become proficient in the basics of planning and executing basic redeployment before attempting complex actions.

(3) After proficiency in this STX is reached, the unit sustains proficiency by executing this STX as part of an FTX.

**4. Training Enhancers.**

- a. The unit commander in coordination with the higher echelon secures required redeployment SOPs.
- b. Unit Movement Officer/NCO updates unit redeployment plans in coordination with higher echelon staff.
- c. Higher HQ provides the unit with the redeployment sequence.
- d. Unless otherwise approved by the chief OC, all reports and recommendations should be provided in hard copy to the senior trainer for evaluation.
- e. This exercise begins with receipt of a warning order and ends upon completion of redeployment activities. Conduct AARs as shown in Table 4-20. Table 4-20 is a suggested scenario.

**5. General Situation.**

- a. The unit is employed in a theater of operations and is to be redeployed to CONUS. The unit is under the command and control of the higher HQ.
- b. The unit provides personnel and equipment status reports.
- c. The base support elements provide required redeployment support.
- d. This exercise is conducted in all environmental conditions.

**Table 4-20. Sample unit's STX C-6 scenario**

Sequence	Event	Estimated Time
1	Receive and verify warning order for redeployment	30 min
2	Perform administrative and SRP activities	1 hr
3	Dismantle current operating site	2 hr
4	Inspect vehicles and equipment	2 hr
5	Load vehicles and equipment	3 hr
6	AAR	1 hr
7	Receive movement order	30 min
8	Conduct nontactical road march	1 hr
9	Arrive APOE/SPOE	10 min
10	Perform staging activities	1 hr
11	Perform embarkation activities	1 hr
12	AAR	1 hr
13	Arrive APOD/SPOD	30 min
14	Perform debarkation activities	1 hr
15	Perform staging activities	30 min
16	Receive movement order to new area of operations	30 min
17	Conduct nontactical road march	1 hr
18	Arrive home station or new operating site	30 min
19	Conduct home station or new operating site activities	2 hr
20	Final AAR	2 hr
	<b>TOTAL TIME:</b>	22 hr, 10 min
<b>NOTE 1:</b> Events will be performed to standard, not time limitation. The time required to train an event will vary based on METT-T factors and the training proficiency of the unit.		
<b>NOTE 2:</b> Additional time is required if large portions of the exercise are conducted at night, under limited visibility, or under MOPP conditions.		

**6. FRAGO.** The unit commander issues the following FRAGO: “Alternative route A will be used for moving to TAA/RAA located at \_\_\_\_\_ (grid coordinates). Prepare to move within \_\_\_\_\_ hours.”

**7. Support Requirements.**

a. **Minimum Trainer and OCs.** Conduct this exercise with the unit commander or XO as the trainer and primary OC. A minimum of two OCs is required.

b. **Opposing Force.** None.

c. **Vehicles and Communications.** Vehicles and communications equipment organic to the unit are used.

d. **Maneuver Area.** A road network is required that allows a road march of at least 25 kilometers.

e. **Master Incident List.** During this STX, the MIL is essential to provide input to drive unit actions.

f. **Consolidated Support Requirements.** Table 4-21 shows the suggested support requirements for this STX.

**Table 4-21. Sample consolidated support requirements for STX C-6**

<b>AMMUNITION</b>	<b>QUANTITY</b>
	NONE
<b>EQUIPMENT</b>	
All organic equipment to include TOE and CTA authorized. Rail and aircraft load simulations.	
<b>FUEL</b>	
Multiply the pieces of equipment times the amount of fuel per mile or hour times the tentative operating mileage or hour.	
<b>NBC EQUIPMENT</b>	NONE
<b>RATIONS</b>	
<b>NOTE:</b> The consolidated support requirements outlined for this STX are intended as suggestions. Local policies or constraints may not allow for providing the items.	

8. **T&EO Sequence.** Table 4-22 lists the T&EOs for this STX.

**Table 4-22. T&EOs from chapter 5 to use in evaluating STX C-6**

<b>TASK TITLE</b>	<b>TASK NUMBER</b>	<b>PAGE</b>
Prepare Unit for Nontactical Move	63-2-4807	5-58
Conduct Nontactical Road March	63-2-4808	5-63
Perform Redeployment Human Resources Actions	63-2-4814	5-91
Perform Redeployment Training Activities	63-2-4815	5-95
Perform Redeployment Supply Activities	63-2-4816	5-97
Perform Redeployment Maintenance Activities	63-2-4817	5-100
Prepare Vehicles and Equipment for Redeployment	63-2-4818	5-105
Perform Sea Port of Embarkation Activities for Redeployment	63-2-4819	5-114
Perform Aerial Port of Embarkation Activities for Redeployment	63-2-4820	5-122
Perform Aerial Port of Debarkation Activities for Redeployment	63-2-4821	5-127
Perform Home Station Activities	63-2-4822	5-130

**Table 4-22. T&EOs from chapter 5 to use in evaluating STX C-6 (continued)**

<b>TASK TITLE</b>	<b>TASK NUMBER</b>	<b>PAGE</b>
Perform Sea Port of Debarkation Activities for Redeployment	63-2-4823	5-134
Perform Demobilization Station Activities	63-2-4824	5-139
Combat Battlefield Stress	63-2-4303	5-272
Perform Risk Management Procedures	63-2-4326	5-291
Plan Unit Redeployment	63-2-4829	5-372

## CHAPTER 5

### TRAINING AND EVALUATION OUTLINES

**5-1. GENERAL.** This chapter contains the T&EOs for all the collective tasks that the unit must perform in order to accomplish its critical wartime mission. The unit commander uses T&EOs for training and internally evaluating the unit. Higher HQ also uses the T&EOs to evaluate unit performance.

**5-2. STRUCTURE.** Table 5-1, pages 5-2 through 5-6, is a list of all the T&EOs in this MTP. The mission to collective task matrix in Chapter 2 lists the T&EOs required to train the critical wartime missions according to their specific AUTL.

**5-3. FORMAT.** The T&EOs are the training objective prepared for every collective task that supports the critical wartime mission accomplishment. Each T&EOs contains the following components:

- a. **Element.** The element identifies the unit or unit element that is required to perform the task.
- b. **Task.** A task is an event that has a start and stop, is measurable, and supports a specific mission.
- c. **Task Number.** The task number is in parentheses following the task title. This number is used to identify the task throughout the MTP.
- d. **References.** The references for each task are in parentheses following the task number. The underlined reference is the primary reference. This reference contains the most information concerning the task.
- e. **Iteration.** Iterations (1 through 5) are used to identify the number of times a task is performed and evaluated during training or an exercise. If the task has been performed more than once, the iteration will indicate the quality of the latest performance. The letter "M" stands for MOPP and will be circled by the evaluator if tasks are performed under MOPP conditions.
- f. **Training Status.** The training status is used to record the evaluation of the unit's ability to perform the task. The rating is circled each time the task is evaluated. The two ratings are:
  - (1) **GO.** The unit successfully performed all the task/task steps (subtasks) and standards with no significant shortcomings.
  - (2) **NO GO.** The unit failed to successfully accomplish the task/task steps (subtasks) and standards.
- g. **Conditions.** The conditions statement of the T&EO describes the wartime environment under which the task is performed. The statement begins with an initiating cue which is an action taken by a unit or individual outside or within the unit. The cue acts as a catalyst to create the necessity to perform the task.
- h. **Task Standard.** The task standard states the ultimate outcome criteria for the task.
- i. **Subtasks.** Subtasks are actions or events that must take place for a task to be performed. The task steps are sequentially arranged where the performance sequence is important for the correct performance of the task.

NOTE: Leader task steps are identified by an asterisk "\*" placed to the left of the critical task step (subtask) symbol "+" which is placed at the immediate left of the task step (subtask) number. The individual and leader tasks that support the collective task are identified in parentheses at the end of the subtask.

j. Standards. Detailed standards are listed for each task step. The standard for the task step is the accomplishment of all event standards for the task step. For example, "a" through "h" (task steps) must be completed before the standard is met.

k. GO/NO GO Column. The GO/NO GO column is used to record the performance of the standards. Each standard for a task step must be evaluated and an "x" placed in the appropriate column. A major portion of the standards for a task step must be marked a "GO" for the task step to be successfully performed.

**5-4. OPFOR TASKS AND STANDARDS.** These tasks and standards provide overall OPFOR performance standards for selected collective tasks. These tasks and standards also ensure that OPFOR soldiers accomplish meaningful training. The OPFOR must always attain its task standards, using doctrine and tactics consistent with the type of enemy they are portraying.

**5-5. USAGE OF T&EO.** The T&EO is used individually to train personnel in a single task. It is used in sequence with other T&EOs to train personnel in and/or evaluate a larger group of tasks, such as an FTX or STX. The T&EOs should be used through more than five iterations of evaluations, either by making copies or using pencil entries to record results.

**Table 5-1. List of unit T&EOs**

<b>TASK TITLE</b>	<b>TASK NUMBER</b>	<b>PAGE</b>
<b>DEPLOY/CONDUCT MANEUVER</b>		
Prepare Unit to Move	63-2-4002	5-7
Conduct Tactical Road March	63-2-4003	5-13
Perform Advance/Quartering Party Activities	63-2-4008	5-19
Occupy New Operating Site	63-2-4009	5-24
Set Up Unit Headquarters, Dining Facility, and Bivouac Areas	63-2-4550	5-27
Perform Deployment Alert Activities	63-2-4801	5-32
Perform Human Resources Predeployment Activities	63-2-4802	5-36
Perform Predeployment Training Activities	63-2-4803	5-40

**Table 5-1. List of unit T&EOs (continued)**

<b>TASK TITLE</b>	<b>TASK NUMBER</b>	<b>PAGE</b>
Perform Predeployment Supply Activities	63-2-4804	5-42
Perform Predeployment Maintenance Activities	63-2-4805	5-46
Prepare Vehicles and Equipment for Deployment	63-2-4806	5-51
Prepare Unit for Nontactical Move	63-2-4807	5-58
Conduct Nontactical Road March	63-2-4808	5-63
Perform Sea Port of Embarkation Activities for Deployment	63-2-4809	5-67
Perform Aerial Port of Embarkation Activities for Deployment	63-2-4810	5-73
Perform Aerial Port of Debarkation Activities for Deployment	63-2-4811	5-78
Perform Sea Port of Debarkation Activities for Deployment	63-2-4812	5-82
Prepare Equipment Reception Team for Tactical Road March	63-2-4813	5-87
Perform Redeployment Human Resources Actions	63-2-4814	5-91
Perform Redeployment Training Activities	63-2-4815	5-95
Perform Redeployment Supply Activities	63-2-4816	5-97
Perform Redeployment Maintenance Activities	63-2-4817	5-100
Prepare Vehicles and Equipment for Redeployment	63-2-4818	5-105
Perform Sea Port of Embarkation Activities for Redeployment	63-2-4819	5-114
Perform Aerial Port of Embarkation Activities for Redeployment	63-2-4820	5-122
Perform Aerial Port of Debarkation Activities for Redeployment	63-2-4821	5-127
Perform Home Station Activities	63-2-4822	5-130
Perform Sea Port of Debarkation Activities for Redeployment	63-2-4823	5-134
Perform Demobilization Station Activities	63-2-4824	5-139
Conduct Integration Activities	63-2-4825	5-143
Conduct Staging Activities	63-2-4826	5-145



**Table 5-1. List of unit T&EOs (continued)**

<b>TASK TITLE</b>	<b>TASK NUMBER</b>	<b>PAGE</b>
<b><u>EMPLOY FIREPOWER</u></b>		
Use Passive Air Defense Measures	63-2-4307	5-149
Take Active Air Defense Measures Against Hostile Aircraft	63-2-4308	5-153
<b><u>PROTECT THE FORCE</u></b>		
Cross a Radiologically Contaminated Area	63-2-4005	5-157
Defend Convoy Elements	63-2-4006	5-166
Set Up Unit Defense	63-2-4011	5-174
Prepare Unit for Nuclear, Biological, and Chemical Conditions	63-2-4013	5-180
Employ Operations Security Measures	63-2-4016	5-185
Perform Operational Decontamination	63-2-4018	5-190
Perform Thorough Decontamination	63-2-4019	5-193
Respond to the Initial Effects of a Nuclear Attack	63-2-4020	5-196
Defend Against a Level I Attack	63-2-4021	5-199
Prepare Unit for Level II/III Threat	63-2-4022	5-203
Conduct Hasty Displacement	63-2-4023	5-206
Defend Unit Area	63-2-4024	5-209
Perform Withdrawal Under Fire	63-2-4025	5-214
Reorganize Unit Defense	63-2-4026	5-217
Execute Battle Handover	63-2-4027	5-220
Perform Area Damage Control Functions	63-2-4028	5-223
Cross a Chemically Contaminated Area	63-2-4226	5-226
Employ Physical Security Measures	63-2-4306	5-233

**Table 5-1. List of unit T&EOs (continued)**

<b>TASK TITLE</b>	<b>TASK NUMBER</b>	<b>PAGE</b>
Respond to a Chemical Attack	63-2-4334	5-237
Destroy Supplies and Equipment	63-2-4522	5-242
<b><u>PERFORM CSS AND SUSTAINMENT</u></b>		
Treat Casualties	08-2-0003.63-0001	5-247
Perform Unit Mortuary Affairs Operations	10-2-4513	5-252
Set Up Logistics Operations Center	63-2-4012	5-258
Provide Human Resources Support	63-2-4015	5-261
Provide Food Service Support	63-2-4056	5-265
Combat Battlefield Stress	63-2-4303	5-272
Process Enemy Prisoners of War	63-2-4304	5-276
Process Captured Documents and Equipment	63-2-4305	5-279
Perform Field Sanitation Functions	63-2-4315	5-282
Transport Casualties	63-2-4316	5-286
Perform Risk Management Procedures	63-2-4326	5-291
Receive Resupply by Airdrop	63-2-4514	5-294
Provide Unit Supply Support	63-2-4515	5-297
Receive External Sling Load Resupply	63-2-4516	5-300
Perform Unit-Level Maintenance	63-2-4552	5-305
<b><u>EXERCISE COMMAND AND CONTROL</u></b>		
Provide Production and Quality Control	55-2-1500	5-312
Provide Watercraft Repair Parts Supply Support	55-2-1501	5-316
Conduct Watercraft Support Maintenance Operations	55-2-1502	5-320
Prepare Vessel for Sea	55-2-1503	5-323
Conduct Marine Hull Salvage Repair Operations	55-2-1505	5-326

**Table 5-1. List of unit T&EOs (continued)**

<b>TASK TITLE</b>	<b>TASK NUMBER</b>	<b>PAGE</b>
React to Shipboard Emergency Aboard an LCU or an FMS	55-2-1506	5-329
React to Shipboard Emergency Aboard an LCM	55-2-1507	5-333
Conduct Vessel Operations	55-2-1508	5-337
Plan Unit Move	63-2-4001	5-340
Plan Occupation of New Area of Operations	63-2-4007	5-344
Plan Unit Defense	63-2-4010	5-347
Plan Area Damage Control Operations	63-2-4014	5-352
Maintain Communications	63-2-4017	5-354
Establish Communications	63-2-4040	5-360
Plan Unit Mobilization in a Peacetime Environment	63-2-4827	5-363
Plan Unit Deployment Activities Upon Receipt of a Warning Order	63-2-4828	5-368
Plan Unit Redeployment	63-2-4829	5-372



TASK STEPS AND PERFORMANCE MEASURES	GO	NO GO
<p>c. Positions chemical detector paper where it can be observed at all times.</p> <p>d. Positions dosimeters where they can be constantly monitored.</p> <p>e. Verifies analog/digital map information along route(s) for accuracy.</p> <p>f. Lists capacities of all bridges and underpasses.</p> <p>g. Identifies locations of all culverts, ferries, fording areas, steep grades, and possible ambush sites.</p> <p>h. Prepares overlay depicting route, obstructions, and key natural and man-made features using analog and/or digital communications.</p> <p>i. Computes travel time and distance from a proposed SP to RP.</p> <p>j. Debriefs higher HQ staff element and unit commander upon return.</p> <p>2. Unit prepares vehicles and equipment.</p> <p>a. Performs before-operations PMCS on all vehicles and equipment.</p> <p>b. Corrects all vehicle and equipment discrepancies within the operator's capabilities IAW applicable TM.</p> <p>c. Reports all deficiencies beyond operator's capability to immediate supervisor.</p> <p>d. Removes all unit identification markings on vehicles.</p> <p>e. Covers all reflective surfaces of all vehicles or cargo with available materials.</p> <p>f. Hardens all vehicles using sandbags and/or other authorized materials.</p> <p>g. Places antennas at lowest height.</p>		

TASK STEPS AND PERFORMANCE MEASURES	GO	NO GO
<p>h. Turns radio volume and squelch to lowest operational setting consistent with operational requirements.</p> <p>i. Sets radio to eliminate operating sounds and lights when moving at night.</p> <p>j. Verifies analog and/or digital devices are functioning properly.</p> <p>3. Unit dismantles current operating site.</p> <p>a. Strikes tentage and camouflage nets IAW applicable TMs and within time specified in the displacement plan.</p> <p>b. Loads all designated equipment IAW unit load plans and within time specified in the displacement plan.</p> <p>c. Disguises all critical equipment and supplies with tarpaulins or any other authorized covering.</p> <p>d. Dismantles wire, analog, and/or digital communications devices, antennas, generators, and power cables within time specified in the displacement plan.</p> <p>e. Removes all signs of area occupation.</p> <p>f. Positions all stay-behind party vehicles and equipment in areas that provide cover and do not impede departure of main body vehicles.</p> <p>g. Dispatches advance/quartering party NLT time specified in movement order.</p> <p>*4. March commander and leaders organize convoy.</p> <p>a. Assign vehicle positions with the heavier, slower vehicles placed first.</p> <p>b. Assign digital device equipped control vehicles without setting a pattern.</p> <p>c. Assign recovery vehicle(s) positions where they can move to disabled vehicles without disrupting convoy movement.</p>		

TASK STEPS AND PERFORMANCE MEASURES	GO	NO GO
<p>d. Assign hardened vehicle(s) with crew-served weapons interspersed throughout the convoy.</p> <p>e. Assign passenger locations where all unit personnel have a position and semi-automatic and automatic weapons are alternated throughout the convoy to cover front, rear, and flanks.</p> <p>f. Assign soldiers to air guard duties with specific search sectors covering 360 degrees.</p> <p>g. Assign sufficient number of recovery vehicles and mechanics to trail party element.</p> <p>h. Provide vehicle position listing with location of all vehicles to the trail party leader.</p> <p>i. Open analog and/or digital net(s) as specified in the SOI and movement order.</p> <p>*5. March commander and leaders conduct premovement inspections.</p> <p>a. Inspect personnel, equipment, weapons, and ammunition for compliance with commander's guidance, unit TSOP, and higher HQ movement order.</p> <p>b. Inspect organizational equipment for accountability and serviceability.</p> <p>c. Inspect vehicles, trailers, and loads for serviceability, proper stowing, and security.</p> <p>d. Verify operability of analog and/or digital communications devices.</p> <p>e. Forward personnel and equipment status to unit HQ and higher HQ staff element using analog or digital communications devices.</p> <p>*6. March commander conducts briefings for convoy personnel.</p> <p>a. Provides strip maps to each vehicle driver.</p> <p>b. Briefs convoy chain of command.</p> <p>c. Briefs convoy route.</p>		

TASK STEPS AND PERFORMANCE MEASURES	GO	NO GO
<p>d. Prescribes the rate of march and catch-up speeds.</p> <p>e. Briefs vehicle intervals.</p> <p>f. Identifies scheduled halts.</p> <p>g. Briefs safety, accident, and breakdown procedures.</p> <p>h. Briefs immediate action security measures.</p> <p>i. Briefs blackout condition procedures.</p> <p>j. Identifies location of medical support.</p> <p>k. Identifies location of maintenance support.</p> <p>l. Provides location and identification of destination.</p> <p>m. Briefs arm/hand signals.</p> <p>n. Briefs communications frequencies and call signs for control personnel, security force commander, fire support elements, reserve security elements, and medical transportation support.</p> <p>7. Unit prepares to cross SP.</p> <p>a. Maintains situational awareness using analog and/or digital communications devices.</p> <p>b. Positions all vehicles under overhead cover.</p> <p>c. Clears all individual and crew-served weapons.</p> <p>d. Posts air guards in positions designated by convoy commander.</p> <p>e. Posts security guards to maintain 360-degree surveillance.</p> <p>f. Forwards movement readiness report to higher HQ staff element using analog and/or digital communications.</p>		



<b>TASK PERFORMANCE/EVALUATION SUMMARY BLOCK</b>							
ITERATION	1	2	3	4	5	M	TOTAL
TOTAL TASK STEPS EVALUATED							
TOTAL TASK STEPS "GO"							
TRAINING STATUS "GO/NO GO"							

“\*” indicates a leader task step.

<b>SUPPORTING INDIVIDUAL TASKS</b>		
<b>Task Number</b>	<b>Task Title</b>	<b>References</b>
01-7300.75-0500	Plan Convoy Operations	STP 55-88II-MQS
031-503-1020	Detect Chemical Agents Using M9 Detector Paper	STP 21-1-SMCT
071-331-0820	Analyze Terrain	STP 21-24-SMCT

**OPFOR TASKS AND STANDARDS: NONE**



TASK STEPS AND PERFORMANCE MEASURES	GO	NO GO
<p>c. Verifies vehicles have crossed the SP.</p> <p>d. Forwards SP crossing report to higher HQ staff element when unit elements have crossed the SP using analog and/or digital communications.</p> <p>*2. March commander reports convoy information to higher HQ staff element.</p> <p>NOTE: All reports are made to higher HQ staff element using analog and/or digital communications.</p> <p>a. Forwards checkpoint clearance report as checkpoints are crossed.</p> <p>b. Reports all ground sightings that conflict with maps and map overlays.</p> <p>c. Forwards en route NBC information.</p> <p>d. Reports all threat sightings using SALUTE format.</p> <p>e. Employs correct SOI/SSI codes in all transmissions.</p> <p>*3. March commander enforces march discipline.</p> <p>a. Maintains situational awareness at all times using analog and/or digital communications.</p> <p>b. Assumes position(s) along march route that provides command presence at points of decision for reaction to changing tactical situation.</p> <p>c. Enforces all movement policies defined in the TSOP and movement order, with emphasis on formation, distances, speeds, passing procedures, and halts.</p> <p>d. Adjusts formation distances and speed consistent with NBC, terrain, and light conditions.</p> <p>e. Enforces security measures, with emphasis on air guard's surveillance, manning of automatic weapons, and concealment of critical cargo.</p>		

TASK STEPS AND PERFORMANCE MEASURES	GO	NO GO
<p>f. Communicates violations of march discipline, security procedures, or changes to current orders to unit leaders and operators by analog, digital, or visual signal communications.</p> <p>g. Enforces COMSEC measures, including radio silence periods IAW the movement order and SOI/SSI.</p> <p>4. Unit employs march discipline.</p> <p>a. Maintains designated march speed specified in movement order or as prescribed by the convoy commander.</p> <p>b. Maintains proper vehicle interval as specified in movement order or as adjusted by the convoy commander.</p> <p>c. Adjusts formation distances and speed consistent with NBC, terrain, and light conditions.</p> <p>d. Dons eye protection goggles if driver or passenger is in a vehicle without cover or when windshield is lowered.</p> <p>e. Crosses all checkpoints as scheduled.</p> <p>f. Reacts correctly to convoy commander's arm/hand signals or instructions by analog and/or digital communications.</p> <p>g. Maintains ground and air surveillance that covers 360 degrees until movement is completed.</p> <p>h. Maintains communications security.</p> <p>5. Unit conducts scheduled halt(s).</p> <p>a. Stops column at prescribed time and location.</p> <p>b. Moves vehicles off-road to positions that provide overhead cover while maintaining the prescribed interval between vehicles.</p> <p>c. Occupies hasty defensive positions with 360-degree protective coverage (passengers).</p> <p>d. Reports scheduled halt to the battalion CP.</p> <p>e. Performs during-operation PMCS on vehicles (operators).</p>		

TASK STEPS AND PERFORMANCE MEASURES	GO	NO GO
<p>f. Inspects vehicle loads for safety and security.</p> <p>g. Begins departure at specified time in the movement order.</p> <p>h. Reports resumption of march to higher HQ staff element using analog and/or digital communications.</p> <p>6. Unit conducts unscheduled halt(s).</p> <p>a. Alerts march column with prescribed arm/hand signal.</p> <p>b. Reports halt and circumstances immediately to higher HQ staff element by analog and/or digital communications.</p> <p>c. Moves vehicles off the road while maintaining the prescribed interval between vehicles.</p> <p>d. Occupies hasty fighting position with 360-degree protective coverage.</p> <p>e. Resumes march as soon as reason for halt is rectified.</p> <p>f. Reports resumption of march to higher HQ staff element using analog and/or digital communications.</p> <p>7. Trail party recovers disabled vehicle.</p> <p>a. Posts guard to maintain surveillance until recovery operation is completed.</p> <p>b. Inspects disabled vehicle for repairability.</p> <p>c. Repairs disabled vehicle, when possible.</p> <p>d. Tows disabled vehicle to applicable maintenance activity.</p> <p>e. Reports vehicle status to convoy commander using analog and/or digital communications.</p> <p>8. Unit conducts a night convoy.</p> <p>a. Briefs drivers on night conditions.</p> <p>b. Provides visual adjustment period if march began during daylight.</p>		

TASK STEPS AND PERFORMANCE MEASURES	GO	NO GO
<p>c. Prepares vehicles for blackout conditions IAW the TSOP.</p> <p>d. Maintains prescribed interval between vehicles.</p> <p>e. Wears night vision goggles (selected personnel).</p> <p>f. Wears regular eye protection goggles (all other personnel).</p> <p>g. Employs ground guides during poor visibility periods.</p> <p>9. Unit conducts convoy through an urban area.</p> <p>    a. Verifies all weight, height, and width restrictions along route of march.</p> <p>    b. Employs close column formation.</p> <p>    c. Obeys traffic control directions unless escorted by military or HN police.</p> <p>    d. Employs directional guides at all critical intersections.</p> <p>10. Convoy commander monitors unit crossing RP.</p> <p>    a. Verifies that lead vehicle has crossed RP at specified time.</p> <p>    b. Verifies that vehicles that have crossed RP.</p> <p>    c. Forwards SITREP to higher HQ staff element using analog and/or digital communications.</p>		

TASK PERFORMANCE/EVALUATION SUMMARY BLOCK							
ITERATION	1	2	3	4	5	M	TOTAL
TOTAL TASK STEPS EVALUATED							
TOTAL TASK STEPS "GO"							
TRAINING STATUS "GO/NO GO"							

“\*” indicates a leader task step.

<b>SUPPORTING INDIVIDUAL TASKS</b>		
<b>Task Number</b>	<b>Task Title</b>	<b>References</b>
01-7300.75-0500	Plan Convoy Operations	STP 55-88II-MQS
031-503-3008	Implement Mission-Oriented Protective Posture	STP 21-24-SMCT
071-326-3013	Conduct a Tactical Road March	STP 21-24-SMCT
071-329-1006	Navigate From One Point on the Ground to Another Point While Dismounted	STP 21-24-SMCT
071-331-0820	Analyze Terrain	STP 21-24-SMCT
O1-7200.75-0100	Conduct Convoy Operations	STP 55-88II-MQS

**OPFOR TASKS AND STANDARDS: NONE**





TASK STEPS AND PERFORMANCE MEASURES	GO	NO GO
<p>c. Follows prescribed route from old to new area maintaining situational awareness using analog and/or digital communications.</p> <p>d. Reports route changes and/or information to main body by messenger, route guides, route markers, other nonelectronic means, analog and/or digital communications.</p> <p>2. Advance/quartering party assists in securing the entire higher HQ area.</p> <p>a. Assumes designated MOPP level before entering new area.</p> <p>b. Provides required number of personnel for initial security teams.</p> <p>c. Provides required personnel and equipment to conduct NBC surveys of assigned area.</p> <p>3. Advance/quartering party secures the unit's new AO.</p> <p>a. Places OPs on probable avenues of approach consistent with the available personnel.</p> <p>b. Parks vehicles and trailers in covered positions with mirrors turned toward the ground.</p> <p>c. Conducts NBC survey of the entire assigned unit area.</p> <p>NOTE: If survey team(s) monitor high levels of contamination, area should be evacuated immediately.</p> <p>d. Conducts sweep of unit area to locate all mines, booby traps, and other signs of threat presence.</p> <p>*4. Advance/quartering party leader supervises area preparation tasks.</p> <p>a. Conducts unit area site reconnaissance with subelement leaders, pointing out assigned areas and traffic circulation IAW layout and traffic plans.</p> <p>b. Verifies movement of subelements into their respective areas to ensure compliance with layout plan.</p> <p>c. Establishes internal communications system using runner until wire communications have been established.</p>		

TASK STEPS AND PERFORMANCE MEASURES	GO	NO GO
<p>d. Enforces OPSEC measures during area preparation.</p> <p>e. Establishes unit area entrance and exit points with unit personnel as guards.</p> <p>f. Assigns to subelements the task of blocking all other possible entrance and exit points into the unit area.</p> <p>g. Enforces safety procedures IAW TSOP and publications.</p> <p>h. Enforces environmental stewardship protection program procedures.</p> <p>5. Advance/quartering party leader supervises area preparation tasks.</p> <p>a. Marks location of CP IAW the unit layout plan.</p> <p>b. Marks location of bivouac and administrative areas IAW the layout plan.</p> <p>c. Lays communication wire from CP to all subelements.</p> <p>d. Marks unit area traffic direction IAW the traffic plan.</p> <p>e. Erects required tentage at locations IAW the layout plan.</p> <p>f. Sets up radio antenna(s) in locations as required by the layout plan.</p> <p>g. Marks vehicle positions allowing maximum dispersion consistent with size of area and tactical situation.</p> <p>h. Marks subelements defensive boundaries IAW the security plan.</p> <p>i. Erects barriers to block all unauthorized entrances and exits into and out of the CP area.</p> <p>j. Employs camouflage and concealment measures consistent with tactical situation.</p> <p>k. Employs noise and light discipline measures.</p>		

TASK STEPS AND PERFORMANCE MEASURES	GO	NO GO
<p>l. Employs communication security measures.</p> <p>m. Employs safety procedures IAW TSOP and publications.</p> <p>n. Employs environmental stewardship protection program procedures.</p> <p>6. Advance/quartering party prepares an urbanized area.</p> <p>a. Selects buildings within assigned area that provide maximum cover, concealment, and protection.</p> <p>b. Selects building for CP that provides a line of sight for antenna(s).</p> <p>c. Clears all assigned buildings of booby traps and any unnecessary items.</p> <p>d. Erects barriers to close off or channel personnel and vehicles into designated areas.</p> <p>e. Establishes OPs and defensive positions in upper stories of buildings.</p> <p>f. Employs safety procedures IAW TSOP and publications.</p> <p>g. Employs environmental stewardship protection program procedures.</p> <p>*7. Advance/quartering party leader supervises reception of main body.</p> <p>a. Identifies guide pickup points using analog and/or digital communications or messenger.</p> <p>b. Briefs ground guides on moving main body into their respective areas with emphasis on OPSEC.</p> <p>c. Monitors subelement guides activities to ensure compliance with guidance by party leader and the higher HQ and unit TSOP.</p> <p>d. Enforces counter-surveillance measures.</p>		

TASK STEPS AND PERFORMANCE MEASURES	GO	NO GO
<p>8. Advance/quartering party performs guide functions.</p> <p>a. Guides elements into assigned positions without having vehicles stop in exposed areas.</p> <p>b. Employs prearranged signals IAW the higher HQ and unit TSOP.</p> <p>c. Parks one vehicle at a time during darkness or reduced visibility.</p> <p>d. Employs filtered flashlights during darkness or reduced visibility.</p> <p>e. Employs counter-surveillance measures during reception activities.</p>		

TASK PERFORMANCE/EVALUATION SUMMARY BLOCK							
ITERATION	1	2	3	4	5	M	TOTAL
TOTAL TASK STEPS EVALUATED							
TOTAL TASK STEPS "GO"							
TRAINING STATUS "GO/NO GO"							

“\*” indicates a leader task step.

SUPPORTING INDIVIDUAL TASKS		
Task Number	Task Title	References
031-503-3008	Implement Mission-Oriented Protective Posture	STP 21-24-SMCT
071-326-5705	Establish an Observation Post	STP 21-24-SMCT

**OPFOR TASKS AND STANDARDS: NONE**



TASK STEPS AND PERFORMANCE MEASURES	GO	NO GO
<p>d. Drives vehicles into predesignated positions without stopping in exposed areas.</p> <p>e. Positions vehicle facing toward roadway to allow for quick dispersion.</p> <p>2. Unit moves vehicles to positions at night.</p> <p>a. Picks up guides at dismount point.</p> <p>b. Turns off blackout drive lights at dismount point.</p> <p>c. Reacts correctly to filtered flashlight signals of guide.</p> <p>d. Maintains noise and light discipline.</p> <p>e. Takes action to minimize dust and exhaust smoke.</p> <p>3. Vehicle operators perform initial camouflage measures.</p> <p>a. Reduce reflections by turning mirrors toward the ground.</p> <p>b. Employ natural terrain patterns, available overhead cover, and shadows.</p> <p>c. Cover windshields with available natural or artificial materials.</p> <p>d. Remove vehicle tracks by using available sweeping materials.</p> <p>e. Perform after-operations PMCS.</p> <p>4. Unit occupies initial defensive positions (designated personnel only).</p> <p>a. Occupies positions as directed by advance/quartermaster party leader.</p> <p>b. Prepares hasty fighting positions that provide frontal protection from direct fire and are at least half a meter (18 inches) deep.</p> <p>c. Positions automatic weapons on likely avenues of approach.</p> <p>d. Positions individual weapons to protect flanks of automatic weapons and to provide interlocking fires.</p>		

TASK STEPS AND PERFORMANCE MEASURES	GO	NO GO
<p>e. Employs hasty camouflage measures to initial security positions.</p> <p>f. Employs light and noise discipline along defensive line.</p> <p>g. Employs correct challenge and password techniques.</p> <p>h. Employs safety measures IAW TSOP and publications.</p> <p>i. Employs environmental stewardship protection program procedures.</p> <p>*5. Commander finalizes unit layout plan.</p> <p>a. Adjusts layout plan as terrain and tactical considerations require change.</p> <p>b. Records adjustment(s) on analog and/or digital map overlay(s).</p> <p>c. Identifies camouflage requirements based on terrain features.</p> <p>d. Identifies essential tasks to be completed.</p> <p>e. Briefs sub-element leaders on final layout plan and tasks to be performed.</p> <p>f. Enforces safety measures IAW TSOP and publications.</p> <p>g. Enforces environmental stewardship protection program procedures.</p>		

TASK PERFORMANCE/EVALUATION SUMMARY BLOCK							
ITERATION	1	2	3	4	5	M	TOTAL
TOTAL TASK STEPS EVALUATED							
TOTAL TASK STEPS "GO"							
TRAINING STATUS "GO/NO GO"							

“\*” indicates a leader task step.

**OPFOR TASKS AND STANDARDS: NONE**

- ELEMENTS:** Company Headquarters  
 Supply Platoon Headquarters  
 Stock Control Section  
 Storage and Issue Section  
 Shop Supply and RX Section  
 Production Control Section  
 Quality Control Section  
 Shop Platoon Headquarters  
 Machinery Repair Section  
 Electrical Repair Section  
 Hull Repair Platoon Headquarters  
 Hull Repair Section  
 88 Landing Craft Utility Crew  
 Barge Crew

**TASK:** Set Up Unit Headquarters, Dining Facility, and Bivouac Areas (63-2-4550)  
 (FM 10-27-2, DA Pamphlet 385-1, FM 100-14, FM 10-27-3, FM 20-3, FM 21-10,  
 FM 4-25.12, FM 3-100.4, FM 3-4, TM 10-7360-206-13)

**ITERATION**      1      2      3      4      5      M      (circle)

**COMMANDER/LEADER ASSESSMENT**                      T      P      U                      (circle)

**CONDITIONS:** The unit has been directed to setup unit headquarters and sections. The unit has analog and/or digital communications with higher HQ, and tactical operations are underway IAW the OPORD, the unit TSOP, and higher HQ TSOPs. The Unit's Quartering party has escorted unit HQ to new site. New AO for unit HQ and bivouac areas have been selected in a field site or MOUT environment. Operating sites for the field kitchen, unit administrative area, unit supply, and unit maintenance have been selected. Quartering party has initially secured the area and established the CP. The layout plan is available. Sanitation facilities are required for the new area. This task is performed under all day or night environmental conditions. The unit is subject to air, NBC, and ground Level I threat forces attack. Some iterations of this task should be performed in MOPP4.

**TASK STANDARDS:** The unit HQ and bivouac areas are set up IAW TSOP and/or layout plan within the prescribed timeframe.

TASK STEPS AND PERFORMANCE MEASURES	GO	NO GO
*1. Commander/ISG directs set up of administrative and bivouac areas.  a. Revises layout plan based on current situation.  b. Designates location of unit elements based on revised layout plan.  c. Coordinates the updated layout plan with higher HQ staff personnel.		



TASK STEPS AND PERFORMANCE MEASURES	GO	NO GO
<p>d. Supervises the set up of unit CP.</p> <p>e. Directs set up of bivouac area(s).</p> <p>f. Inspects setup to ensure it is set up IAW the layout plan.</p> <p>g. Enforces safety procedures IAW TSOP and publications.</p> <p>h. Enforces environmental stewardship program protective procedures.</p> <p>2. Unit HQ personnel set up the unit administrative area.</p> <p>a. Occupy positions required for local area security IAW unit TSOP.</p> <p>b. Position equipment and tentage according to layout plan.</p> <p>c. Establish unit communications net using analog and/or digital communications.</p> <p>d. Enter higher HQ communications nets IAW current communications instructions and TSOP.</p> <p>e. Identify tentative mortuary affairs and EPW collection points.</p> <p>f. Mark vehicle parking areas.</p> <p>g. Mark traffic flow pattern.</p> <p>h. Camouflage vehicles, shelters and equipment.</p> <p>i. Employ safety procedures IAW TSOP and publications.</p> <p>j. Employ environmental stewardship program protection procedures.</p> <p>3. Unit HQ personnel set up the unit supply area.</p> <p>a. Set up required shelters and equipment.</p> <p>b. Secure weapons and ammunition.</p> <p>c. Position supply vehicles.</p>		

TASK STEPS AND PERFORMANCE MEASURES	GO	NO GO
<p>d. Camouflage vehicles and equipment.</p> <p>e. Employ safety procedures IAW TSOP and publications.</p> <p>f. Employ environmental stewardship program protection procedures.</p> <p>4. Unit personnel set up the field feeding facility.</p> <p>a. Set up mobile kitchen trailer IAW TM 10-7360-206-13.</p> <p>b. Inspect field feeding equipment for serviceability.</p> <p>c. Set up mess kit laundry or sanitation center IAW FM 10-23.</p> <p>d. Set up handwashing facilities.</p> <p>e. Prepare for the disposal of liquid waste, garbage, and rubbish IAW FM 4-25.12.</p> <p>f. Camouflage vehicles, shelters, and equipment.</p> <p>g. Employ safety procedures IAW TSOP and publications.</p> <p>h. Employ environmental stewardship program protection procedures.</p> <p>5. Unit personnel set up maintenance facilities.</p> <p>a. Set up maintenance work areas.</p> <p>b. Set up maintenance equipment.</p> <p>c. Set up waste disposal areas.</p> <p>d. Position maintenance vehicles.</p> <p>e. Employ safety procedures IAW TSOP and publication.</p> <p>f. Employ environmental stewardship program protection procedures.</p>		

TASK STEPS AND PERFORMANCE MEASURES	GO	NO GO
<p>6. Unit personnel set up bivouac area.</p> <ul style="list-style-type: none"> <li>a. Locate area away from traffic flow and roadways.</li> <li>b. Mark sleep areas.</li> <li>c. Pitch individual tentage.</li> <li>d. Sets up commander's facilities.</li> <li>e. Camouflage all bivouac areas.</li> <li>f. Employ safety procedures IAW TSOP and publications.</li> <li>g. Employ environmental stewardship program protection procedures.</li> </ul> <p>7. Unit personnel set up field sanitation facilities.</p> <ul style="list-style-type: none"> <li>a. Construct latrine(s).</li> <li>b. Place screen or canvas around latrine(s).</li> <li>c. Construct simple handwashing device for each latrine.</li> <li>d. Set up unit water source.</li> <li>e. Employ safety procedures IAW TSOP and publications.</li> <li>f. Employ environmental stewardship program protection procedures.</li> </ul>		

<b>TASK PERFORMANCE/EVALUATION SUMMARY BLOCK</b>							
<b>ITERATION</b>	<b>1</b>	<b>2</b>	<b>3</b>	<b>4</b>	<b>5</b>	<b>M</b>	<b>TOTAL</b>
<b>TOTAL TASK STEPS EVALUATED</b>							
<b>TOTAL TASK STEPS "GO"</b>							
<b>TRAINING STATUS "GO/NO GO"</b>							

“\*” indicates a leader task step.

**SUPPORTING INDIVIDUAL TASKS: NONE**

**SUPPORTING COLLECTIVE TASKS: NONE**

**OPFOR TASKS AND STANDARDS: NONE**



TASK STEPS AND PERFORMANCE MEASURES	GO	NO GO
<p>d. Directs UMO to update movement plan, deployment SOP, and marshaling plans, as required.</p> <p>e. Assigns additional and/or replacement personnel to deployment teams, as required.</p> <p>f. Monitors security of unit area for compliance with security plan.</p> <p>g. Monitors recall of unit personnel to ensure recall time standards are met and personnel accountability is accomplished IAW recall plan.</p> <p>h. Submits reports to higher HQ IAW recall plan, security plan, deployment OPORD, and movement plan using analog and/or digital communications.</p> <p>i. Briefs higher HQ commander and staff on status of deployment alert activities.</p> <p>2. Unit HQ performs recalls personnel accountability functions.</p> <p>a. Initiates recall procedures IAW recall plan.</p> <p>b. Sets up central check-in IAW recall plan.</p> <p>c. Checks personnel as they arrive, to ensure only personnel listed on current access rosters enter the unit area.</p> <p>d. Annotates recall roster to indicate personnel are present for duty as they arrive.</p> <p>e. Computes percent present for duty IAW recall plan.</p> <p>f. Briefs commander on present-for-duty status as recall progresses.</p> <p>g. Disestablishes control check-in point when 100 percent of unit are present or accounted for.</p>		

TASK STEPS AND PERFORMANCE MEASURES	GO	NO GO
<p>*3. UMO assembles deployment teams.</p> <ul style="list-style-type: none"> <li>a. Identifies unit deployment team requirements by reviewing movement plan.</li> <li>b. Confirms personnel are available for designated deployment teams.</li> <li>c. Requests commander assign additional and/or replacement deployment team members, as required.</li> <li>d. Briefs deployment teams on their duties and responsibilities IAW the movement plan.</li> <li>e. Briefs commander on status of deployment teams.</li> </ul> <p>*4. Unit leaders supervise unit element alert activities.</p> <ul style="list-style-type: none"> <li>a. Monitor arrival of unit element personnel to ensure all personnel are accounted for.</li> <li>b. Supervise establishment of security of assigned area IAW security plan.</li> <li>c. Brief personnel on deployment.</li> </ul> <p>*5. Section chiefs and/or team leaders supervise alert activities.</p> <ul style="list-style-type: none"> <li>a. Inspect personnel as they arrive to ensure all have required clothing and personal gear.</li> <li>b. Inspect alert bags to ensure all personal gear is present and serviceable.</li> <li>c. Assign personnel to security posts IAW security plan.</li> <li>d. Brief unit element leaders on alert status.</li> </ul> <p>6. Unit performs recall activities.</p> <ul style="list-style-type: none"> <li>a. Relays alert notification, as required.</li> <li>b. Reports for duty unit HQ IAW recall plan.</li> </ul>		

TASK STEPS AND PERFORMANCE MEASURES	GO	NO GO
c. Repairs or replaces personal gear, as required.  d. Performs security functions, as required.  e. Provides dependents with information on deployment, as permitted.		

TASK PERFORMANCE/EVALUATION SUMMARY BLOCK							
ITERATION	1	2	3	4	5	M	TOTAL
TOTAL TASK STEPS EVALUATED							
TOTAL TASK STEPS "GO"							
TRAINING STATUS "GO/NO GO"							

“\*” indicates a leader task step.

**SUPPORTING INDIVIDUAL TASKS: NONE**

**SUPPORTING COLLECTIVE TASKS: NONE**

**OPFOR TASKS AND STANDARDS: NONE**





TASK STEPS AND PERFORMANCE MEASURES	GO	NO GO
<p>e. Directs personnel to secure POVs and personal property IAW movement plan.</p> <p>f. Directs XO to prepare briefing for dependents.</p> <p>g. Directs XO to update family assistance plan, as required.</p> <p>h. Requests that the S1 appoint pay agents during deployment, if necessary, using analog and/or digital communications.</p> <p>i. Coordinates with S1 Section to close out fund account using analog and/or digital communications.</p> <p>j. Coordinates through higher HQ and port commander to identify number of supercargoes (unit personnel traveling with unit equipment) authorized and POC for supercargoes using analog and/or digital communications.</p> <p>NOTE: Performance step "j" is not used by the IBCT.</p> <p>k. Briefs battalion commander on status of SRP activities.</p> <p>2. Unit HQ processes SRP records.</p> <p>a. Delivers unit SRP records to SRP site.</p> <p>b. Verifies that 100 percent of deploying personnel have processed.</p> <p>c. Returns SRP records to company HQ.</p> <p>d. Delivers SRP records to battalion rear detachment prior to departure.</p> <p>3. Unit HQ performs personnel replacement functions.</p> <p>a. Identifies nondeployable personnel by reviewing monthly USR, 1SG daily report, and SRP results.</p> <p>b. Coordinates with higher HQ staff element for replacement personnel using analog and/or digital communications.</p> <p>c. Recommends assignment of replacement personnel to commander.</p>		

TASK STEPS AND PERFORMANCE MEASURES	GO	NO GO
<p>d. Assigns replacement personnel IAW commander's instructions.</p> <p>e. Updates the family assistance plan, as required.</p> <p>4. Unit HQ monitors unit SRP activities.</p> <p>a. Publishes unit SRP schedule based on movement plan, S1 section SRP schedule, and commander's guidance.</p> <p>b. Distributes unit SRP schedule to platoons and sections.</p> <p>c. Monitors SRP to ensure activities are completed IAW SRP schedule.</p> <p>d. Coordinates with the higher HQ staff element for additional SRP using analog and/or digital communications, as required.</p> <p>e. Briefs commander on SRP status.</p> <p>*5. Unit leaders supervise personnel and administrative SRP activities.</p> <p>a. Direct personnel to complete SRP IAW SRP schedule.</p> <p>b. Designate personnel to assist contact teams in SRP activities, as required.</p> <p>c. Monitor SRP to ensure activities are completed IAW SRP schedule.</p> <p>d. Coordinate with the UMO/NCO for additional SRP, as required.</p> <p>e. Identify nondeployable personnel.</p> <p>f. Coordinate personnel replacement with company HQ.</p> <p>g. Monitor securing of POVs and personal property for compliance with movement plan and commander's instructions.</p> <p>h. Brief personnel on family assistance plan.</p> <p>i. Brief commander on results of SRP.</p>		

TASK STEPS AND PERFORMANCE MEASURES	GO	NO GO
6. Company personnel perform SRP activities. <ul style="list-style-type: none"> <li>a. Perform SRP contact team functions, as directed.</li> <li>b. Complete processing activities, as directed.</li> <li>c. Secure POVs and personal property IAW movement plan and commander's instructions.</li> </ul>		

TASK PERFORMANCE/EVALUATION SUMMARY BLOCK							
ITERATION	1	2	3	4	5	M	TOTAL
TOTAL TASK STEPS EVALUATED							
TOTAL TASK STEPS "GO"							
TRAINING STATUS "GO/NO GO"							

“\*” indicates a leader task step.

**SUPPORTING INDIVIDUAL TASKS: NONE**

**SUPPORTING COLLECTIVE TASKS: NONE**

**OPFOR TASKS AND STANDARDS: NONE**



TASK STEPS AND PERFORMANCE MEASURES	GO	NO GO
<p>d. Designates personnel to receive training IAW higher HQ staff personnel's instructions.</p> <p>e. Briefs higher HQ commander on status of predeployment training.</p> <p>*2. Training officer/NCO supervise predeployment training activities.</p> <p>a. Develop training schedule based on movement plan, deployment OPORD, specialized training requirements identified by higher HQ and commander's guidance.</p> <p>b. Coordinate training support with the higher HQ staff personnel using analog and/or digital communications, as required.</p> <p>c. Provide training schedule to S2/S3 section and unit leader, as appropriate.</p> <p>d. Monitor training to ensure appropriate training is provided to personnel.</p> <p>e. Brief commander on status of predeployment training.</p> <p>*3. Unit leaders perform predeployment training activities.</p> <p>a. Coordinate with UMO for required training support using analog and/or digital communications.</p> <p>b. Conduct training IAW training schedule, if required.</p> <p>c. Annotate training results on individual and team training records.</p>		

TASK PERFORMANCE/EVALUATION SUMMARY BLOCK							
ITERATION	1	2	3	4	5	M	TOTAL
TOTAL TASK STEPS EVALUATED							
TOTAL TASK STEPS "GO"							
TRAINING STATUS "GO/NO GO"							

“\*” indicates a leader task step.

**SUPPORTING COLLECTIVE TASKS: NONE**

**OPFOR TASKS AND STANDARDS: NONE**



TASK STEPS AND PERFORMANCE MEASURES	GO	NO GO
<p>d. Directs unit leaders to provide supply and equipment requests to supply sergeant.</p> <p>e. Directs supply sergeant to request required supplies and equipment.</p> <p>f. Briefs higher HQ commander and higher HQ staff personnel on supply status, as required.</p> <p>g. Enforces environmental stewardship protection program procedures.</p> <p>2. Unit elements perform predeployment supply activities.</p> <p>a. Identify shortages of supplies and equipment by conducting inventories and inspections.</p> <p>b. Inventory soldier's personal belongings that are designated to remain in the unit area.</p> <p>c. Secure personal belongings remaining in the unit area.</p> <p>d. Submit requests for supplies and equipment to supply sergeant IAW TSOP, as required.</p> <p>e. Issue individual basic loads, as required.</p> <p>f. Employ safety procedures IAW TSOP and applicable publications.</p> <p>g. Employ environmental stewardship protection program procedures.</p> <p>3. Unit HQ provides supply support.</p> <p>a. Submits requests to servicing SSA to upgrade FAD on all requisitions already in the system.</p> <p>b. Coordinates with the S4 for additional DODAACs to be requested, as needed, for the rear detachment and deploying detachments using analog and/or digital communications.</p>		



TASK STEPS AND PERFORMANCE MEASURES	GO	NO GO
<p>c. Submits changes of the "ship-to" address for the unit DODAAC to the servicing SSA, to ensure correct routing of requested supplies to the unit's deployment address using analog and/or digital communications.</p> <p>d. Submits requests for issue of personal clothing and equipment to S4 section IAW AR 700-84 using analog and/or digital communications.</p> <p>e. Submits request for basic loads and required supplies and equipment to S4 Section IAW Movement Plan and TSOP using analog and/or digital communications.</p> <p>f. Submits request for eyeglasses, inserts, and hearing aids to the S4 section using analog and/or digital communications, as required.</p> <p>g. Requests supplies to support movement operations (BBPCT, dunnage, and pallet covers).</p> <p>h. Draws basic loads IAW S4 section's instructions.</p> <p>i. Coordinates with S4 section to resolve outstanding requisitions using analog and/or digital communications.</p> <p>j. Coordinates with commander or S4 section for transportation and MHE support using analog and/or digital communications to pick-up, issue, and/or pack deployment supplies, if necessary.</p> <p>k. Inspects float and/or replacement equipment for serviceability.</p> <p>l. Signs for float and/or replacement equipment.</p> <p>m. Issues supplies and equipment IAW TSOP, as required.</p> <p>n. Secures unissued supplies and equipment IAW TSOP.</p> <p>o. Turns in equipment, supplies, and hazardous material to appropriate facility, as required.</p> <p>p. Prepares hand receipt annex and/or transfer documentation for unit property being transferred.</p>		

TASK STEPS AND PERFORMANCE MEASURES	GO	NO GO
q. Prepares backup of all automated supply systems prior to deployment.  r. Briefs commander on deployment supply status.  s. Employs safety procedures IAW TSOP and applicable publications.  t. Employs environmental stewardship protection program procedures.		

TASK PERFORMANCE/EVALUATION SUMMARY BLOCK							
ITERATION	1	2	3	4	5	M	TOTAL
TOTAL TASK STEPS EVALUATED							
TOTAL TASK STEPS "GO"							
TRAINING STATUS "GO/NO GO"							

“\*” indicates a leader task step.

**SUPPORTING INDIVIDUAL TASKS: NONE**

**SUPPORTING COLLECTIVE TASKS: NONE**

**OPFOR TASKS AND STANDARDS: NONE**



TASK STEPS AND PERFORMANCE MEASURES	GO	NO GO
<p>e. Coordinates with S4 for maintenance support using analog and/or digital communications, as required.</p> <p>f. Prioritizes internal repair of vehicles and equipment.</p> <p>g. Enforces safety procedures IAW TSOP and applicable publications.</p> <p>h. Enforces environmental stewardship protection program procedures.</p> <p>*2. Motor officer/motor sergeant supervises predeployment maintenance activities.</p> <p>a. Identifies unit operational readiness levels by reviewing vehicle and equipment status reports, PMCS, and predeployment maintenance checks.</p> <p>b. Prepares MCSR IAW AR 220-1 and AR 700-138.</p> <p>c. Submits current MCSR to commander.</p> <p>d. Submits request for direct support maintenance to commander, as required.</p> <p>e. Submits request for controlled exchanges to commander for approval.</p> <p>f. Designates unit maintenance personnel to assist direct support maintenance element IAW maintenance SOP and S4 section and commander's instructions.</p> <p>g. Directs calibration of tools, if required.</p> <p>h. Verifies PLL inventory by conducting spot checks.</p> <p>i. Submits request for PLL replenishment to S4 section using analog and/or digital communications, as required.</p> <p>j. Verifies completion of repairs by reviewing maintenance records.</p> <p>k. Coordinates with S4 section to identify status of vehicles and equipment in support maintenance using analog and/or digital communications.</p>		

TASK STEPS AND PERFORMANCE MEASURES	GO	NO GO
<p>m. Verifies unit member's civilian and military driver's licenses and equipment licenses for validation and reissue, as needed.</p> <p>n. Prepares backup of all automated maintenance systems prior to deployment.</p> <p>o. Briefs the commander on maintenance status of vehicles and equipment, as required.</p> <p>p. Enforces safety procedures IAW TSOP and applicable publications.</p> <p>q. Enforces environmental stewardship protection program procedures.</p> <p>3. Maintenance unit performs field maintenance activities.</p> <p>a. Calibrates tools, as required.</p> <p>b. Inspects equipment IAW appropriate operator and organizational maintenance TMs.</p> <p>c. Records all deficiencies on equipment inspection worksheets.</p> <p>d. Corrects unit-level maintenance deficiencies.</p> <p>e. Corrects DS-level maintenance deficiencies.</p> <p>f. Requests required repair parts from PLL clerk.</p> <p>g. Repairs equipment IAW applicable TM(s).</p> <p>h. Requests approval for controlled exchange through motor officer or sergeant when required repair parts are not available.</p> <p>i. Performs controlled exchange IAW motor officer or sergeant's instructions.</p> <p>j. Performs final inspection to ensure quality control of repairs.</p> <p>k. Conducts inventory of PLL to confirm shortages IAW PLL listing.</p> <p>l. Submits request for PLL replenishment to supporting SSA, as required.</p>		

TASK STEPS AND PERFORMANCE MEASURES	GO	NO GO
<p>m. Performs technical inspections of float and/or replacement equipment IAW appropriate TMs and manufacturer's instructions.</p> <p>n. Releases equipment to appropriate unit elements.</p> <p>o. Employs safety procedures IAW TSOP and applicable publications.</p> <p>p. Employs environmental stewardship protection program procedures.</p> <p>4. Unit HQ conducts transactions with maintenance support elements.</p> <p>a. Identifies vehicles and equipment that require maintenance support element support.</p> <p>b. Prepares required documentation for submission to maintenance support element.</p> <p>c. Delivers vehicles and equipment to maintenance support element.</p> <p>d. Picks up equipment from maintenance support element upon notification repairs are completed.</p> <p>e. Notifies owning element to pick up vehicles and equipment.</p> <p>*5. Unit leaders supervise predeployment operator maintenance activities.</p> <p>a. Monitor performance of PMCS and predeployment maintenance for compliance with Maintenance SOP, appropriate TM, and commander's guidance.</p> <p>b. Inspect vehicles, weapons, and equipment to ensure compliance with Maintenance SOP, appropriate TM, and commander's guidance.</p> <p>c. Provide input for MCSR to motor officer, as required.</p>		

TASK STEPS AND PERFORMANCE MEASURES	GO	NO GO
d. Enforce safety procedures IAW TSOP and applicable publications.  e. Enforce environmental stewardship protection program procedures.  6. Unit performs predeployment operator maintenance.  a. Performs PMCS IAW appropriate TM(s).  b. Notifies supervisor of maintenance problems beyond operator's capabilities.  c. Checks vehicle load plan to ensure required tools and equipment are on hand.  d. Employs safety procedures IAW TSOP and applicable publications.  e. Employs environmental stewardship program protection procedures.		

TASK PERFORMANCE/EVALUATION SUMMARY BLOCK							
ITERATION	1	2	3	4	5	M	TOTAL
TOTAL TASK STEPS EVALUATED							
TOTAL TASK STEPS "GO"							
TRAINING STATUS "GO/NO GO"							

“\*” indicates a leader task step.

**SUPPORTING COLLECTIVE TASKS: NONE**

**OPFOR TASKS AND STANDARDS: NONE**





TASK STEPS AND PERFORMANCE MEASURES	GO	NO GO
<p>c. Designates a unit MA.</p> <p>d. Designates storage areas for equipment not to be deployed.</p> <p>e. Coordinates with S4 for disposition of equipment not to be deployed or stored by the unit using analog and/or digital communications.</p> <p>f. Provides unit leaders with disposition instructions for equipment not being deployed.</p> <p>g. Coordinates with S4 for transportation support to the APOE or SPOE using analog and/or digital communications, if necessary.</p> <p>h. Inspects area to ensure all excess vehicles, equipment, and supplies have been turned in or placed in a designated holding area.</p> <p>i. Notifies higher HQ S2/S3 when vehicles and containers are loaded and ready to move using analog and/or digital communications.</p> <p>*2. UMO supervises vehicle and equipment preparation activities.</p> <p>a. Updates AUDEL to reflect vehicles, equipment, and supplies to be deployed based on physical inventory and commander's guidance.</p> <p>b. Updates AUDEL to reflect actual weights based on results of weighing and any dimensions beyond those listed in current technical publications for equipment TOE LIN/INDEX NO.</p> <p>c. Inputs updated AUDEL into the ITO or field movement control element TC-ACCIS station.</p> <p>NOTE: When verified by the UMO, the updated AUDEL becomes the DEL produced by TC-ACCIS.</p> <p>d. Provides UMC and/or S4 Section with information on oversize and overweight vehicles, equipment, and cargo requiring special handling, as required.</p> <p>e. Coordinates with UMC for DEL, BBPCT material requirements lists, vehicle/rail loading plans and schedules, special hauling permit requests, military shipping labels, and convoy clearance requests produced by TC-ACCIS using analog and/or digital communications.</p>		

TASK STEPS AND PERFORMANCE MEASURES	GO	NO GO
<p>f. Coordinates with S4 Section for RF tags for ITV of sensitive/classified cargo, IAW directives from higher HQ using analog and/or digital communications.</p> <p>g. Coordinates with S4 Section for packing materials, weighing scales, MHE, containers, inserts, pallets, and other equipment preparation and loading materials using analog and/or digital communications, as required.</p> <p>h. Coordinates with S4 for customs inspection per unit SOP using analog and/or digital communications.</p> <p>i. Provides unit leaders with deployment forms, shipping labels, and documents, as required.</p> <p>j. Coordinates container pick-up with higher HQ staff element.</p> <p>k. Provide special instructions to Packing and Crating Teams, if necessary.</p> <p>l. Provides container packing schedule to unit leaders.</p> <p>m. Identifies transportation support requirements by reviewing Movement Plan and current vehicle status reports.</p> <p>n. Coordinates with S4 Section for movement of vehicles and equipment to rail loading site.</p> <p>o. Provides rail loading plan to Rail Loading Team Chief.</p> <p>p. Provides Rail Loading Team proper tools to conduct rail loadout.</p> <p>q. Coordinates with UMC for port call message and verification of Movement Plan A/SPOE requirements and procedures.</p> <p>r. Conducts risk assessment considering factors such as time, duration, and cargo to ensure the mission is safely completed.</p> <p>s. Briefs commander on status of preparation of vehicles and equipment for deployment.</p>		

TASK STEPS AND PERFORMANCE MEASURES	GO	NO GO
<p>*3. Unit leaders supervise preparation of unit elements for deployment.</p> <ul style="list-style-type: none"> <li>a. Verify adequate space has been allowed for personnel items and secondary loads by reviewing loading plans.</li> <li>b. Revise loading plans, as required.</li> <li>c. Monitor packing and loading for compliance with Deployment SOP, Movement Plan, and UMO's instructions.</li> <li>d. Inspect area to ensure all equipment to be deployed has been packed and/or loaded.</li> <li>e. Inspect area to ensure all excess vehicles, equipment, and supplies have been turned in or placed in a designated holding area.</li> <li>f. Inspect internal loads to ensure loads are secure and in compliance with loading plans.</li> <li>g. Notify UMO of any load plan revisions using analog and/or digital communications.</li> </ul> <p>*4. UMO maintains an up-to-date AUEL.</p> <ul style="list-style-type: none"> <li>a. Conducts physical inventory of vehicles and equipment to be deployed to verify accuracy of AUEL.</li> <li>b. Revises AUEL, as required.</li> <li>c. Submits AUEL changes to UMC, if necessary.</li> </ul> <p>5. Packing and Crating Teams prepare equipment for deployment.</p> <ul style="list-style-type: none"> <li>a. Pack containers IAW loading plans, DEL, and UMO's instructions.</li> <li>b. Pack hazardous materials IAW Deployment SOP, UMO's instructions, and applicable publications.</li> <li>c. Prepare container packing lists and shipping documents IAW UMO's instructions and applicable publications.</li> <li>d. Distribute container packing lists and shipping documents IAW UMO's instructions and applicable publications.</li> </ul>		

TASK STEPS AND PERFORMANCE MEASURES	GO	NO GO
<p>e. Place military shipping labels and designated markings on containers IAW Movement Plan, Deployment SOP, and UMO's instructions.</p> <p>f. Assist container pick-up crew in loading operations, as required.</p> <p>g. Employ safety procedures IAW TSOP and applicable publications.</p> <p>h. Employ environmental stewardship protection program procedures.</p> <p>6. Unit prepares vehicles, equipment, and personal gear for deployment.</p> <p>a. Places equipment not being deployed in designated storage area IAW Movement Plan and commander's instructions.</p> <p>b. Turns in excess vehicles, equipment, and supplies to supply sergeant IAW Deployment SOP and/or commander's instructions.</p> <p>c. Packs personal gear IAW Movement Plan.</p> <p>d. Marks and/or tags vehicles, equipment, and personal gear IAW Deployment SOP, Movement Plan, and UMO's instructions.</p> <p>e. Attaches RF/AIT tags and applies military shipping labels on vehicles and equipment IAW Movement Plan and UMO's instructions.</p> <p>f. Moves equipment to be packed in containers, to the container packing area IAW UMO's instructions.</p> <p>g. Loads vehicles IAW Deployment SOP, Movement Plan, loading plans, and UMO's instructions.</p> <p>h. Moves vehicles to designated area for marshaling or rail loading site, as directed.</p> <p>i. Employs safety procedures IAW TSOP and applicable publications.</p>		

TASK STEPS AND PERFORMANCE MEASURES	GO	NO GO
<p>7. Weighing and Marking Team weighs and marks vehicles for deployment.</p> <ul style="list-style-type: none"> <li>a. Sets up weighing and marking area in designated area IAW Deployment SOP.</li> <li>b. Guides vehicles onto scales as they arrive.</li> <li>c. Identifies vehicle gross weight.</li> <li>d. Identifies vehicle axle weights (air movement only).</li> <li>e. Computes vehicle center of balance based on axle weights (air movement only).</li> <li>f. Marks center of balance on vehicles IAW Deployment SOP, DOD Directive 4500.9, and UMO's instructions (air movement only).</li> <li>g. Reports gross weights for each deploying vehicle to UMO.</li> <li>h. Disestablishes weighing and marking area.</li> <li>i. Returns vehicle weighing scales IAW UMO or owning facility officials' instructions.</li> </ul> <p>*8. Rail Loading Team OIC/NCOIC supervises rail loading activities.</p> <ul style="list-style-type: none"> <li>a. Conducts safety briefing for all unit personnel at the rail loading site IAW local procedures.</li> <li>b. Coordinates with UMO for rail loading plans.</li> <li>c. Coordinates with installation UMC to identify special rail loading requirements.</li> <li>d. Verifies the presence of all rail guards by conducting roll call, if required.</li> <li>e. Verifies the presence of manifested vehicles and equipment by conducting physical inventory.</li> <li>f. Inspects vehicles and equipment for military shipping labels, proper markings, and adequacy of BBPCT procedures.</li> </ul>		

TASK STEPS AND PERFORMANCE MEASURES	GO	NO GO
<p>g. Provides a cargo manifest to conductor, if required.</p> <p>h. Notifies commander when rail loading is complete.</p> <p>i. Enforces safety procedures IAW TSOP and applicable publications.</p> <p>j. Enforces environmental stewardship protection program procedures.</p> <p>9. Rail Loading Team performs rail loading.</p> <p>a. Stages vehicles IAW rail loading plan.</p> <p>b. Loads vehicles and equipment on rail cars IAW rail loading plan and UMO's instructions.</p> <p>c. Secures vehicles and equipment IAW rail loading plan and UMO's instructions.</p> <p>d. Notifies Rail Loading Team Chief when rail loading is complete.</p> <p>e. Employs safety procedures IAW TSOP and applicable publications.</p> <p>f. Employs environmental stewardship protection program procedures.</p>		

TASK PERFORMANCE/EVALUATION SUMMARY BLOCK							
ITERATION	1	2	3	4	5	M	TOTAL
TOTAL TASK STEPS EVALUATED							
TOTAL TASK STEPS "GO"							
TRAINING STATUS "GO/NO GO"							

“\*” indicates a leader task step.

**SUPPORTING INDIVIDUAL TASKS:** NONE

**SUPPORTING COLLECTIVE TASKS:** NONE

**OPFOR TASKS AND STANDARDS:** NONE



TASK STEPS AND PERFORMANCE MEASURES	GO	NO GO
<p>e. Notifies higher HQ staff element that unit is ready to move using analog and/or digital communications.</p> <p>f. Briefs commander on preparations for movement.</p> <p>2. Unit prepares vehicles and equipment for movement to A/SPOE.</p> <p>a. Performs before-operations PMCS on all vehicles and equipment.</p> <p>b. Corrects maintenance discrepancies within the operator's capabilities IAW applicable TM.</p> <p>c. Reports all maintenance deficiencies beyond operator's capability to immediate supervisor.</p> <p>d. Corrects loading deficiencies IAW loading plan, if necessary.</p> <p>e. Recomputes vehicle center of balance, if necessary (APOE only).</p> <p>f. Re-marks center of balance on vehicle, if necessary (APOE only).</p> <p>g. Marks vehicles for movement to A/SPOE IAW DOD Directive 4500.9, FM 55-30, Movement Order, and UMO's instructions.</p> <p>h. Places military shipping labels on vehicles and equipment IAW Movement Plan and UMO's instructions.</p> <p>i. Employs safety procedures IAW TSOP and applicable publications.</p> <p>*3. Convoy, Serial, and March commanders and leaders organize convoy for movement to A/SPOE.</p> <p>a. Assign vehicle positions with the heavier, slower vehicles placed first.</p> <p>b. Assign recovery vehicle(s) positions, where they can move to disabled vehicles without disrupting convoy movement.</p> <p>NOTE: Unit will assign MTS equipped vehicles as control vehicles, if available.</p>		



TASK STEPS AND PERFORMANCE MEASURES	GO	NO GO
<p>c. Assign sufficient number of recovery vehicles and mechanics to trail party element.</p> <p>d. Provide trail maintenance party with minimum quantities of packaged POL supplies and Class IX ASL/PLL parts to support the convoy IAW FM 55-65.</p> <p>e. Provide vehicle position listing with location of all vehicles to the trail party leader.</p> <p>f. Open radio net(s) as specified in the Movement Plan.</p> <p>*4. Convoy, Serial, and March commanders and leaders conduct premovement inspections.</p> <p>a. Inspect personnel and their equipment for compliance with Movement Directive, Movement Plan, and commander's instructions.</p> <p>b. Inspect organizational equipment for accountability and serviceability.</p> <p>c. Inspect vehicles, trailers, and loads for serviceability, proper stowing, and security.</p> <p>d. Forward personnel and equipment status to unit HQ and S2/S3 Section using analog and/or digital communications.</p> <p>*5. Convoy commander conducts briefings for convoy personnel.</p> <p>a. Provides strip maps to each vehicle driver.</p> <p>b. Briefs convoy chain of command.</p> <p>c. Briefs convoy route.</p> <p>d. Prescribes the rate of march and catch-up speeds.</p> <p>e. Briefs vehicle intervals.</p> <p>f. Identifies scheduled halts.</p> <p>g. Briefs safety, accident, and breakdown procedures.</p> <p>h. Identifies location of maintenance support.</p>		

TASK STEPS AND PERFORMANCE MEASURES	GO	NO GO
i. Provides location and identification of destination.  j. Briefs arm/hand signals and SOI, including radio frequencies and call signs.  6. Unit prepares to cross SP.  a. Stages vehicles for convoy IAW convoy commander's instructions.  b. Notifies convoy commander that vehicles are ready to cross SP for convoy to A/SPOE using analog and/or digital communications.		

TASK PERFORMANCE/EVALUATION SUMMARY BLOCK							
ITERATION	1	2	3	4	5	M	TOTAL
TOTAL TASK STEPS EVALUATED							
TOTAL TASK STEPS "GO"							
TRAINING STATUS "GO/NO GO"							

“\*” indicates a leader task step.

SUPPORTING INDIVIDUAL TASKS		
Task Number	Task Title	References
01-7300.75-0500	Plan Convoy Operations	STP 55-88II-MQS

**SUPPORTING COLLECTIVE TASKS: NONE**

**OPFOR TASKS AND STANDARDS: NONE**



TASK STEPS AND PERFORMANCE MEASURES	GO	NO GO
<p>*2. Convoy commander reports convoy information to higher HQ staff element.</p> <ul style="list-style-type: none"> <li>a. Forwards checkpoint(s) clearance report as checkpoints are crossed using analog and/or digital communications.</li> <li>b. Employs current SOI/SSI codes in all transmissions.</li> </ul> <p>*3. Convoy commander enforces march discipline.</p> <ul style="list-style-type: none"> <li>a. Places directional guides at all critical intersections along route, if necessary.</li> <li>b. Assumes position(s) along march route that provides command presence at critical turns or other points of decision.</li> <li>c. Enforces all movement policies defined in the movement plan, with emphasis on formation, distances, speeds, passing procedures, and halts.</li> <li>d. Adjusts formation distances and speed consistent with roads and speed limits.</li> <li>e. Enforces security measures to protect equipment and cargo during halts.</li> <li>f. Communicates to unit leaders and operators any violations of march discipline or changes to current orders, using analog and/or digital communications or proper visual signals.</li> </ul> <p>4. Unit employs march discipline.</p> <ul style="list-style-type: none"> <li>a. Maintains designated march speed specified in movement plan or as prescribed by the convoy commander.</li> <li>b. Maintains proper vehicle interval as specified in movement plan or as adjusted by the convoy, serial, or march commander.</li> <li>c. Obeys vehicle driving regulations and safe driving procedures based on conditions.</li> <li>d. Crosses all checkpoints as scheduled.</li> <li>e. Reacts correctly to convoy, serial, or march commander's arm/hand signals.</li> </ul>		

TASK STEPS AND PERFORMANCE MEASURES	GO	NO GO
<p>5. Unit conducts scheduled halt(s).</p> <ul style="list-style-type: none"> <li>a. Stops column at prescribed time and location.</li> <li>b. Reports scheduled halt to higher HQ staff element, if appropriate, using analog or digital communications.</li> <li>c. Performs during-operation PMCS on vehicles (operators).</li> <li>d. Inspects vehicle loads for safety and security.</li> <li>e. Begins departure at specified time in the Movement Plan or convoy commander's instructions.</li> <li>f. Reports resumption of march to higher HQ staff element using analog and/or digital communications, if appropriate.</li> </ul> <p>6. Unit conducts unscheduled halt(s).</p> <ul style="list-style-type: none"> <li>a. Alerts march column with prescribed arm/hand signal.</li> <li>b. Reports halt and circumstances to S2/S3 Section using analog and/or digital communications, if appropriate.</li> <li>c. Resumes march as soon as reason for halt is rectified.</li> <li>d. Reports resumption of march to higher HQ staff element using analog and/or digital communications, if appropriate.</li> </ul> <p>7. Trail party recovers disabled vehicle.</p> <ul style="list-style-type: none"> <li>a. Inspects disabled vehicle for repairability.</li> <li>b. Repairs disabled vehicle, when possible.</li> <li>c. Reports vehicle status to convoy commander using analog and/or digital communications.</li> <li>d. Tows disabled vehicle to applicable maintenance facility or destination based on convoy commander's instructions.</li> </ul>		

TASK STEPS AND PERFORMANCE MEASURES	GO	NO GO
<p>*8. Convoy commander monitors unit crossing RP.</p> <p>a. Verifies that lead vehicle has crossed RP at specified time.</p> <p>b. Verifies the vehicles that have crossed RP.</p> <p>c. Forwards SITREP to higher HQ staff element using analog and/or digital communications.</p>		

TASK PERFORMANCE/EVALUATION SUMMARY BLOCK							
ITERATION	1	2	3	4	5	M	TOTAL
TOTAL TASK STEPS EVALUATED							
TOTAL TASK STEPS "GO"							
TRAINING STATUS "GO/NO GO"							

“\*” indicates a leader task step.

**SUPPORTING INDIVIDUAL TASKS: NONE**

**OPFOR TASKS AND STANDARDS: NONE**



TASK STEPS AND PERFORMANCE MEASURES	GO	NO GO
<p>d. Coordinates with PSA officials to verify SPOE movement schedules, procedures, and requirements.</p> <p>e. Briefs team leaders on SPOE movement schedules, procedures, and requirements.</p> <p>f. Briefs UMO on POC for maintenance support.</p> <p>g. Directs team to offload and inspect equipment arriving by rail.</p> <p>h. Coordinates with PSA to identify number of supercargoes authorized and POC for supercargoes.</p> <p>i. Coordinates with supercargoes to ensure they are prepared for sea movement, to include proper orders and equipment.</p> <p>j. Briefs supercargoes on boarding schedule, responsibilities, and POC during sea movement.</p> <p>k. Conducts acceptance inspection of vehicles, equipment, and cargo with PSA officials.</p> <p>l. Directs team to correct deficiencies noted during PSA acceptance inspection.</p> <p>m. Transfers custody of vehicles, equipment, and cargo to SPOE officials.</p> <p>n. Briefs the higher HQ commander or designated representative on status of SPOE activities.</p> <p>2. Supercargoes representative performs SPOE activities.</p> <p>a. Reports to port commander's representative IAW UMO's instructions.</p> <p>b. Performs SPOE activities IAW port commander's instructions.</p> <p>c. Coordinates with vessel POC for instructions on responsibilities and accommodations.</p> <p>d. Loads baggage IAW instructions from vessel POC.</p>		



TASK STEPS AND PERFORMANCE MEASURES	GO	NO GO
<p>e. Boards ship IAW instructions from vessel POC.</p> <p>f. Employs safety procedures.</p> <p>*3. UMO coordinates SPOE activities.</p> <p>    a. Coordinates with PSA officials to verify loading sequence of vehicles and equipment (ship stow plan).</p> <p>    b. Monitors PSA acceptance inspection of vehicles and cargo to determine deficiencies.</p> <p>    c. Coordinates with maintenance support POC for disposition of excess fuel, POL products, and maintenance support, as necessary.</p> <p>    d. Inspects military shipping labels and markings on vehicles and equipment for compliance with Deployment SOP and PSA officials' instructions.</p> <p>    e. Coordinates with PSA officials to correct deficiencies in military shipping labels and markings on vehicles and equipment.</p> <p>    f. Briefs commander and/or SPOE Team OIC on status of SPOE activities.</p> <p>*4. UMO coordinates rail offloading.</p> <p>    a. Coordinates with PSA officials and intermediate command UMO for rail offloading schedule and requirements.</p> <p>    b. Designates personnel to assist in rail offloading activities.</p> <p>    c. Briefs personnel designated to perform rail offloading activities on schedule and requirements.</p> <p>    d. Supervises rail offloading activities.</p> <p>    e. Assumes custody of equipment deployed by rail by signing appropriate shipping documents.</p> <p>    f. Notifies SPOE Team leaders equipment deployed by rail has arrived in the MA.</p> <p>    g. Briefs commander/SPOE Team OIC on status of rail offloading activities.</p>		

TASK STEPS AND PERFORMANCE MEASURES	GO	NO GO
<p>5. SPOE Team performs rail offloading operations.</p> <ul style="list-style-type: none"> <li>a. Reports to the railhead IAW UMO's instructions.</li> <li>b. Offloads equipment from railcars IAW PSA officials' instructions.</li> <li>c. Moves equipment to SPOE MA IAW PSA officials' instructions.</li> <li>d. Employs safety procedures.</li> <li>e. Employs environmental stewardship protection program procedures.</li> </ul> <p>6. SPOE Team performs SPOE MA maintenance.</p> <ul style="list-style-type: none"> <li>a. Performs after operation PMCS IAW Deployment SOP and appropriate TM.</li> <li>b. Notifies supervisor of maintenance problems beyond operator's capability.</li> <li>c. Checks vehicles, cargo, and personal gear for completeness, damage, proper markings, and compliance with loading plans.</li> <li>d. Conducts final preparation of vehicles and equipment IAW Deployment SOP.</li> <li>e. Adjusts vehicle fuel levels IAW Movement Plan and PSA officials' instructions.</li> <li>f. Turns in excess fuel and POL products IAW UMO's instructions.</li> <li>g. Verifies placement of placards, labels, and certification documents on hazardous material IAW Deployment SOP, Movement Plan, and PSA officials' instructions.</li> <li>h. Corrects deficiencies on vehicles, cargo, and personal gear IAW company leader's instructions.</li> <li>i. Moves to SPOE SA, as directed.</li> </ul>		

TASK STEPS AND PERFORMANCE MEASURES	GO	NO GO
<p>j. Employs safety procedures.</p> <p>k. Employs environmental stewardship protection program procedures.</p> <p>*7. SPOE Team leaders supervise final preparation of vehicles, equipment, cargo, and personal gear for deployment.</p> <p>a. Inspect military shipping labels and markings on vehicles, cargo and equipment for compliance with Deployment SOP, port call message and UMO's instructions.</p> <p>b. Inspect vehicles and cargo to ensure deficiencies noted during acceptance inspection have been corrected.</p> <p>c. Coordinate maintenance assistance with Commander and/or SPOE Team OIC.</p> <p>d. Enforce safety procedures.</p> <p>e. Enforce environmental stewardship protection program procedures.</p> <p>8. SPOE Team performs final preparation of vehicles, equipment, cargo, and personal gear for deployment.</p> <p>a. Moves vehicles and equipment to SPOE SA, as directed.</p> <p>b. Stages vehicles for loading IAW UMO's and PSA officials' instructions.</p> <p>c. Corrects deficiencies in military shipping labels and markings on vehicles and equipment IAW UMO's instructions.</p> <p>d. Drives vehicles to call forward area, as directed by PSA officials.</p> <p>e. Employs safety procedures.</p> <p>f. Employs environmental stewardship protection program procedures.</p>		

TASK STEPS AND PERFORMANCE MEASURES	GO	NO GO
<p>*9. UMO updates transportation documentation.</p> <ul style="list-style-type: none"> <li>a. Verifies DEL by conducting physical inspection of equipment.</li> <li>b. Updates DEL, as required.</li> <li>c. Verifies the presence of supercargoes by conducting roll call.</li> <li>d. Updates supercargo manifest, as required.</li> </ul> <p>10. SPOE Team returns to unit area.</p> <ul style="list-style-type: none"> <li>a. Assembles personnel for return to unit area IAW SPOE Team OIC's instructions.</li> <li>b. Reports to transportation loading area IAW SPOE Team OIC's instructions.</li> <li>c. Loads baggage on vehicles IAW SPOE Team OIC's instructions.</li> <li>d. Boards transportation to return to unit IAW SPOE Team OIC's instructions.</li> </ul>		

TASK PERFORMANCE/EVALUATION SUMMARY BLOCK							
ITERATION	1	2	3	4	5	M	TOTAL
TOTAL TASK STEPS EVALUATED							
TOTAL TASK STEPS "GO"							
TRAINING STATUS "GO/NO GO"							

“\*” indicates a leader task step.

**SUPPORTING INDIVIDUAL TASKS: NONE**

**SUPPORTING COLLECTIVE TASKS: NONE**

**OPFOR TASKS AND STANDARDS: NONE**



TASK STEPS AND PERFORMANCE MEASURES	GO	NO GO
<p>d. Briefs unit on APOE duties and responsibilities based on UMC, DACG, and/or supporting installation officials' instructions.</p> <p>e. Directs unit to conduct final preparation of deploying vehicles and equipment IAW deployment SOP and DOD Directive 4500.9.</p> <p>f. Conducts acceptance inspection of vehicles and equipment with DACG officials at the alert holding area.</p> <p>g. Directs unit to correct deficiencies noted during acceptance inspection.</p> <p>h. Transfers custody of equipment and cargo to DACG officials IAW Deployment SOP.</p> <p>i. Briefs the higher HQ commander on status of APOE activities.</p> <p>*2. UMO supervises APOE activities.</p> <p>a. Coordinates with DACG and/or supporting installation officials for transportation, maintenance, logistics, and other support using analog and/or digital communications, as required.</p> <p>b. Coordinates with DACG officials to verify APOE movement schedules, procedures, and requirements using analog and/or digital communications.</p> <p>c. Coordinates with S4 representative to ensure adequate shoring, dunnage, and floor protection are on hand and readily available for loading using analog and/or digital communications.</p> <p>d. Verifies unit vehicles, equipment, cargo, and secondary loads are properly marked and prepared for airlift IAW TALCE/DACG instructions.</p> <p>e. Coordinates with DACG to verify loading sequence of vehicles and equipment using analog and/or digital communications.</p> <p>f. Verifies that deficiencies noted during DACG acceptance inspection have been corrected.</p> <p>g. Verifies the presence of all manifested personnel by conducting roll call.</p> <p>h. Provides verified personnel and cargo manifest to DACG at the alert holding area.</p>		

TASK STEPS AND PERFORMANCE MEASURES	GO	NO GO
<p>i. Provides load teams to load and tie down unit equipment under supervision of the DACG or loadmaster.</p> <p>*3. Unit leaders supervise final preparation of vehicles, equipment, cargo, and personal gear for deployment.</p> <p>a. Inspect vehicles, equipment, cargo, and personal gear for completeness, damage, and compliance with loading plans IAW MA Plan.</p> <p>b. Inspect vehicles, equipment, cargo, and personal gear for proper marking and documentation IAW MA Plan.</p> <p>c. Inspect vehicles and cargo to ensure deficiencies noted during acceptance inspection have been corrected.</p> <p>d. Coordinate with the UMO for maintenance assistance, as required.</p> <p>e. Enforce safety procedures IAW TSOP and applicable publications.</p> <p>f. Enforce environmental stewardship protection program procedures.</p> <p>4. Unit performs APOE MA activities.</p> <p>a. Performs after operations PMCS IAW Deployment SOP and appropriate TMs.</p> <p>b. Notifies supervisor of maintenance problems beyond operator's capability to repair.</p> <p>c. Conducts final preparation of vehicles and equipment IAW DOD Directive 4500.9 and UMO's instructions.</p> <p>d. Adjusts vehicle fuel levels IAW TM 38-250 and UMO's instructions.</p> <p>e. Turns in excess fuel IAW UMO/NCO's instructions.</p> <p>f. Corrects deficiencies on vehicles, cargo, and personal gear IAW unit leaders' instructions.</p> <p>g. Corrects deficiencies on placement of placards, labels, and certification documents on hazardous material IAW Deployment SOP, Movement Plan, TM 38-250, and UMO's instructions.</p>		

TASK STEPS AND PERFORMANCE MEASURES	GO	NO GO
<p>h. Moves to APOE alert holding area, as directed.</p> <p>i. Employs safety procedures IAW TSOP and applicable publications.</p> <p>j. Employs environmental stewardship protection program procedures.</p> <p>5. Unit performs APOE alert holding area activities.</p> <p>a. Corrects deficiencies in shipping documents, markings, custom labels, and decontamination tags on vehicles and equipment IAW Deployment SOP and UMO's instructions.</p> <p>b. Drives vehicles to call forward area, as directed.</p> <p>6. Unit performs APOE passenger activities.</p> <p>a. Reports to designated location for DACG safety and anti-terrorism briefing IAW UMO's instructions.</p> <p>b. Provides baggage detail, as directed, to load unit baggage on aircraft.</p> <p>c. Completes security screen IAW DACG officials' instructions.</p> <p>d. Boards aircraft IAW loadmaster's instructions.</p>		

TASK PERFORMANCE/EVALUATION SUMMARY BLOCK							
ITERATION	1	2	3	4	5	M	TOTAL
TOTAL TASK STEPS EVALUATED							
TOTAL TASK STEPS "GO"							
TRAINING STATUS "GO/NO GO"							

“\*” indicates a leader task step.

**SUPPORTING INDIVIDUAL TASKS: NONE**

**SUPPORTING COLLECTIVE TASKS: NONE**

**OPFOR TASKS AND STANDARDS: NONE**



- ELEMENTS:** Company Headquarters  
 Supply Platoon Headquarters  
 Stock Control Section  
 Storage and Issue Section  
 Shop Supply and RX Section  
 Production Control Section  
 Quality Control Section  
 Shop Platoon Headquarters  
 Machinery Repair Section  
 Electrical Repair Section  
 Hull Repair Platoon Headquarters  
 Hull Repair Section  
 88 Landing Craft Utility Crew  
 Barge Crew

**TASK:** Perform Aerial Port of Debarkation Activities for Deployment (63-2-4811)  
 (FM 100-17, FM 3-100.4, FM 55-10, FM 55-65, FM 55-9, TM 38-250)

<b>ITERATION</b>	1	2	3	4	5	M	(circle)
------------------	---	---	---	---	---	---	----------

<b>COMMANDER/LEADER ASSESSMENT</b>	T	P	U	(circle)
------------------------------------	---	---	---	----------

**CONDITIONS:** Aircraft carrying main body lands at the APOD. The battalion has advance party personnel at the APOD to assist the unit in APOD activities. Representatives from the battalion advance party and AACG meet the aircraft. AACG officials have requested that unit personnel assist in offloading vehicles and equipment. The AACG has designated a holding area and an MA for the unit to complete APOD activities. Transportation is available to move the unit to the MA, SPOD, and theater staging base. The commander has designated an OIC/NCOIC and equipment reception team to travel to the SPOD and receive unit vehicles and equipment deployed by ship. The deployment SOP is available. The unit has analog and/or digital communications with higher HQ. APOD activities are performed under all day or night environmental conditions.

**NOTE:** The equipment reception team is an ad hoc group of personnel designated by the unit commander to receive the unit's equipment once it arrives at the port.

**NOTE:** All references to the equipment reception team and SPOD do not apply to the IBCT. Some iterations of this task should be performed in MOPP4.

**TASK STANDARDS:** APOD activities are performed IAW deployment SOP, AACG officials, and commander's instructions.

TASK STEPS AND PERFORMANCE MEASURES	GO	NO GO
<p>*1. Commander coordinates arrival of personnel.</p> <ul style="list-style-type: none"> <li>a. Coordinates with battalion advance party and PMCT officials upon arrival for location of holding and MAs, maintenance support, movement, security, and other special APOD requirements.</li> <li>b. Assembles unit in holding area.</li> <li>c. Directs unit leaders to establish security, as required.</li> <li>d. Coordinates with higher HQ representative or PMCT for transportation support to APOD MA, SPOD holding area, and TSB using analog and/or digital communications.</li> <li>e. Coordinates with S2/S3 representative for tactical intelligence, security requirements, and movement schedule using analog and/or digital communications.</li> <li>f. Briefs unit leaders on tactical situation, security requirements, movement schedule, and special APOD requirements.</li> <li>g. Directs unit leaders to establish security IAW S2/S3's instructions.</li> <li>h. Directs unit leaders to prepare unit for movement TSB.</li> </ul> <p>*2. UMO supervises unit movement activities at APOD.</p> <ul style="list-style-type: none"> <li>a. Coordinates with AACG for offloading and movement schedules using analog and/or digital communications.</li> <li>b. Briefs unit leaders on offloading and movement schedules.</li> <li>c. Provides AACG, supporting installation officials, and S2/S3 representative a copy of DEL.</li> <li>d. Coordinates with S4 representatives for fuel and supplies for road movements.</li> <li>e. Coordinates with S2/S3 representatives for convoy routes, maps, and timetable for road movements to SPOD and TSB.</li> <li>f. Briefs commander on APOD activities.</li> </ul>		

TASK STEPS AND PERFORMANCE MEASURES	GO	NO GO
<p>*3. Unit leaders supervise unit activities at APOD.</p> <ul style="list-style-type: none"> <li>a. Inspect personnel, weapons, sensitive items, and MOPP gear for accountability as they exit aircraft.</li> <li>b. Brief personnel on location of holding and MA, movement requirements, and special APOD requirements.</li> <li>c. Establish security IAW commander's instructions.</li> <li>d. Designate personnel to assist in offloading aircraft, as required.</li> <li>e. Inspect personnel and personal gear at the holding area and MA to ensure all personnel have arrived with required personal gear and baggage.</li> <li>f. Brief commander on unit activities at APOD.</li> <li>g. Enforce safety procedures IAW TSOP and applicable publications.</li> <li>h. Enforce environmental stewardship protection program procedures.</li> </ul> <p>4. Unit HQ prepares soldiers for movement to TSB.</p> <p>NOTE: This task step does not apply to the IBCT.</p> <ul style="list-style-type: none"> <li>a. Issues individual supplies as needed, such as ammunition, food, water, health, and comfort items.</li> <li>b. Coordinates with the AACG for life support for unit personnel in the transit holding area, as needed.</li> <li>c. Maintains daily personnel accountability.</li> </ul> <p>5. Main Body performs unit activities at the APOD.</p> <ul style="list-style-type: none"> <li>a. Disembarks aircraft IAW loadmaster's instructions.</li> <li>b. Assembles in APOD holding area, as directed.</li> <li>c. Performs offloading activities IAW AACG officials and loadmaster's instructions.</li> </ul>		

TASK STEPS AND PERFORMANCE MEASURES	GO	NO GO
<p>d. Performs security functions, as directed.</p> <p>e. Moves to APOD MA IAW commander's instructions.</p> <p>f. Performs security functions, as directed.</p> <p>g. Inspects vehicles and equipment to ensure all equipment is offloaded and serviceable.</p> <p>h. Notifies unit leaders of vehicle and/or equipment deficiencies that cannot be corrected.</p> <p>i. Reconfigures vehicles and cargo for road movement, if necessary.</p> <p>j. Loads baggage on transportation for movement to SPOD holding area (equipment reception team) or TSB (main body), as directed.</p> <p>k. Boards transportation for movement to SPOD holding area or TSB, as directed.</p> <p>l. Fuels vehicles for convoy to TSB, if appropriate.</p> <p>m. Employs safety procedures IAW TSOP and applicable publications.</p> <p>n. Employs environmental stewardship protection program procedures.</p>		

TASK PERFORMANCE/EVALUATION SUMMARY BLOCK							
ITERATION	1	2	3	4	5	M	TOTAL
TOTAL TASK STEPS EVALUATED							
TOTAL TASK STEPS "GO"							
TRAINING STATUS "GO/NO GO"							

“\*” indicates a leader task step.

**SUPPORTING INDIVIDUAL TASKS: NONE**

**SUPPORTING COLLECTIVE TASKS: NONE**

**OPFOR TASKS AND STANDARDS: NONE**

- ELEMENTS:** Company Headquarters  
Supply Platoon Headquarters  
Stock Control Section  
Storage and Issue Section  
Shop Supply and RX Section  
Production Control Section  
Quality Control Section  
Shop Platoon Headquarters  
Machinery Repair Section  
Electrical Repair Section  
Hull Repair Platoon Headquarters  
Hull Repair Section  
88 Landing Craft Utility Crew  
Barge Crew

**TASK:** Perform Sea Port of Debarkation Activities for Deployment (63-2-4812)  
(FM 55-65, FM 100-17, FM 3-100.4, FM 3-4, FM 55-10, TM 55-2200-001-12)

**ITERATION**                                    1        2        3        4        5        M        (circle)

**COMMANDER/LEADER ASSESSMENT**    T        P        U        (circle)

**CONDITIONS:** Unit equipment and supercargoes have arrived at the SPOD. The commander has designated an OIC/NCOIC to accompany the ERT to the SPOD holding area. The ERT has been trained and briefed on duties and responsibilities. The battalion HQ has deployed and the battalion commander and or representatives from the staff are located in the SPOD. A rail loading team chief and rail loading team has been designated and trained. Transportation support is available. Foreign nation or MP security is provided. The PSA has designated an area for equipment to be inventoried and inspected as it is offloaded. Life support is provided at the PSA. Rail and road MA have been designated for the unit to complete SPOD activities and prepare for movement to the TSB. Sufficient railcars and vehicles are available to move the unit to the theater TSB. The unit's main body is located in the TSB. The deployment SOP is available. SPOD activities are performed under all day or night environmental conditions. Some iterations of this task should be performed in MOPP4.

**TASK STANDARDS:** SPOD activities are performed IAW Deployment SOP and PSA officials and commander's guidance.

<b>TASK STEPS AND PERFORMANCE MEASURES</b>	<b>GO</b>	<b>NO GO</b>
*1. OIC/NCOIC of the equipment reception team directs unit activities at the SPOD.  a. Coordinates with higher HQ staff personnel and/or PSA and PMCT officials upon arrival for location of holding and MA, maintenance, logistics, and movement support and security, and other special SPOD requirements.  b. Coordinates with S4 and/or PSA officials for life support for unit personnel while at the SPOD.		

TASK STEPS AND PERFORMANCE MEASURES	GO	NO GO
<p>c. Identifies amount of PREPO materiel required by the unit, as applicable.</p> <p>d. Assembles equipment reception team in holding area.</p> <p>e. Conducts acceptance inspection with PSA officials.</p> <p>f. Notifies battalion commander and S4 representative of missing or damaged equipment.</p> <p>g. Assumes custody of equipment and cargo IAW S4 representative and PSA officials' instructions.</p> <p>h. Coordinates with S4 representative for transportation support to TSB, if required.</p> <p>i. Coordinates with S2/S3 and MCT for movement schedules to the TSB.</p> <p>j. Verifies arrival, morale, and welfare of supercargoes.</p> <p>k. Reestablishes accountability and responsibility for supercargoes.</p> <p>l. Directs convoy and rail loading parties to proceed to rail loading or road convoy MA IAW S2/S3 and MCT movement instructions.</p> <p>m. Monitors preparation of equipment for road convoy or rail movement to ensure compliance with TSOP.</p> <p>n. Briefs unit leaders on SPOD requirements.</p> <p>o. Advises unit commander and battalion representative on SPOD activities, as required.</p> <p>*2. UMO supervises unit activities at SPOD.</p> <p>a. Coordinates with S4 representative to identify off-loading schedules, location of holding areas and marshalling areas, location of PREPO vehicles and materiel, availability and location of BBPCT, and other SPOD information, as required</p> <p>b. Briefs personnel on off-loading schedules, drawing PREPO vehicles and materiel, special SPOD requirements, and location of MA.</p>		

TASK STEPS AND PERFORMANCE MEASURES	GO	NO GO
<p>c. Coordinates with S2/S3 representative to identify equipment, loading times and sites, and unit loading requirements to prepare designated equipment for rail movement to TSB.</p> <p>d. Coordinates with S2/S3 representatives for convoy routes, maps, tactical intelligence, and timetable for road move to TSB.</p> <p>e. Coordinates with S4 representatives for fuel, ammunition, and supplies for road move to TSB.</p> <p>f. Provides rail-loading plan to rail loading team chief.</p> <p>g. Monitors rail loading procedures to ensure compliance with MCT's instructions.</p> <p>h. Monitors preparation of equipment for road convoy to ensure compliance with TSOP.</p> <p>i. Briefs equipment reception party on rail-loading and convoy requirements.</p> <p>j. Briefs commander on SPOD activities.</p> <p>k. Enforces safety procedures.</p> <p>l. Enforces environmental stewardship protection program procedures.</p> <p>3. Supercargoes perform SPOD activities.</p> <p>a. Disembark ship IAW vessel POC's instructions.</p> <p>b. Report to equipment reception team OIC/NCOIC for instructions.</p> <p>4. Equipment reception team performs equipment reception activities.</p> <p>a. Offloads vehicles IAW PSA officials' instructions.</p> <p>b. Inspects equipment to ensure all equipment is operational.</p> <p>c. Moves vehicles and materiel from PREPO locations to rail or convoy MAs.</p> <p>d. Moves unit vehicles and cargo to SPOD rail or convoy MAs.</p>		

TASK STEPS AND PERFORMANCE MEASURES	GO	NO GO
<p>e. Performs before operations PMCS on all vehicles and equipment.</p> <p>f. Corrects all vehicle and equipment discrepancies within the operator's capabilities IAW applicable TM.</p> <p>g. Reports all deficiencies beyond operator's capability to immediate supervisor.</p> <p>h. Reconfigures vehicles and cargo for road movement, if necessary.</p> <p>i. Fuels vehicles for convoy to TSB, if appropriate.</p> <p>j. Draws weapons, ammunition, and other tactical supplies from S4 representative, if necessary.</p> <p>k. Notifies UMO that vehicles are offloaded and operational.</p> <p>l. Employs safety procedures.</p> <p>m. Employs environmental stewardship protection program procedures.</p> <p>*5. Rail loading team chief supervises rail-loading activities.</p> <p>a. Coordinates with UMO for rail-loading plans.</p> <p>b. Coordinates with UMO to identify special rail-loading requirements.</p> <p>c. Verifies the presence of all rail guards by conducting roll call.</p> <p>d. Verifies the presence of manifested vehicles and equipment by conducting physical inventory.</p> <p>e. Provides a copy of the personnel and cargo manifest to conductor.</p> <p>f. Notifies commander when rail loading is completed.</p> <p>g. Enforces safety procedures.</p>		



TASK STEPS AND PERFORMANCE MEASURES	GO	NO GO
<p>6. Rail loading team performs rail-loading.</p> <p style="padding-left: 40px;">a. Stages vehicles IAW rail-loading plan.</p> <p style="padding-left: 40px;">b. Loads vehicles and equipment on railcars IAW rail-loading plan and UMO's instructions.</p> <p style="padding-left: 40px;">c. Secures vehicles and equipment IAW rail-loading plan and UMO's instructions.</p> <p style="padding-left: 40px;">d. Notifies rail-loading Team Chief when rail loading is completed.</p> <p style="padding-left: 40px;">e. Employs safety procedures.</p>		

TASK PERFORMANCE/EVALUATION SUMMARY BLOCK							
ITERATION	1	2	3	4	5	M	TOTAL
TOTAL TASK STEPS EVALUATED							
TOTAL TASK STEPS "GO"							
TRAINING STATUS "GO/NO GO"							

“\*” indicates a leader task step.

**SUPPORTING INDIVIDUAL TASKS: NONE**

**SUPPORTING COLLECTIVE TASKS: NONE**

**OPFOR TASKS AND STANDARDS: NONE**

- ELEMENTS:** Company Headquarters  
 Supply Platoon Headquarters  
 Stock Control Section  
 Storage and Issue Section  
 Shop Supply and RX Section  
 Production Control Section  
 Quality Control Section  
 Shop Platoon Headquarters  
 Machinery Repair Section  
 Electrical Repair Section  
 Hull Repair Platoon Headquarters  
 Hull Repair Section  
 88 Landing Craft Utility Crew  
 Barge Crew

**TASK:** Prepare Equipment Reception Team for Tactical Road March (63-2-4813)  
 (FM 100-17, FM 3-4, FM 3-5, FM 55-30)

**ITERATION** 1 2 3 4 5 M (circle)

**COMMANDER/LEADER ASSESSMENT** T P U (circle)

**CONDITIONS:** The unit has received a movement order from S2/S3 to move from the SPOD marshalling area to TSB or TAA. The unit's vehicles have been offloaded from ocean going vessels and are operational. The unit performs PMCS and obtains fuel support from the PSA. Movement can occur in a field or MOUT environment. The MCT has provided routes of march and a movement schedule. The S2/S3 Section has accomplished area reconnaissance and coordination for fire support and medical evacuation support. The higher HQ and unit TSOPs are available. The unit convoy, march, and serial commanders have been designated, as appropriate. Strip maps are provided by higher HQ staff element. Some iterations of this task should be performed in MOPP4.

**TASK STANDARDS:** Equipment Reception Team is ready to cross SP NLT time prescribed in movement order. At MOPP level 4, performance degradation factors increase preparation time.

TASK STEPS AND PERFORMANCE MEASURES	GO	NO GO
1. Equipment Reception Team prepares vehicles and equipment. <ul style="list-style-type: none"> <li>a. Removes all unit identification markings on vehicles.</li> <li>b. Covers all reflective surfaces of all vehicles or cargo with available materials.</li> <li>c. Hardens all vehicles using sandbags and/or other authorized materials.</li> <li>d. Places antennas at lowest height.</li> </ul>		

TASK STEPS AND PERFORMANCE MEASURES	GO	NO GO
<p>e. Turns radio volume and squelch to lowest operational setting consistent with operational requirements.</p> <p>f. Sets squelch setting "on" and call-light "off" when operating at night.</p> <p>g. Attaches RF tags to vehicles, as available, IAW local directives.</p> <p>*2. Convoy commander and leaders organize convoy.</p> <p>a. Assign vehicle positions with the heavier, slower vehicles placed first.</p> <p>b. Assign control vehicles in convoy without setting a pattern.</p> <p>NOTE: Convoy commander assigns FBCB2 or MTS equipped vehicles as control vehicles, if available.</p> <p>c. Assign recovery vehicle(s) positions where they can move to disabled vehicles without disrupting convoy movement.</p> <p>d. Assign hardened vehicle(s) with crew-served weapons interspersed throughout the convoy.</p> <p>e. Assign passenger locations where all unit personnel have a position and semi-automatic and automatic weapons are alternated throughout the convoy to cover front, rear, and flanks.</p> <p>f. Assign soldiers to air guard duties with specific search sectors covering 360 degrees.</p> <p>g. Assign sufficient number of recovery vehicles and mechanics to assign to trail party element.</p> <p>h. Provide vehicle position listing with locations of all vehicles to the trail party leader.</p> <p>i. Open radio net(s) as specified in the movement order.</p>		

TASK STEPS AND PERFORMANCE MEASURES	GO	NO GO
<p>*3. Convoy commander and leaders conduct premovement inspections.</p> <ul style="list-style-type: none"> <li>a. Inspect personnel and their equipment for compliance with commander's guidance, movement order, and TSOP.</li> <li>b. Inspect organizational equipment for accountability and serviceability.</li> <li>c. Inspect vehicles, trailers, and loads for serviceability, proper stowing, and security.</li> <li>d. Forward personnel and equipment status to commander and higher HQ staff element.</li> </ul> <p>NOTE: Convoy commander forwards status reports using FBCB2 or MTS, if equipped.</p> <p>*4. Convoy commander conducts briefings for convoy personnel.</p> <ul style="list-style-type: none"> <li>a. Provides analog or digital strip maps to each vehicle driver, as applicable.</li> <li>b. Briefs convoy chain of command.</li> <li>c. Briefs convoy route.</li> <li>d. Prescribes the rate of march and catch-up speeds.</li> <li>e. Briefs vehicle intervals.</li> <li>f. Identifies scheduled halts, to include convoy support centers.</li> <li>g. Briefs safety, accident, and breakdown procedures.</li> <li>h. Briefs immediate action security measures.</li> <li>i. Briefs blackout condition procedures.</li> <li>j. Identifies location of medical support.</li> <li>k. Identifies location of maintenance support.</li> </ul>		

TASK STEPS AND PERFORMANCE MEASURES	GO	NO GO
l. Provides location and identification of destination.  m. Briefs arm/hand signals.  n. Briefs radio frequencies and call signs for control personnel, fire support elements, and medical evacuation support.  5. Equipment Reception Team prepares to cross SP.  a. Positions all vehicles IAW convoy commander's instructions.  b. Clears all individual and crew-served weapons.  c. Posts air guards in positions designated by convoy commander.  d. Posts security guards to maintain 360-degree surveillance.  e. Forwards movement readiness report to S2/S3 Section.  NOTE: Team leader forwards reports using FBCB2, if equipped.		

TASK PERFORMANCE/EVALUATION SUMMARY BLOCK							
ITERATION	1	2	3	4	5	M	TOTAL
TOTAL TASK STEPS EVALUATED							
TOTAL TASK STEPS "GO"							
TRAINING STATUS "GO/NO GO"							

“\*” indicates a leader task step.

**SUPPORTING COLLECTIVE TASKS:** NONE

**OPFOR TASKS AND STANDARDS:** NONE



TASK STEPS AND PERFORMANCE MEASURES	GO	NO GO
<p>g. Forwards list of personnel redeploying as individuals using analog and/or digital communications.</p> <p>h. Directs personnel to complete personnel and administrative requirements for redeployment.</p> <p>i. Approves or disapproves award and decoration recommendations, as appropriate.</p> <p>j. Coordinates with S1 for personnel and administrative support using analog and/or digital communications, as required.</p> <p>k. Briefs higher HQ commander on status of personnel and administrative actions.</p> <p>2. Unit HQ supervises redeployment personnel and administrative actions.</p> <p>a. Develops unit personnel and administrative processing schedule based on the redeployment movement plan, S1 SRP schedule processing, and commander's guidance.</p> <p>b. Distributes unit personnel and administrative processing schedule to platoons and sections.</p> <p>c. Monitors personnel and administrative processing to ensure personnel complete actions IAW schedule.</p> <p>d. Verifies redeployment records are updated prior to soldier's departure from theater.</p> <p>3. Unit HQ performs personnel redeployment processing functions.</p> <p>a. Identifies COA for soldiers not eligible for redeployment, to include temporary gaining command, transfer procedures, and administrative requirements.</p> <p>b. Provides list of soldiers eligible for redeployment and those scheduled to return as individuals.</p> <p>c. Provides redeploying soldiers medical, dental, and personnel records for redeployment processing.</p> <p>d. Provides necessary forms to unit personnel for redeployment processing.</p>		

TASK STEPS AND PERFORMANCE MEASURES	GO	NO GO
<p>e. Dispatches all soldier's updated records back to the unit's home station before the soldier departs.</p> <p>f. Sends records to home station on different conveyance as soldiers.</p> <p>g. Completes personnel and administrative requirements for deployment IAW higher HQ directives.</p> <p>h. Prepares tentative passenger manifest.</p> <p>i. Processes recommendations for decorations and awards IAW commander's instructions.</p> <p>j. Coordinates with the S1 Section for personnel and administrative support using analog and/or digital communications, as required.</p> <p>k. Inputs status changes and other actions to pay and personnel systems.</p> <p>l. Coordinates with the S1 Section for personnel and administrative support using analog and/or digital communications, as required.</p> <p>m. Briefs commander on personnel and administrative actions, as required.</p> <p>*4. Unit leaders supervise personnel and administrative actions.</p> <p>a. Direct personnel to complete personnel and administrative actions, as required.</p> <p>b. Monitor personnel and administrative processing to ensure personnel complete actions IAW schedule.</p> <p>c. Submit performance reports, award and decoration recommendations, and other personnel actions to the commander for approval/certification, as required.</p> <p>d. Coordinate with unit HQ for personnel and administrative support, as required.</p>		



TASK STEPS AND PERFORMANCE MEASURES	GO	NO GO
e. Submit records and reports to unit HQ IAW the Redeployment Movement Plan and commander's instructions using analog and/or digital communications.  f. Brief commander on personnel and administrative actions.  g. Brief personnel on personnel and administrative requirements.		

TASK PERFORMANCE/EVALUATION SUMMARY BLOCK							
ITERATION	1	2	3	4	5	M	TOTAL
TOTAL TASK STEPS EVALUATED							
TOTAL TASK STEPS "GO"							
TRAINING STATUS "GO/NO GO"							

“\*” indicates a leader task step.

**SUPPORTING INDIVIDUAL TASKS: NONE**

**SUPPORTING COLLECTIVE TASKS: NONE**

**OPFOR TASKS AND STANDARDS: NONE**

- ELEMENTS:** Company Headquarters  
Supply Platoon Headquarters  
Shop Platoon Headquarters  
Hull Repair Platoon Headquarters

**TASK:** Perform Redeployment Training Activities (63-2-4815) (FM 100-17, AR 220-10, AR 350-1, AR 350-41, DOD 5030.49-R)

<b>ITERATION</b>	1	2	3	4	5	M	(circle)
<b>COMMANDER/LEADER ASSESSMENT</b>				T	P	U	(circle)

**CONDITIONS:** The unit is preparing for redeployment to home station. Sufficient time exists for the unit to conduct redeployment training. Training support is available to train unit personnel in customs and USDA clearance procedures, and other training requirements in support of follow on missions. Training is conducted in the TAA and/or RAA. The commander has designated a training officer and NCO. The Redeployment Movement Plan, higher HQ Redeployment OPORD, and training records are available. The unit has a trained officer and/or NCO appointed as UMO and alternate UMO. The unit is redeploying as part of a higher HQ redeployment. The unit has analog and/or digital communications with higher HQ. Redeployment training activities are performed under all day or night environmental conditions. This task should not be trained in MOPP4.

**TASK STANDARDS:** Redeployment training is accomplished IAW the training schedule and commander's guidance.

<b>TASK STEPS AND PERFORMANCE MEASURES</b>	<b>GO</b>	<b>NO GO</b>
*1. Commander directs redeployment training activities.  a. Identifies redeployment training requirements by reviewing the Redeployment Movement Plan and higher HQ Redeployment OPORD and in coordination with the higher HQ staff personnel.  b. Directs training officer to develop a unit training schedule to correct training deficiencies.  c. Designates personnel to receive redeployment training.  d. Briefs higher HQ commander on status of redeployment training.  e. Completes verification statement and checklists indicating the status of the unit.		

TASK STEPS AND PERFORMANCE MEASURES	GO	NO GO
<p>*2. Training Officer/NCO supervises redeployment training activities.</p> <p>a. Develops training schedule based on Redeployment OPORD, specialized training requirements identified by higher HQ, and commander's guidance, such as customs, USDA requirements, weapons control, and stress management.</p> <p>b. Coordinates with S2/S3 for training support using analog and/or digital communications, as required.</p> <p>c. Provides training schedule to S2/S3 Section and unit leaders, as appropriate.</p> <p>d. Provides stress control and family support reorientation briefings IAW higher HQ directives.</p> <p>e. Monitors training to ensure appropriate training is provided to personnel.</p> <p>f. Briefs commander on status of redeployment training.</p> <p>*3. Unit leaders perform redeployment training activities.</p> <p>a. Coordinate with UMO for required training support.</p> <p>b. Conduct training IAW training schedule, if required.</p> <p>c. Annotate training results on individual and team training records.</p>		

TASK PERFORMANCE/EVALUATION SUMMARY BLOCK							
ITERATION	1	2	3	4	5	M	TOTAL
TOTAL TASK STEPS EVALUATED							
TOTAL TASK STEPS "GO"							
TRAINING STATUS "GO/NO GO"							

“\*” indicates a leader task step.

**SUPPORTING COLLECTIVE TASKS: NONE**

**OPFOR TASKS AND STANDARDS: NONE**



TASK STEPS AND PERFORMANCE MEASURES	GO	NO GO
<p>e. Directs unit leaders to turn in vehicles, ammunition, supplies, and equipment to be left in-country.</p> <p>f. Directs unit leaders to provide supply and equipment requests to supply section.</p> <p>g. Directs supply section to turn-in excess supplies and equipment IAW TSOP and S4 Section's instructions.</p> <p>h. Inspects area and facilities to ensure excess vehicles, equipment, and supplies have been turned in.</p> <p>i. Briefs higher HQ commander and the higher HQ staff personnel on supply status, as required.</p> <p>2. Unit elements perform redeployment supply activities.</p> <p>a. Identify shortages of vehicles, supplies, and equipment by conducting inventories and reviewing DEL.</p> <p>b. Identify shortages of clothing and personal equipment by inventorying OCIE.</p> <p>c. Submit requests for vehicles, supplies, and equipment to supply section IAW TSOP and commander's instructions using analog and/or digital communications.</p> <p>d. Employ safety procedures IAW TSOP and applicable publications.</p> <p>e. Employ environmental stewardship protection program procedures.</p> <p>3. Unit HQ provides supply support.</p> <p>a. Provides a copy of the DEL to platoons and sections, as required.</p> <p>b. Submits request for supplies and equipment to S4 Section IAW TSOP using analog and/or digital communications.</p> <p>c. Coordinates with S4 Section to resolve, cancel or validate outstanding requisitions using analog and/or digital communications.</p>		

TASK STEPS AND PERFORMANCE MEASURES	GO	NO GO
<p>d. Submits changes of the "ship to" address to reflect home station address for all outstanding requisitions.</p> <p>e. Coordinates with commander or S4 Section for transportation and MHE support to turn in, pick up, issue, and/or pack ammunition, equipment, and supplies using analog and/or digital communications, if necessary.</p> <p>f. Coordinates with S4 for customs and USDA inspection schedule and procedures using analog and/or digital communications.</p> <p>g. Inspects issued vehicles and equipment for serviceability and completeness.</p> <p>h. Issues vehicles, equipment, and supplies to appropriate platoons/sections IAW TSOP and commander's instructions.</p> <p>i. Secures unissued supplies and equipment IAW TSOP.</p> <p>j. Turns in equipment, supplies, and hazardous material to designated facility, as appropriate.</p> <p>k. Briefs commander on supply status.</p>		

TASK PERFORMANCE/EVALUATION SUMMARY BLOCK							
ITERATION	1	2	3	4	5	M	TOTAL
TOTAL TASK STEPS EVALUATED							
TOTAL TASK STEPS "GO"							
TRAINING STATUS "GO/NO GO"							

“\*” indicates a leader task step.

**SUPPORTING INDIVIDUAL TASKS: NONE**

**SUPPORTING COLLECTIVE TASKS: NONE**

**OPFOR TASKS AND STANDARDS: NONE**

**ELEMENTS:** Company Headquarters  
 Supply Platoon Headquarters  
 Stock Control Section  
 Storage and Issue Section  
 Shop Supply and RX Section  
 Production Control Section  
 Quality Control Section  
 Shop Platoon Headquarters  
 Machinery Repair Section  
 Electrical Repair Section  
 Hull Repair Platoon Headquarters  
 Hull Repair Section  
 88 Landing Craft Utility Crew  
 Barge Crew

**TASK:** Perform Redeployment Maintenance Activities (63-2-4817)  
 (DA Pamphlet 738-750, AR 220-1, AR 700-138, AR 750-1,  
 DA Pamphlet 750-1, DOD 5030.49-R, FM 100-17, FM 3-100.4, FM 4-30.3)

<b>ITERATION</b>	1	2	3	4	5	M	(circle)
------------------	---	---	---	---	---	---	----------

<b>COMMANDER/LEADER ASSESSMENT</b>	T	P	U	(circle)
------------------------------------	---	---	---	----------

**CONDITIONS:** The unit is preparing for redeployment to home station. The commander has designated a motor officer. Required tools, equipment, repair parts, and personnel are available. MSTs are available in the TAA and RAA. The Maintenance SOP is available. The unit is redeploying as part of a higher HQ redeployment. The unit has analog and digital communications with higher HQ. Redeployment maintenance is performed under all day or night environmental conditions. This task should not be trained in MOPP4.

**TASK STANDARDS:** Redeployment maintenance is accomplished IAW the Maintenance SOP and commander's guidance.

TASK STEPS AND PERFORMANCE MEASURES	GO	NO GO
*1. Commander directs redeployment maintenance activities. <ul style="list-style-type: none"> <li>a. Identifies redeployment maintenance requirements IAW TA guidance.</li> <li>b. Monitors maintenance activities for compliance with the Maintenance SOP and commander's guidance.</li> <li>c. Approves the use of controlled exchange when required repair parts are not available.</li> <li>d. Checks MCSR for accuracy and completeness.</li> </ul>		

TASK STEPS AND PERFORMANCE MEASURES	GO	NO GO
<p>e. Forwards MCSR to the S4 Section using analog and/or digital communications.</p> <p>f. Coordinates with S4 for maintenance support using analog and/or digital communications, as required.</p> <p>g. Prioritizes repair of vehicles and equipment.</p> <p>h. Enforces safety procedures IAW TSOP and applicable publications.</p> <p>i. Enforces environmental stewardship protection program procedures.</p> <p>*2. Motor officer and/or motor sergeant supervise redeployment maintenance activities.</p> <p>a. Identify unit operational readiness levels by reviewing vehicle and equipment status reports, PMCS, and redeployment maintenance checks.</p> <p>b. Prepare MCSR IAW AR 220-1 and AR 700-138.</p> <p>c. Submit current MCSR to commander.</p> <p>d. Submit request for CRTs to commander, as required.</p> <p>e. Submit request for controlled exchanges to commander for approval.</p> <p>f. Designate unit maintenance personnel to assist MSTs IAW Maintenance SOP, S4 Section, and commander's instructions.</p> <p>g. Direct calibration of tools, if required.</p> <p>h. Verify PLL inventory by conducting spot checks.</p> <p>i. Verify completion of repairs by reviewing maintenance records.</p> <p>j. Coordinate with S4 Section to identify status of vehicles and equipment in support maintenance using analog and/or digital communications.</p>		



TASK STEPS AND PERFORMANCE MEASURES	GO	NO GO
<p>k. Coordinate with S4 Section for disposition instructions for nonrepairable vehicles using analog and/or digital communications.</p> <p>l. Brief the commander on maintenance status of vehicles and equipment, as required.</p> <p>m. Issue and/or reissues military drivers and equipment licenses to unit personnel, as needed.</p> <p>n. Enforce safety procedures IAW TSOP and applicable publications.</p> <p>o. Enforce environmental stewardship protection program procedures.</p> <p>3. Unit HQ performs organizational maintenance activities.</p> <p>a. Calibrates tools, as required.</p> <p>b. Inspects equipment IAW appropriate operator and organizational maintenance TMs.</p> <p>c. Records all deficiencies on equipment inspection worksheets.</p> <p>d. Corrects unit-level maintenance deficiencies.</p> <p>e. Forwards requests for DS maintenance to supporting maintenance facility using analog and/or digital communications.</p> <p>f. Requests required repair parts from PLL clerk.</p> <p>g. Repairs equipment IAW applicable TM(s).</p> <p>h. Requests approval for controlled exchange through motor officer when required repair parts are not available.</p> <p>i. Performs controlled exchange IAW the motor officer's or sergeant's instructions.</p> <p>j. Performs final inspection to ensure quality control of repairs.</p> <p>k. Conducts inventory of PLL to confirm shortages IAW PLL listing.</p>		

TASK STEPS AND PERFORMANCE MEASURES	GO	NO GO
<p>l. Submits request for PLL replenishment to motor sergeant, as required.</p> <p>m. Performs technical inspections of replacement equipment IAW appropriate TMs and manufacturer's instructions.</p> <p>n. Releases equipment to appropriate platoon or section.</p> <p>o. Employs safety procedures IAW TSOP and applicable publications.</p> <p>p. Employs environmental stewardship procedures.</p> <p>4. Unit HQ conducts transactions with CRTs.</p> <p>a. Identifies vehicles and equipment that require CRT support.</p> <p>b. Prepares required documentation for submission to CRT.</p> <p>c. Delivers vehicles and equipment to CRT.</p> <p>d. Picks up equipment from CRT upon notification repairs are completed.</p> <p>e. Notifies owning element to pick up vehicles and equipment.</p> <p>*5. Unit leaders supervise redeployment operator maintenance activities.</p> <p>a. Monitor performance of PMCS and redeployment maintenance for compliance with the Redeployment Movement Plan, Maintenance SOP, appropriate TM, and commander's guidance.</p> <p>b. Inspect vehicles, weapons, and equipment to ensure compliance with Maintenance SOP, appropriate TMs, and commander's guidance.</p> <p>c. Provide input for MCSR to motor officer, as required.</p> <p>d. Enforce safety procedures IAW TSOP and applicable publications.</p> <p>e. Enforce environmental stewardship protection program procedures.</p>		

TASK STEPS AND PERFORMANCE MEASURES	GO	NO GO
6. Unit performs redeployment operator maintenance. <ul style="list-style-type: none"> <li>a. Performs PMCS IAW appropriate TM(s).</li> <li>b. Notifies supervisor of maintenance problems beyond operator's capabilities.</li> <li>c. Employs safety procedures IAW TSOP and applicable publications.</li> <li>d. Employs environmental stewardship protection program procedures.</li> </ul>		

TASK PERFORMANCE/EVALUATION SUMMARY BLOCK							
ITERATION	1	2	3	4	5	M	TOTAL
TOTAL TASK STEPS EVALUATED							
TOTAL TASK STEPS "GO"							
TRAINING STATUS "GO/NO GO"							

“\*” indicates a leader task step.

**SUPPORTING COLLECTIVE TASKS: NONE**

**OPFOR TASKS AND STANDARDS: NONE**

- ELEMENTS:** Company Headquarters  
 Supply Platoon Headquarters  
 Stock Control Section  
 Storage and Issue Section  
 Shop Supply and RX Section  
 Production Control Section  
 Quality Control Section  
 Shop Platoon Headquarters  
 Machinery Repair Section  
 Electrical Repair Section  
 Hull Repair Platoon Headquarters  
 Hull Repair Section  
 88 Landing Craft Utility Crew  
 Barge Crew

**TASK:** Prepare Vehicles and Equipment for Redeployment (63-2-4818) (FM 100-17, AR 220-10, DOD Directive 4500.9, FM 3-100.4, FM 55-30, FM 55-9, TM 55-2200-001-12)

**ITERATION**                                    1        2        3        4        5        M        (circle)

**COMMANDER/LEADER ASSESSMENT**                                    T        P        U        (circle)

**CONDITIONS:** The unit receives a movement directive to redeploy to home station. Preparation of vehicles and equipment for redeployment is performed in the TAA and/or RAA and A/SPOE unit MA. A railhead is available. All personnel are present and have been trained on requirements for preparing vehicles and equipment for redeployment. Packing and Crating, Weighing and Loading, Vehicle and Equipment Cleaning, and Rail Loading Teams have been designated and trained. Transportation support, railcars, weighing scales, packing materials, MHE, shipping containers, inserts, pallets, and other equipment preparation and loading materials are available. The movement directive, Redeployment Movement Plan, and higher HQ Redeployment OPORD are available. The unit has a trained officer and/or NCO appointed as UMO and alternate UMO. The unit has analog and/or digital communications with higher HQ. The unit is redeploying as part of a higher HQ redeployment. Equipment preparation is performed under all day or night environmental conditions. This task should not be trained in MOPP4.

**TASK STANDARDS:** Vehicles and equipment are prepared for redeployment and loaded for movement to A/SPOE IAW the Redeployment Movement Plan and commander's guidance.

<b>TASK STEPS AND PERFORMANCE MEASURES</b>	<b>GO</b>	<b>NO GO</b>
*1. Commander directs vehicle and equipment preparation activities.  a. Identifies equipment and supplies to be redeployed based on movement directive, DEL, Movement Plan, redeployment OPORD, and commander's guidance.  b. Identifies personnel, equipment, and vehicles scheduled to move to the A/SPOE by road or rail by reviewing Movement Plan and higher HQ commander or S2/S3's guidance.		

TASK STEPS AND PERFORMANCE MEASURES	GO	NO GO
<p>c. Designates a unit MA.</p> <p>d. Coordinates with S2/S3 for USDA and customs contact team support using analog and/or digital communications.</p> <p>e. Coordinates with S4 for transportation support to A/SPOE using analog and/or digital communications, if necessary.</p> <p>f. Inspects area to ensure all excess vehicles, equipment, and supplies has been turned in.</p> <p>g. Notifies S2/S3 when vehicles and containers are loaded and ready to move using analog and/or digital communications.</p> <p>h. Enforces safety procedures IAW TSOP and publications.</p> <p>i. Monitors environmental stewardship protection program procedures.</p> <p>*2. UMO supervises vehicle and equipment preparation activities.</p> <p>a. Coordinates with MCA/MCT TC-ACCIS site for DEL, military shipping labels, and documents.</p> <p>NOTE: If the unit did not deploy with a DEL produced by TC-ACCIS, a DEL will be generated based on the unit property book and vehicle and secondary load lists.</p> <p>b. Updates AUDEL to reflect vehicles, equipment, and supplies to be redeployed based on physical inventory, operational status, and commander's guidance.</p> <p>c. Updates AUDEL to reflect actual weights based on results of weighing.</p> <p>d. Inputs updated AUDEL into the MCA/MCT TC-ACCIS station.</p> <p>e. Provides MCA/MCT and/or S4 Section with information on oversize and overweight vehicles, equipment, and cargo requiring special handling using analog and/or digital communications, as required.</p>		

TASK STEPS AND PERFORMANCE MEASURES	GO	NO GO
<p>f. Coordinates with TC-ACCIS site for DEL, BBPCT material requirements lists, vehicle/rail loading plans and schedules, special hauling permit requests, military shipping labels, and convoy clearance requests produced by TC-ACCIS using analog and/or digital communications.</p> <p>g. Coordinates with S4 Section for packing materials, weighing scales, MHE, containers, inserts, pallets, and other equipment preparation and loading materials using analog and/or digital communications, as required.</p> <p>h. Coordinates with S4 Section for RF tags for sensitive/classified cargo using analog and/or digital communications, as required.</p> <p>i. Coordinates with USDA and customs contact team leaders for vehicle and equipment packing, loading, and cleaning instructions early in the preparation process using analog and/or digital communications.</p> <p>j. Provides unit leaders with a vehicle and equipment cleaning schedule.</p> <p>k. Provides unit leaders with redeployment forms, shipping labels, and documents, as required.</p> <p>l. Coordinates container pick-up with S4 Section using analog and/or digital communications.</p> <p>m. Provides special instructions to Packing and Crating Teams, if necessary.</p> <p>n. Provides container packing schedule to unit leaders and Customs Contact Team.</p> <p>o. Identifies transportation support requirements by reviewing Redeployment Movement Plan and current vehicle status reports.</p> <p>p. Coordinates with S4 Section for movement of vehicles and equipment to rail loading site using analog and/or digital communications.</p> <p>q. Provides rail loading plan to Rail Loading Team Chief.</p>		

TASK STEPS AND PERFORMANCE MEASURES	GO	NO GO
<p>r. Provides Rail Loading Team proper tools to conduct rail loadout.</p> <p>s. Coordinates with S4 or MCA/MCT officials for port call message and verification of Redeployment Movement Plan A/SPOE requirements and procedures using analog and/or digital communications.</p> <p>t. Briefs commander on status of preparation of vehicles and equipment for deployment.</p> <p>u. Enforces safety procedures IAW TSOP and publications.</p> <p>v. Enforces environmental stewardship protection program procedures.</p> <p>*3. Unit leaders supervise preparation of unit elements for redeployment.</p> <p>a. Verify adequate space has been allowed for personal items and secondary loads by reviewing loading plans.</p> <p>b. Revise loading plans, as required.</p> <p>c. Monitor packing and loading for compliance with the Redeployment Movement Plan and UMO and customs officials' instructions.</p> <p>d. Direct personnel to deliver vehicles and equipment to the vehicle and equipment cleaning site IAW UMO's instructions.</p> <p>e. Monitor vehicle and equipment cleaning operations to ensure vehicles and equipment are cleaned IAW the Redeployment Movement Plan and USDA officials' instructions.</p> <p>f. Inspect area to ensure all equipment to be redeployed has been packed and/or loaded.</p> <p>g. Inspect area to ensure all excess vehicles, equipment, and supplies have been turned in.</p> <p>h. Inspect internal loads to ensure loads are secure and in compliance with loading plans.</p> <p>i. Notify UMO of any load plan revisions.</p>		

TASK STEPS AND PERFORMANCE MEASURES	GO	NO GO
<p>j. Enforce safety procedures IAW TSOP and publications.</p> <p>k. Enforce environmental stewardship protection program procedures.</p> <p>*4. UMO maintains an up-to-date AUDEL.</p> <p>a. Conducts physical inventory of vehicles and equipment to be redeployed to verify accuracy of AUDEL.</p> <p>b. Revises AUDEL, as required.</p> <p>c. Submits AUDEL changes to MCA/MCT TC-ACCIS site, if necessary.</p> <p>5. Packing and Crating Teams prepare equipment for redeployment.</p> <p>a. Pack containers IAW loading plans, DEL, and UMO and USDA and customs officials' instructions.</p> <p>b. Pack hazardous materials IAW the Redeployment Movement Plan and UMO, USDA, and customs officials' instructions.</p> <p>c. Prepare container packing lists and shipping documents IAW UMO's instructions.</p> <p>d. Distribute container packing lists and shipping documents IAW UMO and USDA and customs officials' instructions.</p> <p>e. Mark containers IAW the Redeployment Movement Plan, UMO, USDA, and customs officials' instructions.</p> <p>f. Assist container pick-up crew in loading operations, as required.</p> <p>g. Employ safety procedures IAW TSOP and publications.</p> <p>h. Employ environmental stewardship protection program procedures.</p>		



TASK STEPS AND PERFORMANCE MEASURES	GO	NO GO
<p>6. Vehicle and Equipment Cleaning Team cleans vehicles and equipment for redeployment.</p> <ul style="list-style-type: none"> <li>a. Guides vehicles into cleaning site, as directed by cleaning site officials.</li> <li>b. Cleans vehicles and equipment IAW and USDA officials' instructions.</li> <li>c. Reports completion of vehicle and equipment cleaning operations to UMO.</li> <li>d. Employs safety procedures IAW TSOP and publications.</li> <li>e. Employs environmental stewardship protection program procedures.</li> </ul> <p>7. Unit prepares vehicles, equipment, and personal gear for redeployment.</p> <ul style="list-style-type: none"> <li>a. Turns in excess vehicles, equipment, and supplies to supply sergeant.</li> <li>b. Packs personal gear IAW Movement Plan and customs officials' instructions.</li> <li>c. Marks and/or tags personal gear and equipment IAW the Redeployment Movement Plan and UMO and customs officials' instructions.</li> <li>d. Moves equipment to be packed in containers to the container packing area IAW UMO's instructions.</li> <li>e. Loads vehicles IAW the Redeployment Movement Plan, loading plans, and UMO and customs officials' instructions.</li> <li>f. Places RF tags on sensitive/classified cargo and/or vehicles as directed by higher HQ.</li> <li>g. Delivers vehicles and equipment to the vehicle and equipment cleaning site, as directed.</li> <li>h. Moves vehicles to unit MA, as directed.</li> </ul>		

TASK STEPS AND PERFORMANCE MEASURES	GO	NO GO
<p>i. Employs safety procedures IAW TSOP and publications.</p> <p>j. Employs environmental stewardship protection program procedures.</p> <p>8. Weighing and Marking Team weighs and marks vehicles for deployment.</p> <p>a. Sets up weighing and marking area in designated area IAW commander's instructions.</p> <p>b. Guides vehicles onto scales as they arrive.</p> <p>c. Identifies vehicle gross weight.</p> <p>d. Identifies vehicle axle weights (air movement only).</p> <p>e. Computes vehicle center of balance based on axle weights (air movement only).</p> <p>f. Marks center of balance on vehicles IAW DOD Directive 4500.9, and UMO's instructions (air movement only).</p> <p>g. Reports gross weights for each deploying vehicle to UMO.</p> <p>h. Disestablishes weighing and marking area.</p> <p>i. Returns vehicle weighing scales IAW owning facility or UMO's instructions.</p> <p>9. Unit prepares vehicles and equipment for movement to A/SPOE.</p> <p>a. Stages vehicles for convoy to A/SPOE or rail loading site IAW UMO's instructions.</p> <p>b. Corrects loading deficiencies IAW loading plan, if necessary.</p> <p>c. Recomputes center of balance, if necessary (air movement only).</p> <p>d. Re-marks center of balance on vehicles, if necessary (air movement only).</p>		

TASK STEPS AND PERFORMANCE MEASURES	GO	NO GO
<p>e. Marks vehicles for movement to A/SPOE IAW FM 55-30, UMO, USDA, and customs officials' instructions.</p> <p>f. Places military shipping labels on vehicles and equipment IAW UMO's instructions.</p> <p>g. Moves designated vehicles and equipment to the rail loading site IAW Movement Plan and UMO's instructions.</p> <p>h. Prepares convoy for movement to A/SPOE.</p> <p>NOTE: Depending on tactical situation, see task steps two through five of Task 63-2-4808 (Conduct Nontactical Road March) or Task 63-2-4003 (Conduct Tactical Road March) for detailed convoy preparation procedures.</p> <p>i. Notifies UMO that vehicles are ready to cross SP for convoy to A/SPOE.</p> <p>*10. Rail Loading Team OIC/NCOIC supervises rail loading activities.</p> <p>a. Conducts safety briefing for unit personnel at the rail loading site IAW governing regulations and local procedures.</p> <p>b. Coordinates with UMO for rail loading plans.</p> <p>c. Coordinates with UMO to identify special rail loading requirements.</p> <p>d. Verifies the presence of rail guards by conducting roll call, if required.</p> <p>e. Verifies the presence of manifested vehicles and equipment by conducting physical inventory.</p> <p>f. Provides cargo manifest to conductor.</p> <p>g. Inspects vehicles and equipment for military shipping labels and proper markings.</p> <p>h. Notifies commander when rail loading is complete, if required.</p>		

TASK STEPS AND PERFORMANCE MEASURES	GO	NO GO
i. Enforces safety procedures IAW TSOP and publications.  j. Enforces environmental stewardship protection program procedures.  11. Rail Loading Team performs rail loading.  a. Stages vehicles IAW rail loading plan.  b. Loads vehicles and equipment on railcars IAW rail loading plan and UMO's instructions.  c. Secures vehicles and equipment IAW rail loading plan and UMO's instructions.  d. Notifies Rail Loading Team OIC/NCOIC when rail loading is complete.  e. Employs safety procedures IAW TSOP and publications.  f. Employs environmental stewardship protection program procedures.		

TASK PERFORMANCE/EVALUATION SUMMARY BLOCK							
ITERATION	1	2	3	4	5	M	TOTAL
TOTAL TASK STEPS EVALUATED							
TOTAL TASK STEPS "GO"							
TRAINING STATUS "GO/NO GO"							

“\*” indicates a leader task step.

**SUPPORTING INDIVIDUAL TASKS: NONE**

**SUPPORTING COLLECTIVE TASKS: NONE**

**OPFOR TASKS AND STANDARDS: NONE**

- ELEMENTS:** Company Headquarters  
 Supply Platoon Headquarters  
 Stock Control Section  
 Storage and Issue Section  
 Shop Supply and RX Section  
 Production Control Section  
 Quality Control Section  
 Shop Platoon Headquarters  
 Machinery Repair Section  
 Electrical Repair Section  
 Hull Repair Platoon Headquarters  
 Hull Repair Section  
 88 Landing Craft Utility Crew  
 Barge Crew

**TASK:** Perform Sea Port of Embarkation Activities for Redeployment (63-2-4819)  
 (FM 100-17, AR 220-10, FM 3-100.4, FM 4-30.3, TM 38-250,  
 TM 55-2200-001-12)

**ITERATION**                              1            2            3            4            5            M            (circle)

**COMMANDER/LEADER ASSESSMENT**    T            P            U            (circle)

**CONDITIONS:** The unit's equipment arrives at the SPOE MA. The commander has designated a unit SPOE Team and SPOE Team OIC. The unit has analog and/or digital communications with higher HQ. Higher HQ has an advance party at the SPOE to assist in coordinating SPOE activities. Commercial support is not available. The commander or SPOE Team OIC has notified higher HQ and PSA officials of the unit's arrival. PSA officials have requested unit vehicle operator's assistance in offloading unit vehicles deployed to the SPOE by rail. The railhead is located in the SPOE AO. Transportation, maintenance, logistics, and equipment cleaning support are available. US Customs and USDA clearances are required. A SPOE sterile area has been designated. The Redeployment Movement Plan and Redeployment OPORD are available. The unit has a trained officer and/or NCO appointed as UMO and alternate UMO. The unit is redeploying as part of a higher HQ deployment. A Theater Support Command is in place and has assumed overall responsibility for all logistics in the theater, to include port operations. SPOE activities are performed under all day or night environmental conditions. This task should not be trained in MOPP4.

**TASK STANDARDS:** SPOE activities are performed IAW the Redeployment Movement Plan and higher HQ staff and PSA officials' instructions.

<b>TASK STEPS AND PERFORMANCE MEASURES</b>	<b>GO</b>	<b>NO GO</b>
*1. Commander or SPOE Team OIC/NCOIC directs SPOE activities.  a. Directs team to perform after-operation PMCS of vehicles.  b. Identifies transportation requirements for return to unit area.  c. Coordinates with supporting TSC unit for transportation, maintenance, and logistics support using analog and/or digital communications, as required.		

TASK STEPS AND PERFORMANCE MEASURES	GO	NO GO
<p>d. Coordinates with PSA officials to verify SPOE movement schedules, procedures, safety guidelines, and requirements using analog and/or digital communications.</p> <p>e. Briefs team leaders on SPOE movement schedules, procedures, safety guidelines, and requirements.</p> <p>f. Directs team to offload and inspect equipment arriving by rail.</p> <p>g. Coordinates with PSA to identify number of supercargoes authorized and POC for supercargoes using analog and/or digital communications.</p> <p>h. Coordinates with supercargoes to ensure they are prepared for redeployment by sea movement, to include proper orders and equipment.</p> <p>i. Briefs supercargoes on boarding schedule, responsibilities, and POC during sea movement.</p> <p>j. Conducts acceptance inspection of vehicles, equipment, and cargo with PSA officials.</p> <p>k. Directs team to correct deficiencies noted during PSA acceptance inspection.</p> <p>l. Transfers custody of vehicles, equipment, and cargo to SPOE officials.</p> <p>m. Briefs the higher HQ commander or designated representative on status of SPOE activities.</p> <p>2. Supercargoes representative performs SPOE activities.</p> <p>a. Reports to port commander's representative IAW UMO's instructions.</p> <p>b. Performs SPOE activities IAW port commander's instructions.</p> <p>c. Coordinates with vessel POC for instructions on responsibilities and accommodations.</p> <p>d. Reports to the customs inspection site IAW port commander's instructions.</p> <p>e. Loads baggage IAW instructions from vessel POC.</p>		

TASK STEPS AND PERFORMANCE MEASURES	GO	NO GO
<p>f. Boards ship IAW instructions from vessel POC.</p> <p>*3. UMO coordinates SPOE activities.</p> <p>a. Coordinates with PSA officials to verify loading sequence of vehicles and equipment (ship stow plan).</p> <p>b. Monitors PSA acceptance inspection of vehicles and cargo to identify deficiencies.</p> <p>c. Coordinates with maintenance support POC for disposition of excess fuel and POL products and maintenance support, as necessary.</p> <p>d. Coordinates with PSA officials for vehicle cleaning support and location of SPOE sterile area.</p> <p>e. Inspects shipping documents and labels, markings, customs labels, and decontamination tags on vehicles and equipment for compliance with MCA/MCT, customs, USDA officials' instructions, and TM 38-250 instructions.</p> <p>f. Coordinates with MCA/MCT, USDA, and/or customs officials to correct deficiencies in shipping documents and labels, customs labels, and decontamination tags.</p> <p>g. Briefs commander and/or SPOE Team OIC on status of SPOE activities.</p> <p>h. Enforces safety procedures IAW TSOP and publications.</p> <p>i. Enforces environmental stewardship protection program procedures.</p> <p>*4. UMO coordinates rail offloading.</p> <p>a. Coordinates with PSA officials for rail offloading schedule and requirements.</p> <p>b. Designates personnel to assist in rail offloading activities.</p> <p>c. Briefs personnel designated to assist in rail offloading activities on schedule and requirements.</p> <p>d. Supervises rail offloading activities.</p>		

TASK STEPS AND PERFORMANCE MEASURES	GO	NO GO
<p>e. Assumes custody of equipment deployed by rail by signing appropriate shipping documents.</p> <p>f. Notifies SPOE Team leaders equipment deployed by rail has arrived in the MA.</p> <p>g. Briefs commander and/or SPOE Team OIC on status of rail offloading activities.</p> <p>h. Enforces safety procedures IAW TSOP and publications.</p> <p>i. Enforces environmental stewardship protection program procedures.</p> <p>5. SPOE Team performs rail offloading operations.</p> <p>a. Reports to the railhead IAW UMO's instructions.</p> <p>b. Offloads equipment from railcars IAW PSA officials' instructions.</p> <p>c. Moves equipment to SPOE MA IAW PSA officials' instructions.</p> <p>d. Employs safety procedures IAW TSOP and publications.</p> <p>e. Employs environmental stewardship protection program procedures.</p> <p>6. SPOE Team performs SPOE MA maintenance.</p> <p>a. Performs after-operations PMCS IAW the Redeployment Movement Plan and appropriate TMs.</p> <p>b. Notifies supervisor of maintenance problems beyond operator's capability.</p> <p>c. Checks vehicles, cargo, and personal gear for completeness, damage, proper markings, contraband, and compliance with loading plans.</p> <p>d. Conducts final preparation of vehicles and equipment IAW the Redeployment Movement Plan.</p> <p>e. Adjusts vehicle fuel levels IAW port call message and PSA officials and UMO's instructions.</p>		



TASK STEPS AND PERFORMANCE MEASURES	GO	NO GO
<p>f. Turns in excess fuel and POL products IAW UMO's instructions.</p> <p>g. Verifies placement of placards, labels, and certification documents on hazardous material IAW PSA officials and UMO's instructions.</p> <p>h. Corrects deficiencies on vehicles, cargo, and personal gear IAW SPOE Team leader's instructions.</p> <p>i. Moves to SPOE vehicle and equipment cleaning site, as directed.</p> <p>j. Employs safety procedures IAW with TSOP and publications.</p> <p>k. Employs environmental stewardship protection program procedures.</p> <p>7. SPOE Team performs USDA cleaning activities.</p> <p>a. Performs vehicle cleaning IAW instructions from cleaning site personnel.</p> <p>b. Corrects USDA inspection deficiencies IAW USDA officials' instructions.</p> <p>c. Moves vehicles and equipment to designated sterile area IAW unit leader's instructions.</p> <p>d. Employs safety procedures IAW TSOP and publications.</p> <p>e. Employs environmental stewardship protection program procedures.</p> <p>*8. SPOE Team leaders supervise final preparation of vehicles, equipment, cargo, and personal gear for redeployment by sealift.</p> <p>a. Inspect military shipping labels, markings, customs labels, and decontamination tags on vehicles and equipment for compliance with redeployment SOP, port call message, and UMO's instructions.</p> <p>b. Monitor customs inspection to ensure deficiencies are corrected.</p>		

TASK STEPS AND PERFORMANCE MEASURES	GO	NO GO
<p>c. Inspect vehicles and cargo to ensure deficiencies noted during acceptance inspection have been corrected.</p> <p>d. Coordinate maintenance assistance with Commander and/or SPOE Team OIC.</p> <p>e. Enforce safety procedures.</p> <p>f. Enforce environmental stewardship protection program procedures.</p> <p>9. SPOE Team performs final preparation of vehicles, equipment, cargo, and personal gear for redeployment.</p> <p>a. Moves vehicles and equipment to SPOE SA, as directed.</p> <p>b. Stages vehicles for loading IAW UMO and PSA officials' instructions.</p> <p>c. Corrects deficiencies in shipping documents, markings, customs labels, and decontamination tags on vehicles and equipment IAW UMO and PSA officials' instructions.</p> <p>d. Corrects deficiencies noted during customs inspection.</p> <p>e. Drives vehicles, as directed by PSA officials, to call forward area.</p> <p>f. Employs safety procedures IAW TSOP and publications.</p> <p>g. Employs environmental stewardship protection program procedures.</p> <p>*10. UMO updates transportation documentation.</p> <p>a. Verifies DEL by conducting physical inspection of equipment.</p> <p>b. Updates DEL, as required.</p> <p>c. Verifies the presence of supercargoes by conducting roll call.</p> <p>d. Updates supercargo manifest, as required.</p> <p>e. Provides changes to DEL and supercargo manifest to PSA officials, as required.</p>		

TASK STEPS AND PERFORMANCE MEASURES	GO	NO GO
11. SPOE Team returns to unit area.  a. Assembles personnel for return to unit area IAW commander or SPOE Team OIC's instructions.  b. Reports to transportation loading area IAW SPOE Team OIC's instructions.  c. Loads baggage on vehicles IAW SPOE Team OIC's instructions.  d. Boards transportation to return to unit IAW SPOE Team OIC's instructions.		

TASK PERFORMANCE/EVALUATION SUMMARY BLOCK							
ITERATION	1	2	3	4	5	M	TOTAL
TOTAL TASK STEPS EVALUATED							
TOTAL TASK STEPS "GO"							
TRAINING STATUS "GO/NO GO"							

“\*” indicates a leader task step.

**SUPPORTING INDIVIDUAL TASKS: NONE**

**SUPPORTING COLLECTIVE TASKS: NONE**

**OPFOR TASKS AND STANDARDS: NONE**



TASK STEPS AND PERFORMANCE MEASURES	GO	NO GO
<p>c. Provides manifest of unit personnel and shipper's declaration of dangerous goods to higher HQ for review by DACG or PMCT.</p> <p>d. Briefs unit on APOE duties and responsibilities, to include reverse manifesting schedule, customs requirements, and transportation of personnel and baggage.</p> <p>e. Directs unit to conduct final preparation of vehicles and equipment IAW the Redeployment Movement Plan and DOD Directive 4500.9.</p> <p>f. Conducts acceptance inspection of vehicles and equipment with DACG officials at the alert holding area.</p> <p>g. Directs unit to correct deficiencies noted during acceptance inspection.</p> <p>h. Transfers custody of equipment and cargo to DACG officials IAW DOD Regulation 4500.9-R.</p> <p>i. Briefs the higher HQ commander or designated representative on status of APOE activities.</p> <p>*2. UMO/NCO supervises APOE activities.</p> <p>a. Coordinates with S4 and/or DACG officials for transportation, maintenance, logistics, and other support using analog and/or digital communications, as required.</p> <p>b. Coordinates with S2/S3 representative, PMCT, or DACG to verify APOE movement schedules, procedures, and requirements using analog and/or digital communications.</p> <p>c. Coordinates with S4 representative to ensure adequate shoring, dunnage, and floor protection is on hand and readily available for loading using analog and/or digital communications.</p> <p>d. Verifies unit vehicles, equipment, cargo, and secondary loads are properly marked and prepared for redeployment by air IAW TALCE/DACG.</p> <p>e. Coordinates with S2/S3 representative, site coordinator, and/or DACG representative for equipment cleaning support using analog and/or digital communications, if necessary.</p>		

TASK STEPS AND PERFORMANCE MEASURES	GO	NO GO
<p>f. Coordinates with DACG to verify loading sequence of vehicles and equipment using analog and/or digital communications.</p> <p>g. Designates personnel to verify weight and center of balance marks, if required.</p> <p>h. Briefs designated personnel on weight and center of balance marks verification requirements.</p> <p>i. Verifies that deficiencies noted during DACG acceptance inspection have been corrected.</p> <p>j. Verifies the presence of all manifested personnel by conducting roll call.</p> <p>k. Provides verified personnel and cargo manifest to DACG at the alert holding area.</p> <p>l. Provides load teams to load and tie down unit equipment under supervision of the DACG or loadmaster.</p> <p>3. Unit performs APOE MA activities.</p> <p>a. Performs after-operations PMCS IAW appropriate TMs.</p> <p>b. Notifies supervisor of maintenance problems beyond operator's capability to repair.</p> <p>c. Conducts final preparation of vehicles and equipment IAW DOD Directive 4500.9 and UMO's instructions.</p> <p>d. Adjusts vehicle fuel levels IAW TM 38-250 and DACG officials' instructions.</p> <p>e. Turns in excess fuel and POL products IAW UMO's instructions.</p> <p>f. Corrects deficiencies on vehicles, cargo, and personal gear IAW unit leaders' instructions.</p> <p>g. Corrects deficiencies on placement of placards, labels, and certification documents on hazardous material IAW UMO/NCO, unit leaders, and customs and USDA officials' instructions, if necessary.</p>		

TASK STEPS AND PERFORMANCE MEASURES	GO	NO GO
<p>h. Moves vehicles and equipment to APOE cleaning site or alert holding area, as directed.</p> <p>i. Employs safety procedures IAW TSOP and publications.</p> <p>j. Employs environmental stewardship protection program procedures.</p> <p>4. Unit processes vehicles and equipment through the APOE cleaning site.</p> <p>a. Delivers vehicles to APOE cleaning site IAW UMO's instructions.</p> <p>b. Performs vehicle cleaning IAW DACG and USDA officials' instructions.</p> <p>c. Returns vehicles and equipment to unit area IAW unit leaders' instructions.</p> <p>*5. Unit leaders supervise final preparation of vehicles, equipment, sensitive items, cargo, and personal gear for redeployment.</p> <p>a. Inspect shipping documents, markings, customs labels, and decontamination tags on vehicles, equipment, cargo, and personal gear for compliance with the Redeployment Movement Plan and UMO's instructions.</p> <p>b. Monitor customs inspection to ensure deficiencies are corrected.</p> <p>c. Inspect vehicles and cargo to ensure deficiencies noted during acceptance inspection have been corrected.</p> <p>d. Coordinate with the UMO for assistance in correcting shipping documentation and maintenance deficiencies, as required.</p> <p>e. Enforce safety procedures IAW TSOP and publications.</p> <p>f. Enforce environmental stewardship protection program procedures.</p>		

TASK STEPS AND PERFORMANCE MEASURES	GO	NO GO
<p>6. Unit performs APOE alert holding area activities.</p> <ul style="list-style-type: none"> <li>a. Drives vehicles to call forward area, as directed.</li> <li>b. Boards transportation to terminal, as directed.</li> <li>c. Employs safety procedures IAW TSOP and publications.</li> </ul> <p>7. Unit performs APOE passenger activities.</p> <ul style="list-style-type: none"> <li>a. Reports to designated location for safety and anti-terrorism briefing, security screen, and customs inspection IAW UMO's instructions.</li> <li>b. Remains in quarantined area IAW DACG officials' instructions.</li> <li>c. Provides baggage detail, as directed, to load unit baggage on aircraft.</li> <li>d. Boards aircraft IAW loadmaster's instructions.</li> </ul>		

TASK PERFORMANCE/EVALUATION SUMMARY BLOCK							
ITERATION	1	2	3	4	5	M	TOTAL
TOTAL TASK STEPS EVALUATED							
TOTAL TASK STEPS "GO"							
TRAINING STATUS "GO/NO GO"							

“\*” indicates a leader task step.

**SUPPORTING INDIVIDUAL TASKS: NONE**

**SUPPORTING COLLECTIVE TASKS: NONE**

**OPFOR TASKS AND STANDARDS: NONE**





TASK STEPS AND PERFORMANCE MEASURES	GO	NO GO
<p>c. Briefs unit leaders on APOD requirements and movement arrangements.</p> <p>d. Briefs higher HQ advance party OIC on APOD activities, as required.</p> <p>*2. UMO coordinates APOD activities.</p> <p>a. Coordinates with AACG for offloading and movement schedules.</p> <p>b. Briefs unit leaders on offloading and movement schedules.</p> <p>c. Provides AACG, supporting installation officials, and higher HQ staff personnel representative a copy of DEL.</p> <p>d. Coordinates with AACG on the temporary storage of sensitive and classified equipment.</p> <p>e. Briefs commander on APOD activities.</p> <p>*3. Unit leaders supervise APOD activities.</p> <p>a. Inspect personnel and weapons for accountability as they exit aircraft.</p> <p>b. Brief personnel on APOD requirements based on commander's instructions.</p> <p>c. Monitor USDA and customs inspections to ensure personnel comply with USDA and customs officials' instructions.</p> <p>d. Designate personnel to assist in offloading aircraft, as required.</p> <p>e. Inspect personnel and personal gear at the holding area and MA to ensure all personnel have arrived with required personal gear.</p> <p>f. Brief commander on APOD activities.</p> <p>4. Unit performs APOD activities.</p> <p>a. Disembarks aircraft IAW loadmaster's instructions.</p> <p>b. Assembles in APOD holding area, as directed.</p>		

TASK STEPS AND PERFORMANCE MEASURES	GO	NO GO
<p>c. Performs offloading activities IAW AACG officials and loadmaster's instructions.</p> <p>d. Moves to APOD MA IAW commander's instructions.</p> <p>e. Inspects vehicles and equipment to ensure all equipment is offloaded and serviceable.</p> <p>f. Notifies unit leaders of vehicle and/or equipment deficiencies that cannot be corrected.</p> <p>g. Reconfigures, if necessary, vehicles and cargo for road movement.</p> <p>h. Prepares, if necessary, convoy for movement to home station or demobilization station.</p> <p>NOTE: See task steps two through five of Task 63-2-4808 for detailed convoy preparation procedures.</p> <p>i. Loads baggage, as directed, on transportation for movement to home station.</p> <p>j. Boards transportation, as directed, for movement to home station.</p> <p>k. Employs safety procedures IAW TSOP and publications.</p> <p>l. Employs environmental stewardship protection program procedures.</p>		

TASK PERFORMANCE/EVALUATION SUMMARY BLOCK							
ITERATION	1	2	3	4	5	M	TOTAL
TOTAL TASK STEPS EVALUATED							
TOTAL TASK STEPS "GO"							
TRAINING STATUS "GO/NO GO"							

“\*” indicates a leader task step.

**SUPPORTING INDIVIDUAL TASKS: NONE**

**SUPPORTING COLLECTIVE TASKS: NONE**

**OPFOR TASKS AND STANDARDS: NONE**



TASK STEPS AND PERFORMANCE MEASURES	GO	NO GO
<p>d. Designates an Equipment Reception Team to receive vehicles and equipment at SPOD.</p> <p>e. Directs personnel to inventory, clean and inspect vehicles, equipment, weapons, sensitive items, and personal gear, as it is redeployed to home station.</p> <p>f. Coordinates with S4 for procedures to turn in float and replacement equipment using analog and/or digital communications.</p> <p>g. Coordinates with battalion commander and staff for guidance on reception activities using analog and/or digital communications.</p> <p>h. Approves after action reports.</p> <p>i. Briefs unit on reception activities.</p> <p>j. Enforces safety procedures IAW SOP and publications.</p> <p>k. Enforces environmental stewardship protection program procedures.</p> <p>2. UMO performs home station activities.</p> <p>a. Coordinates with ITO for transportation support.</p> <p>b. Briefs Equipment Reception Team Leader on SPOD requirements.</p> <p>c. Verifies that all DEL listed vehicles and equipment have been redeployed, by conducting physical inventory.</p> <p>d. Notifies commander of discrepancies in DEL, if necessary.</p> <p>e. Updates AUEL, as required.</p> <p>3. Unit HQ performs home station personnel and administrative actions.</p> <p>a. Debriefs personnel IAW commander's instructions.</p> <p>b. Coordinates reception activities IAW commander's guidance.</p> <p>c. Consolidates unit after action reports.</p>		

TASK STEPS AND PERFORMANCE MEASURES	GO	NO GO
<p>d. Prepares after action reports IAW the Redeployment Movement Plan and commander's instructions.</p> <p>e. Submits AAR to commander for approval.</p> <p>f. Distributes after action reports IAW the Redeployment Movement Plan and commander's instructions.</p> <p>g. Maintains after action reports and records IAW the Redeployment Movement Plan and commander's instructions.</p> <p>h. Identifies pending personnel actions of redeploying soldiers to determine if any unit and/or soldier actions (such as ratings, awards, financial actions, UCMJ actions, LOD investigations, physicals, and so forth) are needed.</p> <p>4. Unit HQ performs home station supply activities.</p> <p>a. Turns in float and replacement equipment IAW commander's instructions.</p> <p>b. Inspects weapons, basic loads, and CTA items for accountability and serviceability.</p> <p>c. Enforces safety procedures IAW SOP and publications.</p> <p>d. Enforces environmental stewardship protection program procedures.</p> <p>*5. Unit leaders supervise home station activities.</p> <p>a. Inspect vehicles, equipment, weapons, and personal gear for accountability compliance with the Redeployment Movement Plan, Maintenance SOP, and commander's instructions.</p> <p>b. Direct personnel, as required, to correct deficiencies in vehicles, equipment, weapons, and personal gear.</p> <p>c. Submit AAR to unit HQ IAW commander's instructions.</p> <p>d. Enforce safety procedures IAW SOP and publications.</p> <p>e. Enforce environmental stewardship protection program procedures.</p>		

TASK STEPS AND PERFORMANCE MEASURES	GO	NO GO
<p>6. Equipment Reception Team Leader performs home station equipment reception activities.</p> <p style="padding-left: 40px;">a. Coordinates with UMO or ITO for transportation support to SPOD.</p> <p style="padding-left: 40px;">b. Briefs Equipment Reception Team on equipment reception schedule and requirements.</p> <p style="padding-left: 40px;">c. Supervises movement to SPOD IAW UMO's instructions.</p> <p>7. Unit performs home station activities.</p> <p style="padding-left: 40px;">a. Completes redeployment personnel and administrative requirements based on the Redeployment Movement Plan and commander's instructions.</p> <p style="padding-left: 40px;">b. Inventories, cleans and inspects vehicles, equipment, weapons, and personal gear, IAW the Redeployment Movement Plan, Maintenance SOP and commander's instructions.</p> <p style="padding-left: 40px;">c. Employs safety procedures IAW SOP and publications.</p> <p style="padding-left: 40px;">d. Employs environmental stewardship protection program procedures.</p>		

TASK PERFORMANCE/EVALUATION SUMMARY BLOCK							
ITERATION	1	2	3	4	5	M	TOTAL
TOTAL TASK STEPS EVALUATED							
TOTAL TASK STEPS "GO"							
TRAINING STATUS "GO/NO GO"							

“\*” indicates a leader task step.

**SUPPORTING INDIVIDUAL TASKS: NONE**

**SUPPORTING COLLECTIVE TASKS: NONE**

**OPFOR TASKS AND STANDARDS: NONE**





TASK STEPS AND PERFORMANCE MEASURES	GO	NO GO
<p>*1. Equipment Reception Team OIC/NCOIC directs SPOD activities.</p> <ul style="list-style-type: none"> <li>a. Coordinates with higher HQ staff element and PSA officials upon arrival for USDA and customs inspections, location of holding and marshaling areas, maintenance support, movement, security, and other special APOD requirements using analog and/or digital communications.</li> <li>b. Coordinates with higher HQ S4 and/or PSA officials for life support for unit personnel while at the SPOD using analog and/or digital communications.</li> <li>c. Assembles Equipment Reception Team in holding area.</li> <li>d. Conducts acceptance inspection with PSA officials.</li> <li>e. Notifies higher HQ staff element OIC and S4 representative of missing or damaged equipment using analog and/or digital communications.</li> <li>f. Assumes custody of equipment and cargo IAW higher HQ staff personnel representatives and PSA officials' instructions.</li> <li>g. Coordinates with S2/S3 to verify arrangements for movement to home station using analog and/or digital communications.</li> <li>h. Verifies arrival and morale and welfare of supercargoes.</li> <li>i. Reestablishes accountability and responsibility for supercargoes.</li> <li>j. Directs Equipment Reception Team to proceed to convoy marshaling area, IAW S2/S3's instructions.</li> <li>k. Monitors preparation of equipment for road convoy or rail movement to ensure compliance with TSOP.</li> <li>l. Briefs Equipment Reception Team leaders on SPOD requirements.</li> <li>m. Briefs unit commander and higher HQ staff element OIC on SPOD activities, as required.</li> </ul>		

TASK STEPS AND PERFORMANCE MEASURES	GO	NO GO
<p>n. Enforces safety procedures IAW SOP and publications.</p> <p>o. Enforces environmental protection program procedures.</p> <p>*2. UMO supervises unit activities at SPOD.</p> <p>a. Coordinates with S4 representative to identify offloading schedules, location of holding and MAs, and other SPOD information using analog and/or digital communications, as required.</p> <p>b. Briefs personnel on offloading schedules, location of MAs and USDA, customs, and other special SPOD requirements.</p> <p>c. Coordinates with S4 representative and/or PSA officials to identify loading plans, schedules, and sites for rail movement using analog and/or digital communications, if required.</p> <p>d. Provides rail loading plans to Rail Loading Team Chief, if required.</p> <p>e. Monitors rail loading procedures to ensure compliance with PSA officials' instructions, if required.</p> <p>f. Monitors preparation of equipment for road convoy to ensure compliance with Movement Plan.</p> <p>g. Coordinates with S2/S3 representatives for convoy routes, maps, and timetable for road move to home station using analog and/or digital communications.</p> <p>h. Coordinates with S4 representatives for fuel and supplies for road move to home station using analog and/or digital communications.</p> <p>i. Briefs Equipment Reception Team on convoy requirements.</p> <p>j. Briefs commander on SPOD activities.</p> <p>k. Enforces safety procedures IAW SOP and publications.</p> <p>l. Enforces environmental stewardship protection program procedures.</p>		

TASK STEPS AND PERFORMANCE MEASURES	GO	NO GO
<p>3. Supercargoes representative performs SPOD activities.</p> <ul style="list-style-type: none"> <li>a. Disembarks ship IAW vessel POC's instructions.</li> <li>b. Reports to customs inspection site IAW vessel POC's instructions.</li> <li>c. Reports to Equipment Reception Team OIC upon completion of customs inspection.</li> </ul> <p>4. Equipment Reception Team performs equipment reception activities.</p> <ul style="list-style-type: none"> <li>a. Offloads vehicles and equipment IAW PSA officials' instructions.</li> <li>b. Inspects equipment to ensure all equipment is offloaded and operational.</li> <li>c. Notifies UMO of deficiencies that cannot be corrected.</li> <li>d. Moves vehicles to USDA and customs inspection site(s) IAW UMO's instructions.</li> <li>e. Moves vehicles to rail loading site, if required.</li> <li>f. Performs rail loading activities, if required.</li> </ul> <p>NOTE: See task steps 10 and 11 of Task 63-2-4818 for detailed rail loading procedures.</p> <ul style="list-style-type: none"> <li>g. Moves vehicles and cargo to SPOD rail or convoy MA.</li> <li>h. Reconfigures vehicles and cargo for road movement, as appropriate.</li> <li>i. Fuels vehicles for convoy to home station, if appropriate.</li> <li>j. Prepares convoy for movement to home station, if necessary.</li> </ul> <p>NOTE: See task steps two through five of Task 63-2-4807 for detailed convoy preparation procedures.</p> <ul style="list-style-type: none"> <li>k. Notifies commander when Equipment Reception Team is prepared to move.</li> </ul>		

TASK STEPS AND PERFORMANCE MEASURES	GO	NO GO
l. Employs safety procedures IAW SOP and publications.  m. Employs environmental stewardship protection program procedures.		

TASK PERFORMANCE/EVALUATION SUMMARY BLOCK							
ITERATION	1	2	3	4	5	M	TOTAL
TOTAL TASK STEPS EVALUATED							
TOTAL TASK STEPS "GO"							
TRAINING STATUS "GO/NO GO"							

“\*” indicates a leader task step.

**SUPPORTING INDIVIDUAL TASKS: NONE**

**SUPPORTING COLLECTIVE TASKS: NONE**

**OPFOR TASKS AND STANDARDS: NONE**



TASK STEPS AND PERFORMANCE MEASURES	GO	NO GO
<p>d. Briefs unit on demobilization station duties and responsibilities.</p> <p>e. Directs convoy preparation activities.</p> <p>f. Verifies unit personnel have been fully briefed on entitlements.</p> <p>g. Verifies unit has completed reverse SRP process or verified arrangements for holdover personnel.</p> <p>h. Coordinates with higher HQ staff elements and rear detachment, if applicable, on status of welcome home activities at home station.</p> <p>i. Verifies unit convoy is prepared to cross SP, if applicable.</p> <p>j. Briefs the higher HQ commander or designated representative on status of demobilization station activities.</p> <p>k. Enforces safety procedures IAW SOP and publications.</p> <p>l. Monitors environmental stewardship protection program procedures.</p> <p>*2. UMO supervises demobilization station movement activities.</p> <p>a. Prepares and/or updates movement plans for all modes of transportation.</p> <p>b. Coordinates with S4 and/or AACG officials for transportation, maintenance, logistics, and other support, as required.</p> <p>c. Coordinates with S2/S3 representative, PMCT, or AACG to verify movement schedules, procedures, and requirements.</p> <p>d. Supervises off-loading and staging of unit vehicles IAW AACG guidance, if applicable.</p> <p>e. Coordinates with S2/S3 representative for convoy clearance.</p> <p>f. Supervises preparation of convey for movement to home station, if necessary.</p>		

TASK STEPS AND PERFORMANCE MEASURES	GO	NO GO
<p>g. Enforces safety procedures IAW SOP and publications.</p> <p>NOTE: See task steps two through five of Task 63-2-4808 for detailed convoy preparation procedures.</p> <p>h. Enforces environmental stewardship protection program procedures.</p> <p>3. Unit HQ supervises demobilization station activities.</p> <p>a. Establishes accountability of personnel, weapons, and equipment.</p> <p>b. Verifies life support and logistical support for unit personnel with demobilization station staff elements.</p> <p>c. Directs unit to secure weapons, sensitive items, and classified documents in their respective secure storage site(s).</p> <p>d. Directs unit to report to designated location for reverse SRP briefing.</p> <p>e. Monitors reverse SRP for unit personnel to resolve problems if they occur.</p> <p>f. Verifies unit personnel have completed all reverse SRP stations, as necessary.</p> <p>g. Verifies transportation arrangements for all unit personnel.</p> <p>h. Enforces safety procedures IAW SOP and publications.</p> <p>i. Enforces environmental stewardship protection program procedures.</p> <p>4. Unit performs demobilization station activities.</p> <p>a. Assembles in designated location for reverse SRP briefings.</p> <p>b. Performs reverse SRP activities, as directed.</p> <p>c. Prepares for departure via convoy and/or government transportation to home station.</p>		

TASK STEPS AND PERFORMANCE MEASURES	GO	NO GO
<p>d. Prepares convoy for movement to home station, if necessary.</p> <p>NOTE: See steps two through five of Task 63-2-4808 for detailed convoy preparation.</p> <p>e. Loads baggage on transportation for movement to home station, as directed.</p> <p>f. Boards transportation for movement to home station, as directed.</p> <p>g. Employs safety procedures IAW SOP and publications.</p> <p>h. Employs environmental stewardship protection program procedures.</p>		

TASK PERFORMANCE/EVALUATION SUMMARY BLOCK							
ITERATION	1	2	3	4	5	M	TOTAL
TOTAL TASK STEPS EVALUATED							
TOTAL TASK STEPS "GO"							
TRAINING STATUS "GO/NO GO"							

“\*” indicates a leader task step.

**SUPPORTING INDIVIDUAL TASKS: NONE**

**SUPPORTING COLLECTIVE TASKS: NONE**

**OPFOR TASKS AND STANDARDS: NONE**



**ELEMENT:** Company Headquarters

**TASK:** Conduct Integration Activities (63-2-4825) (FM 100-17-3, AR 220-1, AR 710-2, FM 100-17, FM 20-3, FM 21-10, FM 4-30.3, FM 55-65)

**ITERATION**                      1      2      3      4      5      M      (circle)

**COMMANDER/LEADER ASSESSMENT**                      T      P      U      (circle)

**CONDITIONS:** The unit is in the process of deploying following receipt of an OPORD. The unit has arrived at the POD, moved through the designated staging site and has closed in the TAA. Prior to onward movement from the staging area, the unit verified that it met mission readiness criteria. The unit initiates command and control procedures with the gaining command. The unit security plan, unit access rosters, TSOP, and current maps are available. The unit is deploying as part of a higher echelon deployment. Integration activities are performed under all day or night environmental conditions. Some iterations of this task should be performed in MOPP4.

**TASK STANDARDS:** Personnel and equipment are combat ready and integrated into the operational mission of the gaining tactical force commander.

<b>TASK STEPS AND PERFORMANCE MEASURES</b>	<b>GO</b>	<b>NO GO</b>
<p>*1. Gaining Commander supervises integration activities.</p> <p style="padding-left: 40px;">a. Directs communications link-up into gaining command net.</p> <p>NOTE: Communications link-up will be performed through analog and/or digital means, if so equipped.</p> <p style="padding-left: 40px;">b. Directs unit to occupy area designated by gaining command.</p> <p style="padding-left: 40px;">c. Directs unit HQ to integrate unit security plan into gaining command's operational force protection measures.</p> <p style="padding-left: 40px;">d. Directs unit HQ to integrate into the gaining command's CSS system.</p> <p style="padding-left: 40px;">e. Directs unit HQ to submit reports IAW gaining command SOP/OPLANs.</p> <p>NOTE: Unit HQ will use analog and/or digital communications, wire or messenger to submit reports.</p>		

TASK STEPS AND PERFORMANCE MEASURES	GO	NO GO
<p>2. Unit HQ completes integration actions.</p> <p style="padding-left: 40px;">a. Enters tactical communications net.</p> <p>NOTE: Unit HQ will enter analog and/or digital communications nets, if so equipped.</p> <p style="padding-left: 40px;">b. Integrates unit into TAA security plan.</p> <p style="padding-left: 40px;">c. Clarifies operational mission parameters with S2/S3.</p> <p style="padding-left: 40px;">d. Submits required reports to gaining command.</p> <p>NOTE: Unit HQ will submit reports using analog and/or digital communications.</p> <p style="padding-left: 40px;">e. Conducts training as directed by gaining command.</p> <p style="padding-left: 40px;">f. Coordinates support requirements with gaining command.</p> <p>NOTE: Unit HQ will submit reports using analog and/or digital communications.</p> <p style="padding-left: 40px;">g. Establishes direct support relationships with various support elements in the support structure to include supply, services, maintenance and medical.</p> <p style="padding-left: 40px;">h. Assumes missions as directed by gaining command.</p>		

TASK PERFORMANCE/EVALUATION SUMMARY BLOCK							
ITERATION	1	2	3	4	5	M	TOTAL
TOTAL TASK STEPS EVALUATED							
TOTAL TASK STEPS "GO"							
TRAINING STATUS "GO/NO GO"							

“\*” indicates a leader task step.

**SUPPORTING INDIVIDUAL TASKS: NONE**

**SUPPORTING COLLECTIVE TASKS: NONE**

**OPFOR TASKS AND STANDARDS: NONE**

- ELEMENTS:** Company Headquarters  
Supply Platoon Headquarters  
Stock Control Section  
Storage and Issue Section  
Shop Supply and RX Section  
Production Control Section  
Quality Control Section  
Shop Platoon Headquarters  
Machinery Repair Section  
Electrical Repair Section  
Hull Repair Platoon Headquarters  
88 Landing Craft Utility Crew  
Barge Crew

**TASK:** Conduct Staging Activities (63-2-4826) (FM 100-17-3, AR 220-1, FM 100-17, FM 20-3, FM 21-10, FM 3-100.4, FM 3-4, FM 4-30.3)

**ITERATION**                      1        2        3        4        5        M        (circle)

**COMMANDER/LEADER ASSESSMENT**                      T        P        U        (circle)

**CONDITIONS:** The unit is in the process of deploying to a theater of operations following receipt of an OPOD. The unit has arrived in-theater at the APOD and has moved to the TSB for reuniting with unit equipment. The unit's Equipment Reception Team has just arrived at the TSB from the SPOD with unit equipment. The unit movement plan, security plan, unit access rosters, TSOP and current maps are available. The unit has a trained officer NCO appointed as UMO and alternate UMO. The unit is deploying as part of a higher echelon deployment. Staging activities are performed under all day or night environmental conditions. Some iterations of this task should be performed in MOPP4.

**TASK STANDARDS:** Personnel and equipment are mission capable, configured for the specific mission, and prepared for onward movement to the TAA.

**NOTE:** Since staging bases are not always available, units should be prepared to move directly to the TAA or into their AO from the port staging area. When this is necessary, the marshaling/staging functions are performed in a designated staging area in the vicinity of the port.

<b>TASK STEPS AND PERFORMANCE MEASURES</b>	<b>GO</b>	<b>NO GO</b>
*1. Commander supervises staging activities.  a. Directs unit leaders to account for unit personnel and equipment.  b. Stages unit personnel and equipment in preparation for onward movement.  c. Notifies command and control element of the TSB of unit arrival.		

TASK STEPS AND PERFORMANCE MEASURES	GO	NO GO
<p>d. Files initial unit status report as directed.</p> <p>e. Conducts threat brief for all soldiers.</p> <p>f. Conducts rules of engagement brief.</p> <p>g. Directs movement planning.</p> <p>h. Prepares unit for mission.</p> <p>i. Receives daily situational briefings from higher HQ or TSB command and control element.</p> <p>j. Briefs higher HQ or TSB command and control element on status of unit.</p> <p>k. Notifies TSB when readiness is achieved.</p> <p>l. Monitors environmental stewardship protection program procedures.</p> <p>2. Unit performs marshalling activities.</p> <p>a. Establishes command post.</p> <p>b. Verifies accountability of personnel and equipment.</p> <p>c. Coordinates with TSB command and control element for life support.</p> <p>d. Provides information concerning staging area activities based on TSB SOP to element leaders.</p> <p>e. Conducts risk assessment for onward movement.</p> <p>f. Establishes communications with TSB command and control element and higher-level commands.</p> <p>g. Establishes training objectives to be completed in the staging area.</p> <p>h. Verifies routes of march and support arrangements.</p>		

TASK STEPS AND PERFORMANCE MEASURES	GO	NO GO
<p>i. Reports incremental buildup of combat power IAW TSB SOP.</p> <p>j. Conducts daily meetings with TSB command and control element.</p> <p>k. Monitors environmental stewardship protection program procedures.</p> <p>*3. Unit performs premovement activities.</p> <p>a. Stages equipment in correct configuration for onward movement.</p> <p>b. Plans onward movement to the TAA or location designated by the gaining command.</p> <p>c. Coordinates with PMCT or MCT for onward movement.</p> <p>d. Prepares vehicles and equipment for movement.</p> <p>e. Verifies equipment is properly loaded on vehicles.</p> <p>f. Identifies convoy support centers on route of march.</p> <p>g. Prepares movement order.</p> <p>h. Briefs convoy personnel.</p> <p>i. Verifies SP time is established.</p> <p>j. Monitors environmental protection program procedures.</p> <p>4. Unit conducts logistics activities.</p> <p>a. Verifies life support needs are met for unit personnel.</p> <p>b. Performs maintenance activities to ensure all equipment is serviceable and operational, to include refueling and maintenance checks and services.</p> <p>c. Uploads equipment and supplies onto vehicles.</p> <p>d. Inventories all property.</p>		

TASK STEPS AND PERFORMANCE MEASURES	GO	NO GO
e. Identifies all shortages.  f. Signs hand receipts, as needed.  g. Maintains personnel accountability.  h. Draws basic loads of Class I, II, III, IV, V, VI, VIII, and IX and maps as needed.  i. Initiates security measures as directed.  j. Performs force protection.  k. Conducts training, as needed.  l. Conducts test driving, bore sighting, range activities, as directed.  m. Employs environmental stewardship protection program procedures.		

TASK PERFORMANCE/EVALUATION SUMMARY BLOCK							
ITERATION	1	2	3	4	5	M	TOTAL
TOTAL TASK STEPS EVALUATED							
TOTAL TASK STEPS "GO"							
TRAINING STATUS "GO/NO GO"							

“\*” indicates a leader task step.

**SUPPORTING INDIVIDUAL TASKS: NONE**

**SUPPORTING COLLECTIVE TASKS: NONE**

**OPFOR TASKS AND STANDARDS: NONE**

**ELEMENTS:** Company Headquarters  
 Supply Platoon Headquarters  
 Stock Control Section  
 Storage and Issue Section  
 Shop Supply and RX Section  
 Production Control Section  
 Quality Control Section  
 Shop Platoon Headquarters  
 Machinery Repair Section  
 Electrical Repair Section  
 Hull Repair Platoon Headquarters  
 Hull Repair Section  
 88 Landing Craft Utility Crew  
 Barge Crew

**TASK:** Use Passive Air Defense Measures (63-2-4307) (FM 44-8, FM 20-3, FM 3-4, FM 44-80, STP 21-1-SMCT, STP 21-24-SMCT)

**ITERATION**                          1          2          3          4          5          M          (circle)

**COMMANDER/LEADER ASSESSMENT**                          T          P          U          (circle)

**CONDITIONS:** Threat aircraft have been sighted and reported to be in the unit's general area. The unit has analog and/or digital communications with higher HQ. The higher HQ OPORD, unit TSOP, and higher HQ TSOP are available. The higher HQ staff element has issued an air defense weapon status "hold" for the area. The unit is currently providing support for tactical operations. Field expedient and natural shelters are available. This task is performed under all day or night environmental conditions. The unit is subject to air, NBC, and all levels of threat forces attacks. Some iterations of this task should be performed in MOPP4.

**TASK STANDARDS:** All available resources are employed to hide the unit from detection by air, and to lessen its vulnerability if attacked. At MOPP4, air watch activities are degraded significantly due to eye-lens distortion.

TASK STEPS AND PERFORMANCE MEASURES	GO	NO GO
1. Unit employs camouflage and concealment techniques. <ul style="list-style-type: none"> <li>a. Covers all shiny items with emphasis on windshields, mirrors, headlights, and taillights.</li> <li>b. Camouflages vehicles, tents, and supplies so they are not seen from above.</li> <li>c. Disperses vehicles, tents, and supplies at distances consistent with the size of the area to reduce vulnerability to air attacks.</li> </ul>		

TASK STEPS AND PERFORMANCE MEASURES	GO	NO GO
<p>d. Constructs field fortifications with available materials that protect personnel and mission-essential equipment.</p> <p>e. Establishes attack alarm procedures.</p> <p>f. Rehearses alarm procedures.</p> <p>*2. Commander and leaders supervise air watch activities.</p> <p>a. Direct manning of the OP that provides an early warning of approaching aircraft.</p> <p>b. Establish a listening watch on the air defense early warning radio net, if equipment is available.</p> <p>c. Depict on the map board current threat aircraft sightings in the immediate area.</p> <p>d. Forward all aircraft sightings with direction of flight to the higher HQ staff element using analog and/or digital communications, if time and situation permit.</p> <p>3. Unit personnel react to aircraft sightings.</p> <p>a. Sound prescribed alarm to alert all unit personnel of the presence of threat aircraft.</p> <p>b. Occupy predesignated fighting positions and field fortifications.</p> <p>c. Maintain constant surveillance of assigned search sector.</p> <p>d. Identify threat aircraft visually.</p> <p>e. Remain concealed and hold fire to avoid revealing position.</p> <p>f. Restrict movement of vehicles or movement of personnel in open areas.</p> <p>*4. Commander and leaders supervise post-attack activities.</p> <p>a. Sound "All Clear" signal as directed by unit HQ.</p> <p>b. Forward damage report and personnel status report to higher HQ staff elements using analog and/or digital communications.</p>		



TASK STEPS AND PERFORMANCE MEASURES	GO	NO GO
<p>c. Submit PIR to higher HQ staff element using analog and/or digital communications or messenger.</p> <p>d. Coordinate casualty treatment and evacuation with higher HQ S1 using analog and/or digital communications or messenger.</p> <p>e. Submit casualty forms to the S1 within 24 hours.</p> <p>f. Direct clearing of mission-hindering destroyed supplies and equipment.</p> <p>g. Coordinate changes or delays to support plan caused by air attack with higher HQ S2/S3 and Support Operations Section using analog and/or digital communications or messenger.</p> <p>h. Coordinate replacement of personnel with higher headquarters S1 using analog and/or digital communications or messenger.</p> <p>i. Coordinate replacement of equipment with higher HQ S4 using analog and/or digital communications.</p> <p>NOTE: Requisitions for repair parts are made by using ULLS-G. ULLS-S4 is used to request equipment replacements.</p> <p>j. Direct unit to continue assigned mission.</p> <p>5. Unit personnel perform post-attack activities.</p> <p>a. Treat casualties.</p> <p>NOTE: See Task 08-2-0003.63-0001 for detailed treatment procedures.</p> <p>b. Transport casualties.</p> <p>NOTE: See Task 63-2-4316 for detailed casualty transportation procedures.</p> <p>c. Reconstruct damaged fighting positions and field fortifications.</p> <p>d. Repair damaged camouflage material.</p>		

<b>TASK STEPS AND PERFORMANCE MEASURES</b>	<b>GO</b>	<b>NO GO</b>
e. Move KIA remains and personal effects to a predesignated location.  f. Report casualties to CP using analog and/or digital communications or messenger.  g. Clear debris from area essential to mission accomplishment.  h. Continue mission, as directed by the commander.		

<b>TASK PERFORMANCE/EVALUATION SUMMARY BLOCK</b>							
ITERATION	1	2	3	4	5	M	TOTAL
TOTAL TASK STEPS EVALUATED							
TOTAL TASK STEPS "GO"							
TRAINING STATUS "GO/NO GO"							

“\*” indicates a leader task step.

<b>SUPPORTING INDIVIDUAL TASKS</b>		
<b>Task Number</b>	<b>Task Title</b>	<b>References</b>
031-503-3008	Implement Mission-Oriented Protective Posture	STP 21-24-SMCT
052-191-1501	Perform Individual Camouflage	STP 21-1-SMCT
071-331-0815	Practice Noise, Light, and Litter Discipline	STP 21-1-SMCT
441-091-1040	Visually Identify Threat Aircraft	STP 21-24-SMCT

#### **SUPPORTING COLLECTIVE TASKS: NONE**

#### **OPFOR TASKS AND STANDARDS**

**TASK:** CONDUCT AERIAL RECONNAISSANCE (63-OPFOR-1007)

**CONDITION:** OPFOR HQ requires intelligence on the location and identification of enemy elements. Aircraft is dispatched to take photographs and conduct a visual inspection of enemy rear area.

**STANDARD:** 1. Photograph assigned sectors. 2. Make quick visual checks where cloud ceiling is low. 3. Locate enemy positions in the rear area, particularly support and storage bases, and C2 facilities. 4. Report PIR and other information requirements to OPFOR HQ.

**ELEMENTS:** Company Headquarters  
Supply Platoon Headquarters  
Stock Control Section  
Storage and Issue Section  
Shop Supply and RX Section  
Production Control Section  
Quality Control Section  
Shop Platoon Headquarters  
Machinery Repair Section  
Electrical Repair Section  
Hull Repair Platoon Headquarters  
Hull Repair Section  
88 Landing Craft Utility Crew  
Barge Crew

**TASK:** Take Active Air Defense Measures Against Hostile Aircraft (63-2-4308)  
(FM 44-8, FM 3-4, FM 3-5, FM 44-80, STP 21-1-SMCT, STP 21-24-SMCT)

<b>ITERATION</b>	1	2	3	4	5	M	(circle)
------------------	---	---	---	---	---	---	----------

<b>COMMANDER/LEADER ASSESSMENT</b>	T	P	U	(circle)
------------------------------------	---	---	---	----------

**CONDITIONS:** The unit received an early warning of unknown or hostile aircraft in the area. The unit is tactically deployed supporting combat operations. The unit has analog and/or digital communications with higher HQ. Higher HQ OPORD, the unit TSOP, and higher HQ TSOP are available. Weapon control status is "WEAPONS HOLD." An air attack has caused casualties and damage to the operating area and facilities. This task is performed under all day or night environmental conditions. The unit is subject to air, NBC, and all levels of threat force attacks. Some iterations of this task should be performed in MOPP4.

**TASK STANDARDS:** Unit repulses attacking aircraft. At MOPP4, air search, aircraft engagement, and post-attack activities are significantly degraded due to protective clothing and eye-lens distortion.

<b>TASK STEPS AND PERFORMANCE MEASURES</b>	<b>GO</b>	<b>NO GO</b>
1. Unit personnel employ preparatory measures before engaging hostile aircraft.  a. Alert all personnel of the presence of hostile aircraft using analog and/or digital communications and local alarms if situation permits.  b. Occupy predesignated fighting positions and field fortifications.  c. Search assigned sector for approaching aircraft.  d. Identify threat aircraft visually.		

TASK STEPS AND PERFORMANCE MEASURES	GO	NO GO
<p>e. Report all aircraft actions to S3 Section using analog and/or digital communications.</p> <p>f. Prepare personnel to fire on orders of senior individual present or automatically return fire, if fired upon by aircraft.</p> <p>2. Unit engages hostile aircraft.</p> <p>a. Places weapon on highest rate of fire.</p> <p>b. Elects proper aim point for type of aircraft and direction of flight.</p> <p>c. Engages hostile aircraft with all available small arms until destroyed or warded off.</p> <p>*3. Commander and leaders supervise post attack activities.</p> <p>a. Give "All Clear" signal when hostile aircraft have departed the area.</p> <p>b. Forward damage report and personnel status report to S1 Section using analog and/or digital communications.</p> <p>c. Submit personnel SITREP to S1 Section using analog and/or digital communications, including casualty forms within 24 hours.</p> <p>d. Coordinate casualty treatment and evacuation with S1 Section using analog and/or digital communications.</p> <p>e. Direct clearing of mission-hindering destroyed supplies and equipment.</p> <p>f. Coordinate changes or delays to support plan caused by air attack with support operations section, battalion support operations section, and supported maneuver battalion S4 Section using analog and/or digital communications.</p> <p>g. Coordinate replacement of personnel with the S1 Section using analog and/or digital communications.</p>		

<b>TASK STEPS AND PERFORMANCE MEASURES</b>	<b>GO</b>	<b>NO GO</b>
<p>h. Coordinate replacement of equipment with S4 Section using ULLS-G to request repair parts and ULLS-S4 to request equipment replacements.</p> <p>i. Direct unit to continue assigned mission.</p> <p>4. Unit personnel perform post-attack activities.</p> <p>a. Treat casualties.</p> <p>NOTE: See Task 08-2-0003.63-0001 for detailed treatment procedures.</p> <p>b. Report casualties to CP using analog and/or digital communications or messenger.</p> <p>c. Transport casualties.</p> <p>NOTE: See Task 63-2-4316 for detailed transportation procedures.</p> <p>d. Reconstruct damaged fighting positions and field fortifications.</p>		

<b>TASK PERFORMANCE/EVALUATION SUMMARY BLOCK</b>							
<b>ITERATION</b>	<b>1</b>	<b>2</b>	<b>3</b>	<b>4</b>	<b>5</b>	<b>M</b>	<b>TOTAL</b>
TOTAL TASK STEPS EVALUATED							
TOTAL TASK STEPS "GO"							
TRAINING STATUS "GO/NO GO"							

“\*” indicates a leader task step.

<b>SUPPORTING INDIVIDUAL TASKS</b>		
<b>Task Number</b>	<b>Task Title</b>	<b>References</b>
071-311-2007	Engage Targets With an M16A1 or M16A2 Rifle	STP 21-1-SMCT
071-312-3031	Engage Targets With an M60 Machine Gun	STP 21-1-SMCT
441-091-1040	Visually Identify Threat Aircraft	STP 21-24-SMCT

**SUPPORTING COLLECTIVE TASKS: NONE**

OPFOR TASKS AND STANDARDS

TASK: CONDUCT AIR ATTACKS (63-OPFOR-1006)

CONDITION: OPFOR elements in the rear area have forwarded the positions of enemy support sites and/or the locations of road march elements to OPFOR HQ. OPFOR aircraft have been dispatched to attack enemy installations or convoys.

STANDARD: 1. Locate command and control site(s) or convoys. 2. Conduct attack runs on designated target(s). 3. Destroy enemy equipment, supplies, vehicles, and personnel.



TASK STEPS AND PERFORMANCE MEASURES	GO	NO GO
<p>f. Performs basic soldier skill decontamination.</p> <p>g. Occupies closed vehicles (nonessential personnel).</p> <p>*2. March commander relays NBC information to convoy elements.</p> <p>a. Plots contamination area on map overlay(s).</p> <p>b. Notifies all march elements of reported location and type of contamination using analog and/or digital communications.</p> <p>c. Designates assembly area(s) for convoy elements to complete preparations to cross area.</p> <p>d. Directs required protective measures and MOPP level for assembly area(s).</p> <p>e. Reports locations of assembly area(s), halt time, and tentative resumption time to the higher HQ staff element using analog and/or digital communications.</p> <p>f. Forwards NBC 4 nuclear reports to the higher HQ staff element using analog and/or digital communications.</p> <p>g. Directs recording of dose rates IAW time intervals established in the TSOP.</p> <p>3. March elements occupy assembly area(s).</p> <p>a. Move into assembly area without stopping on the route of march.</p> <p>b. Establish perimeter security with 360-degree surveillance and crew-served weapons positioned along likely avenues of approach.</p> <p>c. Employ camouflage and concealment techniques with emphasis on overhead concealment, mirrors, and windshields.</p> <p>d. Perform during-operations PMCS IAW applicable TM.</p>		



TASK STEPS AND PERFORMANCE MEASURES	GO	NO GO
<p>4. Designated personnel perform monitoring activities.</p> <p style="padding-left: 40px;">a. Record dose rates IAW time intervals specified in the TSOP.</p> <p>NOTE: During actual fallout, dose rates must be recorded at a minimum of every 15 minutes.</p> <p style="padding-left: 40px;">b. Establish correlation factor.</p> <p style="padding-left: 40px;">c. Record correlation factor.</p> <p style="padding-left: 40px;">d. Report correlation factor figures to the unit defense team.</p> <p style="padding-left: 40px;">e. Record dose rate at 30-minute intervals after peak dose rate has been reported.</p> <p>*5. March commander organizes radiological reconnaissance team(s).</p> <p style="padding-left: 40px;">a. Identifies possible routes through contaminated area by map reconnaissance.</p> <p style="padding-left: 40px;">b. Tasks convoy elements for vehicles, personnel, and equipment.</p> <p style="padding-left: 40px;">c. Prepares overlays and/or strip maps to guide reconnaissance team(s) on assigned routes.</p> <p style="padding-left: 40px;">d. Briefs reconnaissance team(s) on route, mission, and reporting procedures.</p> <p>*6. March commander selects a crossing route.</p> <p style="padding-left: 40px;">a. Employs correlation factor to determine ground dose rates from reconnaissance survey reports.</p> <p style="padding-left: 40px;">b. Identifies contamination levels for tentative routes from NBC 5 report and/or radiological survey reports.</p> <p style="padding-left: 40px;">c. Forwards radiological survey data to higher HQ staff element using analog and/or digital communications.</p> <p style="padding-left: 40px;">d. Establishes new exposure limits from OEG based on survey reports and in coordination with the higher HQ staff element.</p>		

TASK STEPS AND PERFORMANCE MEASURES	GO	NO GO
<p>e. Selects best route that reduces exposure and permits the fastest travel based on METT-TC.</p> <p>f. Requests route clearance and approval from higher HQ staff element using analog and/or digital communications.</p> <p>*7. March commander supervises crossing preparation activities.</p> <p>a. Maintains situational awareness at all times using analog and/or digital communications.</p> <p>b. Assigns crossing time(s) for all convoy elements.</p> <p>c. Assigns assembly area location(s) for all convoy elements on the other side of the contaminated area for hasty decontamination.</p> <p>d. Directs placement of extra shielding consistent with available materials.</p> <p>e. Directs precautionary measures and MOPP level required for crossing.</p> <p>f. Coordinates Call For Support with higher HQ staff element for hasty and deliberate decontamination support using analog and/or digital communications.</p> <p>8. NBC reconnaissance team(s) conduct a radiological route survey.</p> <p>a. Employ MOPP level 4.</p> <p>b. Employ additional shielding for non-armored vehicles.</p> <p>c. Inspect serviceability of all radiacmeters and other reconnaissance equipment.</p> <p>d. Plot checkpoints and distance intervals along route on overlays, based on tactical situation and time available.</p> <p>e. Employ radiacmeters and dosimeters to measure dose-rate readings inside the vehicle(s) at selected intervals between the checkpoints along the route.</p>		

TASK STEPS AND PERFORMANCE MEASURES	GO	NO GO
<p>f. Employ radiacmeters to measure dose-rate readings outside the vehicle(s) to determine the correlation factor.</p> <p>g. Report survey data to convoy commander using analog and/or digital communications or radio.</p> <p>h. Place entrance markers at boundary of contaminated area.</p> <p>NOTE: Markers should face away from the contaminated area in order to facilitate identification by convoy lead vehicle.</p> <p>i. Report location of contaminated areas to convoy commander via NBC 4 nuclear report format.</p> <p>j. Report reading, time, and location of contamination detection to the higher HQ staff element using analog and/or digital communications.</p> <p>k. Terminate radiological survey activities when turnback dose or turnback dose rate is reached, or when the specified area has been reconnoitered.</p> <p>9. Unit prepares to cross contaminated area.</p> <p>a. Employs MOPP level 4.</p> <p>b. Employs equipment and cargo protection measures.</p> <p>c. Closes all air vents and windows on vehicles.</p> <p>d. Employs extra shielding for non-armored vehicles.</p> <p>10. Unit crosses contaminated area.</p> <p>a. Follows route as marked by reconnaissance party or by overlay.</p> <p>b. Employs precautions that reduce dust.</p> <p>c. Avoids low ground, overhead branches, and heavy brush.</p> <p>d. Moves as quickly as possible across contaminated area without unnecessary halts and delays.</p>		

TASK STEPS AND PERFORMANCE MEASURES	GO	NO GO
<p>e. Verifies that all vehicles have crossed the contaminated area and are out of the affected area before stopping.</p> <p>f. Forwards crossing report to march commander using analog and/or digital communications.</p> <p>*11. March commander supervises crossing of contaminated area.</p> <p>a. Establishes extended interval or staggered parallel routes to minimize radioactive dust pickup.</p> <p>b. Monitors convoy elements crossings to ensure compliance with TSOP.</p> <p>c. Maintains communications with all march elements during crossing using analog and/or digital communications.</p> <p>d. Directs dropping of all expendable covering materials at the edge of the contaminated area.</p> <p>e. Forwards crossing report to the higher HQ staff element when all convoy elements have crossed the contaminated area using analog and/or digital communications.</p> <p>*12. March commander supervises decontamination measures.</p> <p>a. Identifies level of decontamination required in coordination with higher HQ staff element.</p> <p>b. Directs implementation of basic soldier skill decontamination based on level of contamination, weather, and tactical situation.</p> <p>c. Directs implementation of hasty decontamination based on level of contamination, weather, and the tactical situation.</p> <p>d. Enforces OPSEC measures during decontamination operations.</p> <p>e. Records radiation level readings from selected personnel wearing dosimeters.</p> <p>f. Forwards radiation exposure status to higher HQ staff element using analog and/or digital communications.</p>		

TASK STEPS AND PERFORMANCE MEASURES	GO	NO GO
<p>g. Coordinates Call For Support for detailed decontamination support with higher HQ staff using analog and/or digital communications.</p> <p>h. Monitors personnel for symptoms of radiation sickness.</p> <p>13. Unit performs radiological decontamination.</p> <p>a. Locates radiological contamination using unit radiacmeter.</p> <p>b. Performs personal wipedown technique on individual equipment within 15 minutes of contamination by brushing, scraping, or shaking dry contaminant from equipment, if possible.</p> <p>c. Washes exposed area of skin with soap and water.</p> <p>d. Wipes off mask, hood, helmet, gloves, footwear covers, and other personal equipment with soapy water.</p> <p>e. Disposes of contaminated dust and articles IAW prescribed techniques in higher HQ OPORD and the battalion and unit TSOP.</p> <p>f. Measures level of residual radiation using radiacmeters to determine if contamination is negligible.</p> <p>g. Assists in hasty decontamination of equipment (vehicle washdown).</p> <p>h. Conducts deliberate decontamination.</p> <p>i. Constructs sumps and runoff ditches to control contaminated drainage.</p> <p>*14. March commander coordinates resumption of road march.</p> <p>a. Designates SP location and times for all convoy elements.</p> <p>b. Reschedules checkpoint and RP crossing times in coordination with higher HQ staff element.</p> <p>c. Provides new march instructions to all convoy elements.</p> <p>d. Directs covering and marking of contaminated runoff areas.</p>		

TASK STEPS AND PERFORMANCE MEASURES	GO	NO GO
<p>e. Affixes locations of contaminated runoff areas on map overlay(s).</p> <p>f. Forwards march resumption reports to the higher HQ staff element using analog and/or digital communications.</p> <p>15. Unit performs march resumption activities.</p> <p>a. Covers areas used for decontamination.</p> <p>b. Marks entrance and exit to contaminated area.</p> <p>c. Records radiation dose readings of areas used for decontamination operations.</p> <p>d. Crosses new SP at time prescribed by the convoy commander.</p>		

TASK PERFORMANCE/EVALUATION SUMMARY BLOCK							
ITERATION	1	2	3	4	5	M	TOTAL
TOTAL TASK STEPS EVALUATED							
TOTAL TASK STEPS "GO"							
TRAINING STATUS "GO/NO GO"							

“\*” indicates a leader task step.

<b>SUPPORTING INDIVIDUAL TASKS</b>		
<b>Task Number</b>	<b>Task Title</b>	<b>References</b>
031-503-1007	Decontaminate Your Skin and Personal Equipment Using an M258A1 Decontamination Kit	STP 21-1-SMCT
031-503-1015	Protect Yourself From NBC Injury/Contamination With Mission-Oriented Protective Posture (MOPP) Gear	STP 21-1-SMCT
031-503-1018	React to a Nuclear Hazard	STP 21-1-SMCT
031-503-1023	Protect Yourself From NBC Injury/Contamination When Changing Mission-Oriented Protective Posture (MOPP) Gear	STP 21-1-SMCT
031-503-2004	Prepare and Submit NBC 4 Reports	STP 21-24-SMCT
031-503-3004	Supervise the Crossing of a Contaminated Area	STP 21-24-SMCT
031-503-3006	Supervise Radiation Monitoring	STP 21-24-SMCT
031-503-3008	Implement Mission-Oriented Protective Posture	STP 21-24-SMCT
031-503-3009	Lead MOPP Gear Exchange	STP 21-24-SMCT

**SUPPORTING COLLECTIVE TASKS: NONE****OPFOR TASKS AND STANDARDS**

**TASK: DISRUPT ENEMY MOVEMENT AND OPERATIONS USING TACTICAL NUCLEAR WEAPONS (63-OPFOR-1002)**

**CONDITION:** Tactical nuclear weapons are employed against key locations in the rear area.

**STANDARD:** 1. Disrupt or delay movement of equipment and supplies to forward areas. 2. Destroy enemy equipment and supplies. 3. Inflict nuclear casualties among enemy troops. 4. Deny enemy use of specified areas. 5. Contaminate enemy equipment and supplies.

- ELEMENTS:** Company Headquarters  
 Supply Platoon Headquarters  
 Stock Control Section  
 Storage and Issue Section  
 Shop Supply and RX Section  
 Production Control Section  
 Quality Control Section  
 Shop Platoon Headquarters  
 Machinery Repair Section  
 Electrical Repair Section  
 Hull Repair Platoon Headquarters  
 Hull Repair Section  
 88 Landing Craft Utility Crew  
 Barge Crew

**TASK:** Defend Convoy Elements (63-2-4006) (FM 55-30, FM 3-4, FM 44-8, STP 21-1-SMCT, STP 21-24-SMCT)

<b>ITERATION</b>	1	2	3	4	5	M	(circle)
------------------	---	---	---	---	---	---	----------

<b>COMMANDER/LEADER ASSESSMENT</b>	T	P	U	(circle)
------------------------------------	---	---	---	----------

**CONDITIONS:** Threat forces attack the march column. The unit has analog and/or digital communications with higher HQ. The higher HQ OPORD with all annexes and overlays, unit TSOP, and higher HQ TSOP are available. The unit is conducting a tactical road march. CAS sorties and indirect fire support have been allocated, but with low priority. Pyrotechnics are available for signaling and marking locations. This task is conducted under all day or night environmental conditions. The threat is capable of launching air, NBC, and ground Level I threat forces attack. Some iterations of this task should be performed in MOPP4.

**TASK STANDARDS:** Attacks are repelled by proper immediate action techniques and march is resumed IAW TSOP and movement order. At MOPP4, performance degradation factors increase response times.

TASK STEPS AND PERFORMANCE MEASURES	GO	NO GO
<p>*1. Convoy commander supervises reaction to sniper fire.</p> <ul style="list-style-type: none"> <li>a. Locates approximate location of sniper incident on map from convoy element reports using analog and/or digital communications or individual reports.</li> <li>b. Identifies whether area is a free fire zone or restricted fire zone.</li> <li>c. Authorizes return fire only if sniper(s) are located.</li> </ul>		



TASK STEPS AND PERFORMANCE MEASURES	GO	NO GO
<p>d. Directs march elements to increase march speed and interval between vehicles until they have cleared the area using analog and/or digital communications or visual signals.</p> <p>e. Provides instructions to follow-on convoy elements using analog and/or digital communications.</p> <p>f. Forwards incident report to higher HQ staff element using analog and/or digital communications.</p> <p>2. Unit takes action against sniper fire.</p> <p>a. Maintains situational awareness using analog and/or digital communications.</p> <p>b. Reports sniper fire to convoy commander immediately upon contact.</p> <p>c. Returns fire immediately that kills snipers or suppresses their fire (designated personnel only).</p> <p>d. Increases column rate of march and vehicle interval.</p> <p>*3. Convoy commander supervises defense against ambush, road blocked, or road not blocked.</p> <p>a. Identifies location of ambush site on map with map overlay using analog and/or digital communications.</p> <p>b. Directs convoy elements under attack to employ correct protective actions as prescribed in higher HQ movement order and TSOP.</p> <p>c. Provides instructions on halt points and security requirements to all convoy elements.</p> <p>d. Forwards initial incident report to higher HQ staff element using analog and/or digital communications.</p> <p>e. Directs hardened vehicles with automatic fire capability into position to lay down concentrated fire on threat position(s).</p> <p>f. Directs the convoy elements ahead and convoy element following to organize security teams to attack flanks of threat ambush party.</p>		

TASK STEPS AND PERFORMANCE MEASURES	GO	NO GO
<p>g. Maintains constant communications with all convoy elements engaging threat to immediately make adjustments to tactical situation using analog and/or digital communications.</p> <p>h. Forwards subsequent SITREP reports to higher HQ staff element as situation changes using analog and/or digital communications.</p> <p>i. Requests immediate CAS and/or indirect fire support from higher HQ staff element using analog and/or digital communications.</p> <p>j. Directs use of pyrotechnics for signaling or marking areas.</p> <p>k. Develops contingency plans to displace elements not under attack and withdraw elements under attack.</p> <p>4. Unit defends against ground ambush (road not blocked).</p> <p>a. Reports ambush to convoy commander immediately upon contact using analog and/or digital communications.</p> <p>b. Identifies threat location(s).</p> <p>c. Returns fire immediately that kills threat and suppresses their fire (non-driving personnel).</p> <p>d. Stops vehicles (not in kill zone).</p> <p>e. Increases rate of march until out of kill zone (vehicles in kill zone).</p> <p>f. Keeps roadway clear by pushing disabled vehicles aside.</p> <p>g. Organizes security element(s) of soldiers not in kill zone (senior member present).</p> <p>h. Directs fire and maneuver of security elements to allow remaining vehicles to pass through kill zone (senior member present).</p> <p>i. Forwards SITREP to convoy commander using analog and/or digital communications.</p>		

TASK STEPS AND PERFORMANCE MEASURES	GO	NO GO
<p>5. Unit defends against ground attack (road blocked).</p> <ul style="list-style-type: none"> <li>a. Reports ambush to convoy commander immediately upon contact.</li> <li>b. Dismounts vehicles on opposite side of direction of ambush.</li> <li>c. Returns fire immediately which kills threat or suppresses their fire (soldiers in kill zone).</li> <li>d. Takes up firing positions while awaiting orders (soldiers not in kill zone).</li> <li>e. Organizes security element(s) of soldiers not in kill zone (senior member present).</li> <li>f. Directs fire and maneuver of security elements to allow removal of road block (senior member present).</li> <li>g. Forwards SITREP to convoy commander using analog and/or digital communications.</li> </ul> <p>*6. Convoy commander requests indirect fire support.</p> <ul style="list-style-type: none"> <li>a. Requests fire support IAW instructions in the higher HQ movement order or TSOP using analog and/or digital communications.</li> <li>b. Identifies grid direction to threat location.</li> <li>c. Identifies threat target location using grid coordinates or shift from a known point.</li> <li>d. Transmits call for fire in proper sequence using analog and/or digital communications.</li> <li>e. Transmits fire adjustment information in proper sequence to the fire support element, if an "adjust fire" mission is required, using analog and/or digital communications.</li> <li>f. Transmits "end of mission" and surveillance report if fire was sufficient using analog and/or digital communications.</li> </ul>		

TASK STEPS AND PERFORMANCE MEASURES	GO	NO GO
<p>*7. Convoy commander requests CAS.</p> <ul style="list-style-type: none"> <li>a. Verifies threat position(s).</li> <li>b. Requests CAS by means prescribed in higher HQ movement order using analog and/or digital communications.</li> <li>c. Supervises preparation of unit personnel for friendly strike.</li> <li>d. Directs marking of friendly unit location(s) with prescribed colored smoke.</li> <li>e. Communicates strike effectiveness to higher HQ staff element using analog and/or digital communications.</li> </ul> <p>8. Unit employs passive defense measures against air attack.</p> <ul style="list-style-type: none"> <li>a. Provides the prescribed signal to alert column.</li> <li>b. Staggers vehicles to avoid linear patterns.</li> <li>c. Drives vehicle in shadows or wood line.</li> <li>d. Assumes firing positions.</li> <li>e. Fires only upon command.</li> <li>f. Reports all aircraft actions to higher HQ staff element using analog and/or digital communications.</li> </ul> <p>9. Unit employs active defense measures against air attack.</p> <ul style="list-style-type: none"> <li>a. Employs the prescribed signal to alert march elements.</li> <li>b. Identifies threat aircraft visually.</li> <li>c. Disperses vehicles to concealed locations.</li> <li>d. Assumes firing positions.</li> <li>e. Prepares crew-served weapons for firing.</li> <li>f. Fires weapons at attacking aircraft only if fired upon or on command.</li> </ul>		

TASK STEPS AND PERFORMANCE MEASURES	GO	NO GO
<p>*10. Convoy commander supervises reorganization after attack.</p> <ul style="list-style-type: none"> <li>a. Identifies status of all personnel, equipment, and cargo through convoy element reports using analog and/or digital communications.</li> <li>b. Coordinates requirements within march elements for load transfer, vehicle repairs, mortuary affairs, and medical evacuation using analog and/or digital communications.</li> <li>c. Requests emergency destruction authorization from higher HQ staff element for unrepairable items using analog and/or digital communications.</li> <li>d. Forwards SITREP to higher HQ staff element using analog and/or digital communications.</li> </ul> <p>11. Unit reorganizes after the attack.</p> <ul style="list-style-type: none"> <li>a. Maintains 360-degree surveillance.</li> <li>b. Treats casualties.</li> </ul> <p>NOTE: See Task 08-2-0003.63-0001 for detailed treatment procedures.</p> <ul style="list-style-type: none"> <li>c. Reports casualties using analog and/or digital communications.</li> <li>d. Requests air ambulance support through convoy commander.</li> <li>e. Reestablishes chain of command, if necessary.</li> <li>f. Secures landing zone, if air ambulance is required.</li> <li>g. Evacuates casualties.</li> </ul> <p>NOTE: See Task 63-2-4316 for detailed casualty evacuation procedures.</p> <ul style="list-style-type: none"> <li>h. Performs mortuary affairs functions.</li> </ul> <p>NOTE: See Task 10-2-4513 for detailed mortuary affairs procedures.</p> <ul style="list-style-type: none"> <li>i. Assesses damage to vehicles and cargo to determine operability and repairability.</li> </ul>		

<b>TASK STEPS AND PERFORMANCE MEASURES</b>	<b>GO</b>	<b>NO GO</b>
j. Performs BDAR for recoverable vehicles.  k. Removes critical items from unrecoverable vehicles.  l. Requests emergency destruction of vehicles and non-medical equipment from march commander using analog and/or digital communications.  m. Forwards SITREP to convoy commander using analog and/or digital communications.  n. Reorganizes convoy elements.  o. Resumes march.		

<b>TASK PERFORMANCE/EVALUATION SUMMARY BLOCK</b>							
<b>ITERATION</b>	<b>1</b>	<b>2</b>	<b>3</b>	<b>4</b>	<b>5</b>	<b>M</b>	<b>TOTAL</b>
TOTAL TASK STEPS EVALUATED							
TOTAL TASK STEPS "GO"							
TRAINING STATUS "GO/NO GO"							

“\*” indicates a leader task step.

<b>SUPPORTING INDIVIDUAL TASKS</b>		
<b>Task Number</b>	<b>Task Title</b>	<b>References</b>
061-283-6003	Adjust Indirect Fire	STP 21-24-SMCT
071-311-2007	Engage Targets With an M16A1 or M16A2 Rifle	STP 21-1-SMCT
071-312-3031	Engage Targets With an M60 Machine Gun	STP 21-1-SMCT
071-326-0503	Move Over, Through, or Around Obstacles (Except Minefields)	STP 21-1-SMCT
081-831-0101	Request Medical Evacuation	STP 21-24-SMCT
081-831-1026	Apply a Dressing to an Open Chest Wound	STP 21-1-SMCT
101-515-1900	Perform Mortuary Affairs Operations	STP 21-1-SMCT
441-091-1040	Visually Identify Threat Aircraft	STP 21-24-SMCT

**SUPPORTING COLLECTIVE TASKS: NONE**

## OPFOR TASKS AND STANDARDS

### TASK: CONDUCT HASTY AMBUSH (63-OPFOR-1003)

CONDITION: OPFOR element is moving in a wooded area when an enemy march element is seen moving along a nearby route.

STANDARD: 1. Prepare ambush site before arrival of enemy element. 2. Surprise enemy forces. 3. Inflict casualties within the designated kill zone. 4. Inflict damage to vehicles and equipment within the designated kill zone. 5. Delay enemy march element from reaching its destination for a specified period. 6. Withdraw, on order, within two minutes of ambush initiation. 7. Report actions to superiors.

### TASK: CONDUCT DELIBERATE AMBUSH (63-OPFOR-1004)

CONDITION: OPFOR element is operating along an enemy MSR. OPFOR intelligence has reported that an enemy element is conducting a road march along the route. OPFOR has set up an ambush. The march element is approximately 15 minutes from the ambush point. OPFOR element possesses automatic weapons, antiarmor weapons, and command detonated mines. OPFOR HQ has ordered complete destruction of march element.

STANDARD: 1. Prepare ambush site before arrival of enemy element. 2. Surprise enemy forces. 3. Force enemy march element to halt in kill zone. 4. Initiate ambush on order of the OPFOR leader. 5. Kill, wound, or capture enemy personnel and destroy specified vehicles and equipment in the kill zone. 6. Engage enemy reinforcements and security elements. 7. Consolidate and withdraw from the area on order. 8. Report all specified PIR and other intelligence requirements.

### TASK: CONDUCT SNIPER OPERATIONS (63-OPFOR-1005)

CONDITION: OPFOR has assigned snipers, regular and/or irregular elements, in the enemy rear area along MSR and near support sites.

STANDARD: 1. Set up well-concealed location(s). 2. Engage vehicle drivers or personnel on foot with short bursts of semi-automatic fire. 3. Kill or wound selected target. 4. Prevent position from being discovered by enemy forces. 5. Evacuate the area without being spotted. 6. Report all specified PIR and other intelligence requirements to OPFOR HQ.

**ELEMENTS:** Company Headquarters  
 Supply Platoon Headquarters  
 Stock Control Section  
 Storage and Issue Section  
 Shop Supply and RX Section  
 Production Control Section  
 Quality Control Section  
 Shop Platoon Headquarters  
 Machinery Repair Section  
 Electrical Repair Section  
 Hull Repair Platoon Headquarters  
 Hull Repair Section  
 88 Landing Craft Utility Crew  
 Barge Crew

**TASK:** Set Up Unit Defense (63-2-4011) (FM 10-27-2, FM 10-27-3, FM 21-75, FM 3-100.4, FM 3-4, FM 7-10, STP 21-1-SMCT, STP 21-24-SMCT)

**ITERATION** 1 2 3 4 5 M (circle)

**COMMANDER/LEADER ASSESSMENT** T P U (circle)

**CONDITIONS:** The unit is required to complete the setup of the unit defense IAW the time limit set by the commander. The unit has analog and/or digital communications with higher HQ. The higher HQ OPORD with all annexes and overlays, the unit TSOP, and higher HQ TSOP are available. Unit defense plan is available. All fighting positions, locations of obstacles, and early warning devices are selected. This task is performed under all day or night environmental conditions. The unit is subject to air, NBC, and ground Level I threat forces attack. Some iterations of this task should be performed in MOPP4.

**TASK STANDARDS:** All preparations are completed for the defense within the time specified and IAW the defense plan. At MOPP4, performance degradation factors increase response times.

TASK STEPS AND PERFORMANCE MEASURES	GO	NO GO
<p>*1. Unit leaders supervise setup of element defensive sector.</p> <p>a. Assign all personnel to primary fighting positions based on type of weapon as prescribed in the defense plan.</p> <p>b. Assign sectors of fire for each primary position as prescribed in the defense plan.</p> <p>c. Assign alternate and supplementary positions for each primary position.</p> <p>d. Assign sectors of fire for each supplementary position.</p>		



TASK STEPS AND PERFORMANCE MEASURES	GO	NO GO
<p>e. Verify sectors of fire, range cards, aiming stakes, and possible dead space before authorizing construction of positions.</p> <p>f. Supervise construction of individual fighting positions within the element's sector.</p> <p>g. Supervise clearing of fields of fire.</p> <p>h. Supervise construction of obstacles IAW the defense plan.</p> <p>i. Supervise construction of OP/LP.</p> <p>j. Supervise emplacement of expedient warning device and position barriers.</p> <p>k. Assign personnel to unit internal reaction force IAW defense plan.</p> <p>l. Prepare defensive sector sketch showing the location and sector of fire for each weapon, all known dead space, and the location and estimated ranges to prominent terrain features within the assigned area.</p> <p>m. Forward sector sketch to unit leader using analog and/or digital communications or messenger.</p> <p>n. Enforce safety procedures IAW TSOP and publications.</p> <p>o. Enforce environmental stewardship protection program procedures.</p> <p>2. Unit personnel construct primary fighting positions.</p> <p>a. Identify position location and sector of fire as directed by unit leader.</p> <p>b. Dig an initial hasty fighting position at least one-half meter (18 to 20 inches) deep and with partially cleared fields of fire.</p> <p>c. Walk sector to determine ranges and dead space using buddy system.</p> <p>d. Improve hasty fighting position to a two-man position.</p>		

TASK STEPS AND PERFORMANCE MEASURES	GO	NO GO
<p>e. Install sector of fire stakes to identify area directed by unit leader.</p> <p>f. Prepare appropriate range card by sighting in automatic weapons, anti armor weapons, and grenade launchers on the assigned engagement area.</p> <p>g. Dig position to fit the natural cover available at least armpit deep using dirt to build a parapet (front cover) at least 18 inches thick.</p> <p>h. Dig two trench grenade sumps, one at each end of the two-man position, and sloped toward the sumps.</p> <p>i. Complete clearing fields of fire, using foliage for camouflage.</p> <p>j. Construct overhead and flank cover for fighting position as time permits.</p> <p>k. Camouflage position to prevent easy detection from 35 meters.</p> <p>l. Report completion of primary positions to the unit leader.</p> <p>m. Mark alternate and supplementary positions as directed by unit leader.</p> <p>n. Employ safety procedures IAW TSOP and publications.</p> <p>o. Employ environmental stewardship protection program procedures.</p> <p>3. Unit personnel emplace obstacles and early warning devices.</p> <p>a. Place PEWS into operation at location(s) directed by the element leader.</p> <p>b. Emplace man-made barriers, concertina wire, and field expedient devices in locations directed by the unit leader.</p> <p>c. Position trip flares and field-expedient noise devices in locations directed by the unit leader.</p> <p>d. Camouflage all obstacles and devices.</p>		

TASK STEPS AND PERFORMANCE MEASURES	GO	NO GO
<p>e. Report completion of barrier emplacements to the unit leader using analog and/or digital communications or messenger.</p> <p>f. Employ safety procedures IAW TSOP and publications.</p> <p>g. Employ environmental stewardship protection program procedures.</p> <p>*4. Unit leaders supervise set up of defensive sector.</p> <p>a. Consolidate element defense sketches, after verification of compliance, into a unit defensive sector sketch.</p> <p>b. Forward unit's defensive sector sketch to unit CP within one hour after arrival at the new site using analog and/or digital communications or messenger.</p> <p>c. Inspect unit positions to ensure structure, camouflage, and location comply with the unit defense plan and TSOP.</p> <p>d. Verify interlocking fires, dead space, and sector of fire for key weapon positions.</p> <p>e. Inspect OP/LP and personnel for communications, camouflage, and knowledge of withdrawal route.</p> <p>f. Inspect obstacles to ensure compliance with unit defense plan and TSOP.</p> <p>g. Report completion of sector set up to CP using analog and/or digital communications or messenger.</p> <p>h. Enforce safety procedures IAW TSOP and publications.</p> <p>i. Enforce environmental stewardship protection program procedures.</p> <p>5. Unit personnel establish OP/LP.</p> <p>a. Position OP/LP within effective small arms range of unit elements.</p> <p>b. Establish communications (analog and/or digital means) with nearest unit element and the CP.</p>		

TASK STEPS AND PERFORMANCE MEASURES	GO	NO GO
<p>c. Camouflage OP/LP to prevent it from being detected within 35 meters.</p> <p>d. Establish withdrawal route that provides adequate cover and concealment.</p> <p>*6. Commander supervises set up of the unit's defensive sector.</p> <p>a. Inspects defensive preparation to ensure compliance with the defense plan.</p> <p>b. Consolidates element sector defense sketches, after verification of compliance, into the unit sector sketch.</p> <p>c. Forwards unit sector sketch to the battalion S2/S3 element using analog and/or digital communications or messenger.</p> <p>d. Maintains sector sketch in the CP using digital device and/or analog displays.</p> <p>e. Directs establishment of centrally located ammunition resupply and casualty collection point in the unit area.</p> <p>f. Enforces safety procedures IAW TSOP and publications.</p> <p>g. Enforces environmental stewardship protection program procedures.</p>		

TASK PERFORMANCE/EVALUATION SUMMARY BLOCK							
ITERATION	1	2	3	4	5	M	TOTAL
TOTAL TASK STEPS EVALUATED							
TOTAL TASK STEPS "GO"							
TRAINING STATUS "GO/NO GO"							

“\*” indicates a leader task step.

<b>SUPPORTING INDIVIDUAL TASKS</b>		
<b>Task Number</b>	<b>Task Title</b>	<b>References</b>
052-191-1501	Perform Individual Camouflage	STP 21-1-SMCT
071-312-3007	Prepare a Range Card for an M60 Machine Gun	STP 21-1-SMCT
071-326-0513	Select Temporary Fighting Positions	STP 21-1-SMCT
071-326-5703	Construct Individual Fighting Positions	STP 21-1-SMCT
071-326-5704	Supervise Construction of a Fighting Position	STP 21-24-SMCT
071-326-5705	Establish an Observation Post	STP 21-24-SMCT
071-326-5770	Prepare a Platoon Sector Sketch	STP 21-24-SMCT
071-331-0852	Clear a Field of Fire	STP 21-1-SMCT

**OPFOR TASKS AND STANDARDS: NONE**

**ELEMENTS:** Company Headquarters  
 Supply Platoon Headquarters  
 Stock Control Section  
 Storage and Issue Section  
 Shop Supply and RX Section  
 Production Control Section  
 Quality Control Section  
 Shop Platoon Headquarters  
 Machinery Repair Section  
 Electrical Repair Section  
 Hull Repair Platoon Headquarters  
 Hull Repair Section  
 88 Landing Craft Utility Crew  
 Barge Crew

**TASK:** Prepare Unit for Nuclear, Biological, and Chemical Conditions (63-2-4013)  
 (FM 3-4, AR 350-41, FM 3-100.4, FM 3-3, STP 21-1-SMCT, STP 21-24-SMCT)

**ITERATION**                                 1         2         3         4         5         M         (circle)

**COMMANDER/LEADER ASSESSMENT**   T         P         U         (circle)

**CONDITIONS:** An NBC threat exists. The unit has analog and/or digital communications with higher HQ. The higher HQ OPORD, unit TSOP, and higher HQ TSOP are available. The CP, bivouac and operational areas, and perimeter defenses are set up. Unit and individual NBC defense equipment are available. The unit commander has provided his guidance. Threat has the capability to deliver chemical/biological agents and nuclear weapons. NBC vulnerability analysis is performed by the higher HQ NBC officer/NCO and distributed to the unit. This task is performed under all day or night environmental conditions. Some iterations of this task should be performed in MOPP4.

**TASK STANDARDS:** All NBC defense preparatory tasks are completed IAW the TSOP and OPORD and within the time set forth by the higher HQ staff personnel. At MOPP4, performance degradation factors increase time required to perform this task.

<b>TASK STEPS AND PERFORMANCE MEASURES</b>	<b>GO</b>	<b>NO GO</b>
*1. Commander and leaders plan unit NBC defense preparatory activities.  a. Identify stated policies and procedures by reviewing the TSOP and OPORD.  b. Identify current NBC threat and recommended countermeasures in coordination with the higher HQ staff element and unit NBC specialist.  c. Identify location(s) of natural shelters consistent with NBC threat.		

TASK STEPS AND PERFORMANCE MEASURES	GO	NO GO
<p>d. Identify location(s) for construction of protective shelters, if required or available.</p> <p>e. Identify location(s) for placement of automatic alarm systems.</p> <p>f. Provide instructions on improvement of individual and crew-served weapons fighting positions.</p> <p>g. Identify the availability of personnel to perform tasks.</p> <p>h. Designate MOPP level as prescribed by the higher HQ staff element.</p> <p>i. Establish decontamination priorities for operational sites in coordination with the higher HQ staff element.</p> <p>j. List tasks to be performed and time limits for each task.</p> <p>k. Disseminate NBC defense preparation plan to all subelements using analog and/or digital communications or messenger.</p> <p>l. Task elements to provide NBC equipment operators.</p> <p>m. Conduct MOPP analysis.</p> <p>n. Provide guidance for the protection of food, water, and mission essential supplies.</p> <p>*2. Element leaders implement NBC defense plan and preparatory tasks.</p> <p>a. Conduct inventory of all element NBC defense equipment.</p> <p>b. Request issue of shortages from the unit supply facility.</p> <p>c. Direct placement of automatic alarm system(s) located in element areas.</p> <p>d. Direct improvement of individual fighting positions with consideration for blast, thermal, and nuclear radiation, electromagnetic pulse, transient radiation effects on electronics, and blackout.</p> <p>e. Supervise construction of protective shelters in assigned area.</p>		

TASK STEPS AND PERFORMANCE MEASURES	GO	NO GO
<p>f. Assign each element member to a protective shelter.</p> <p>g. Forward roster of all element NBC defense equipment operators to the CP using appropriate BFACS.</p> <p>h. Provide instructions on audio and visual NBC alarms, MOPP level, and protective shelters.</p> <p>i. Inspect all NBC defense equipment for proper fit, serviceability, and accountability.</p> <p>j. Enforce field sanitation and personal hygiene measures.</p> <p>k. Inspect all element personnel for compliance with measures prescribed by the battalion and unit TSOP, OPORD, and commander's directives.</p> <p>l. Forward element completion report to CP using analog and/or digital communications or messenger.</p> <p>m. Enforce safety procedures IAW TSOP and applicable publications.</p> <p>n. Enforces environmental protection program procedures.</p> <p>3. Unit personnel perform NBC defense preparatory tasks.</p> <p>a. Construct protective shelters at locations designated by element leaders.</p> <p>b. Improve fighting positions with consideration for blast, thermal, and radiation effects.</p> <p>c. Perform PMCS on all survey equipment, monitoring equipment, and chemical detection equipment.</p> <p>d. Zero all dosimeters using appropriate charger.</p> <p>e. Inspect protective masks and clothing for serviceability and accountability.</p> <p>f. Identify assigned protective shelters or defensive positions in case of an attack.</p>		



<b>TASK STEPS AND PERFORMANCE MEASURES</b>	<b>GO</b>	<b>NO GO</b>
g. Carry protective mask with hood, skin decontamination kit, and detector paper (as permitted by designated MOPP level).  h. Store overgarments, overboots, and gloves within reach while at workstation (as permitted by designated MOPP level).  i. Employ field sanitation and personal hygiene measures.  j. Employ safety procedures IAW TSOP and publications.  k. Employ environmental stewardship protection program procedures.		

<b>TASK PERFORMANCE/EVALUATION SUMMARY BLOCK</b>							
<b>ITERATION</b>	<b>1</b>	<b>2</b>	<b>3</b>	<b>4</b>	<b>5</b>	<b>M</b>	<b>TOTAL</b>
TOTAL TASK STEPS EVALUATED							
TOTAL TASK STEPS "GO"							
TRAINING STATUS "GO/NO GO"							

“\*” indicates a leader task step.

<b>SUPPORTING INDIVIDUAL TASKS</b>		
<b>Task Number</b>	<b>Task Title</b>	<b>References</b>
031-503-1004	Protect Yourself From Chemical and Biological Injury/ Contamination Using Your M17-Series Protective Mask With Hood	STP 21-1-SMCT
031-503-1006	Protect Yourself From NBC Injury/Contamination When Drinking From Your Canteen While Wearing Your Protective Mask	STP 21-1-SMCT
031-503-1012	Protect Yourself From Chemical and Biological Injury/Contamination Using Your M24 or M25-Series Protective Mask With Hood	STP 21-1-SMCT
031-503-1015	Protect Yourself From NBC Injury/Contamination With Mission-Oriented Protective Posture (MOPP) Gear	STP 21-1-SMCT

<b>Task Number</b>	<b>Task Title</b>	<b>References</b>
031-503-1018	React to a Nuclear Hazard	STP 21-1-SMCT
031-503-1019	React to Chemical or Biological Hazard/Attack	STP 21-1-SMCT
031-503-1024	Replace Canister on Your M40-Series Protective Mask	STP 21-1-SMCT
031-503-1026	Maintain Your M40-Series Protective Mask With Hood	STP 21-1-SMCT
031-503-2013	Use and Perform Operator Maintenance on the IM174-Series Radiacmeter	STP 21-24-SMCT
031-503-2020	Use and Perform Operator Maintenance on the IM93 or IM147 Dosimeter and PP1578-Series Charger	STP 21-24-SMCT
031-503-3006	Supervise Radiation Monitoring	STP 21-24-SMCT
031-503-3008	Implement Mission-Oriented Protective Posture	STP 21-24-SMCT
031-503-3010	Supervise Employment of Nuclear, Biological, or Chemical Markers	STP 21-24-SMCT
031-504-3001	Supervise Positioning of the Chemical Agent Alarm	STP 21-24-SMCT
031-506-1052	Protect Yourself and Others From Chemical and Biological Injury/Contamination By Using (Entering or Exiting) a Collective Protection Shelter	STP 21-1-SMCT
850-001-3001	Control Mission Safety Hazards	STP 21-24-SMCT

**SUPPORTING COLLECTIVE TASKS: NONE**

**OPFOR TASKS AND STANDARDS: NONE**



TASK STEPS AND PERFORMANCE MEASURES	GO	NO GO
<p>e. Monitor employment of counter- and counter-counter-surveillance measures to ensure procedures are taken IAW TSOP and command guidance.</p> <p>f. Monitor employment of automated systems security and defense against DE devices preventive measures to ensure compliance with TSOP and command guidance.</p> <p>g. Perform "on-the-spot correction" when OPSEC weaknesses or violations are discovered.</p> <p>2. Unit personnel employ information security measures.</p> <p>a. Account for all OPORDs and annexes by requiring receipt signature during distribution.</p> <p>NOTE: OPORDs should be sent by secure analog and/or digital means when possible to reduce the number of written copies.</p> <p>b. Account for all SOIs/SSIs at all times.</p> <p>c. Control all operational information on a need-to-know basis.</p> <p>d. Maintain all classified information and materials in an authorized security container.</p> <p>e. Maintain emergency destruction instructions IAW applicable regulations and the TSOP.</p> <p>f. Maintain details of military activities separate from personnel activities.</p> <p>3. Unit personnel employ SIGSEC measures.</p> <p>a. Transmit mission essential information by secure radio or secure digital means only.</p> <p>NOTE: If situation permits, information should be transmitted by secure analog and/or digital device to minimize detection and voice transmissions.</p> <p>b. Employ authentication and encryption codes specified in the SOI/SSI.</p>		

TASK STEPS AND PERFORMANCE MEASURES	GO	NO GO
<p>c. Employ code names for persons, equipment, units, and locations when transmitting over nonsecure means IAW SOI/SSI.</p> <p>d. Transmit messages for no longer than 20 seconds.</p> <p>e. Report all COMSEC discrepancies/violations to higher HQ communications personnel.</p> <p>NOTE: Encryption may not be necessary with SINCGARS radios and digital communication.</p> <p>4. Unit personnel employ electronic protection.</p> <p>a. Tune equipment to assigned frequencies specified in current SOI/SSI.</p> <p>b. Observe, as directed, all radio silence periods.</p> <p>c. Employ correct anti-jamming procedures.</p> <p>d. Forward MIJI Feeder Voice Template Report to battalion communications personnel within 10 minutes of the incident using analog and/or digital communications.</p> <p>5. Unit personnel employ counter-surveillance measures.</p> <p>a. Employ litter prevention measures that keep area free of trash, litter, or personal items.</p> <p>b. Employ measures that prevent creating footpaths and vehicle tracks between elements in the unit area.</p> <p>c. Set radio volumes and squelches to lowest possible setting.</p> <p>6. Unit personnel employ automated systems security.</p> <p>a. Position computers within an enclosure that provides controlled access.</p> <p>b. Secure all electrical facilities that support the system.</p> <p>c. Restrict access to the computer by use of classified passwords.</p>		

TASK STEPS AND PERFORMANCE MEASURES	GO	NO GO
d. Control all log-ons and file access by the use of unique operator passwords.  e. Destroy all printouts of reports and lists as new ones are printed.  7. Unit personnel employ defense against DE devices.  a. Position unit equipment and vehicles in covered or concealed locations.  b. Cover glass or mirrors within line-of-sight of known threat locations.  c. Wear laser safety goggles when laser devices are used in the immediate area.		

TASK PERFORMANCE/EVALUATION SUMMARY BLOCK							
ITERATION	1	2	3	4	5	M	TOTAL
TOTAL TASK STEPS EVALUATED							
TOTAL TASK STEPS "GO"							
TRAINING STATUS "GO/NO GO"							

“\*” indicates a leader task step.

**SUPPORTING COLLECTIVE TASKS: NONE**

**OPFOR TASKS AND STANDARDS**

**TASK: CONDUCT AERIAL RECONNAISSANCE (63-OPFOR-1007)**

**CONDITION:** OPFOR HQ requires intelligence on the location and identification of enemy elements. Aircraft is dispatched to take photographs and conduct a visual inspection of enemy rear area.

**STANDARD:** 1. Photograph assigned sectors. 2. Make quick visual checks where cloud ceiling is low. 3. Locate enemy positions in the rear area, particularly support and storage bases, and C2 facilities. 4. Report PIR and other information requirements to OPFOR HQ.

**TASK: GATHER INTELLIGENCE (63-OPFOR-1008)**

**CONDITION:** Small OPFOR elements, operating in the rear area, are planning attacks on enemy bases. Information is needed to complete plans.

**STANDARD:** 1. Identify all PIR and other intelligence requirements. 2. Pass through any outpost, defensive wire, or warning devices undetected. 3. Move to an OP that offers cover and concealment and is close enough to gather PIR and other intelligence requirements. 4. Gather all PIR and other intelligence requirements. 5. Withdraw from area undetected. 6. Report all information to OPFOR HQ.

**TASK: CONDUCT ELECTRONIC WARFARE (63-OPFOR-1012)**

**CONDITION:** OPFOR employs a large number of radio detection finding sets, along with ground and airborne communications analysts, to monitor enemy forces for loose communications security practices.

**STANDARD:** 1. Locate the positions of enemy command, intelligence, and logistics radio nets. 2. Forward locations to OPFOR HQ. 3. Use jamming signals against enemy radio receivers. 4. Monitor enemy radio nets for intelligence information.





<b>TASK STEPS AND PERFORMANCE MEASURES</b>	<b>GO</b>	<b>NO GO</b>
2. Unit personnel exchange MOPP gear. <ul style="list-style-type: none"> <li>a. Perform individual decontamination of load-bearing equipment.</li> <li>b. Remove contaminated hoods and outer garment using the buddy system.</li> <li>c. Don fresh overgarments, overshoes, and gloves by using the buddy system.</li> <li>d. Secure hood using the buddy system.</li> <li>e. Secure individual load-bearing equipment.</li> </ul>		

<b>TASK PERFORMANCE/EVALUATION SUMMARY BLOCK</b>							
ITERATION	1	2	3	4	5	M	TOTAL
TOTAL TASK STEPS EVALUATED							
TOTAL TASK STEPS "GO"							
TRAINING STATUS "GO/NO GO"							

“\*” indicates a leader task step.

<b>SUPPORTING INDIVIDUAL TASKS</b>		
<b>Task Number</b>	<b>Task Title</b>	<b>References</b>
031-503-1007	Decontaminate Your Skin and Personal Equipment Using an M258A1 Decontamination Kit	STP 21-1-SMCT
031-503-1023	Protect Yourself From NBC Injury/Contamination When Changing Mission-Oriented Protective Posture (MOPP) Gear	STP 21-1-SMCT
031-503-1024	Replace Canister on Your M40-Series Protective Mask	STP 21-1-SMCT
031-503-1025	Protect Yourself From Chemical and Biological Injury/ Contamination Using Your M40-Series Protective Mask With Hood	STP 21-1-SMCT

<b>Task Number</b>	<b>Task Title</b>	<b>References</b>
031-503-1033	Decontaminate Your Skin Using the M291 Skin Decontaminating Kit (SDK)	STP 21-1-SMCT
031-503-1034	Decontaminate Your Individual Equipment Using the M295 Individual Equipment Decontamination Kit (IEDK)	STP 21-1-SMCT
031-503-2012	Supervise the Fitting of Protective Masks	STP 21-24-SMCT
031-503-3009	Lead MOPP Gear Exchange	STP 21-24-SMCT
031-507-3003	Supervise Hasty Decontamination	STP 21-24-SMCT

**OPFOR TASKS AND STANDARDS:** NONE

**ELEMENTS:** Company Headquarters  
Supply Platoon Headquarters  
Stock Control Section  
Storage and Issue Section  
Shop Supply and RX Section  
Production Control Section  
Quality Control Section  
Shop Platoon Headquarters  
Machinery Repair Section  
Electrical Repair Section  
Hull Repair Platoon Headquarters  
Hull Repair Section  
88 Landing Craft Utility Crew  
Barge Crew

**TASK:** Perform Thorough Decontamination (63-2-4019) (FM 3-5, FM 3-100, FM 3-100.4, FM 3-3, FM 3-4, STP 21-1-SMCT, STP 21-24-SMCT)

**ITERATION** 1 2 3 4 5 M (circle)

**COMMANDER/LEADER ASSESSMENT** T P U (circle)

**CONDITIONS:** The unit has completed operations in a contaminated area. The unit has analog and/or digital communications with higher HQ. The higher HQ OPORD with all annexes and overlays, unit TSOP, and higher HQ TSOP are available. The tactical situation allows the unit time to conduct a thorough equipment decontamination. The higher HQ power-driven decontamination equipment and crew are available. Only those personnel directly involved in decontamination are in MOPP4. This task is performed under all day or night environmental conditions. The unit is subject to air, NBC, and ground Level I threat forces attack. This task is always performed in MOPP4.

**TASK STANDARDS:** Contamination removal allows personnel to operate equipment safely for extended periods at reduced MOPP levels.

<b>TASK STEPS AND PERFORMANCE MEASURES</b>	<b>GO</b>	<b>NO GO</b>
1. Unit HQ coordinates for detailed equipment decontamination.  a. Coordinates Call For Support for additional decontamination support requirements with higher HQ staff element using analog or digital communications or messenger.  b. Coordinates time and location with higher HQ staff element or supporting decontamination element using analog or digital communications or messenger.		

TASK STEPS AND PERFORMANCE MEASURES	GO	NO GO
<p>c. Dispatches an advance party to rendezvous with decontamination elements at the decontamination site.</p> <p>d. Provides security and traffic control at the decontamination site.</p> <p>2. Unit prepares for decontamination.</p> <p>a. Completes basic soldier skill decontamination prior to leaving old AO.</p> <p>b. Prioritizes vehicles based on commander's guidance.</p> <p>c. Closes all windows and flaps on vehicles.</p> <p>d. Removes all items from inside vehicle that cannot be decontaminated by using DS2.</p> <p>e. Moves vehicles and equipment to the decontamination site.</p> <p>3. Unit processes vehicles and equipment through the decontamination site.</p> <p>a. Processes vehicles and equipment IAW directions of the decontamination element during decontamination operations.</p> <p>b. Moves vehicles to unit motor pool area after decontamination is completed.</p> <p>c. Employs safety procedures IAW TSOP and publications.</p> <p>d. Employs environmental stewardship protection program procedures.</p> <p>4. Unit clears the decontamination site.</p> <p>a. Provides assistance to decontamination element, as required.</p> <p>b. Employs safety procedures IAW TSOP and publications.</p> <p>c. Employs environmental stewardship protection program procedures.</p> <p>d. Forwards completion report to higher HQ staff element using analog or digital communications.</p>		

<b>TASK PERFORMANCE/EVALUATION SUMMARY BLOCK</b>							
ITERATION	1	2	3	4	5	M	TOTAL
TOTAL TASK STEPS EVALUATED							
TOTAL TASK STEPS "GO"							
TRAINING STATUS "GO/NO GO"							

“\*” indicates a leader task step.

<b>SUPPORTING INDIVIDUAL TASKS</b>		
<b>Task Number</b>	<b>Task Title</b>	<b>References</b>
031-503-1007	Decontaminate Your Skin and Personal Equipment Using an M258A1 Decontamination Kit	STP 21-1-SMCT
031-503-1034	Decontaminate Your Individual Equipment Using the M295 Individual Equipment Decontamination Kit (IEDK)	STP 21-1-SMCT
031-503-3009	Lead MOPP Gear Exchange	STP 21-24-SMCT

**OPFOR TASKS AND STANDARDS: NONE**

- ELEMENTS:** Company Headquarters  
 Supply Platoon Headquarters  
 Stock Control Section  
 Storage and Issue Section  
 Shop Supply and RX Section  
 Production Control Section  
 Quality Control Section  
 Shop Platoon Headquarters  
 Machinery Repair Section  
 Electrical Repair Section  
 Hull Repair Platoon Headquarters  
 Hull Repair Section  
 88 Landing Craft Utility Crew  
 Barge Crew

**TASK:** Respond to the Initial Effects of a Nuclear Attack (63-2-4020) (FM 3-5, FM 3-4, STP 21-1-SMCT, STP 21-24-SMCT)

**ITERATION** 1 2 3 4 5 M (circle)

**COMMANDER/LEADER ASSESSMENT** T P U (circle)

**CONDITIONS:** A brilliant light flashes across the horizon. Intelligence reports from higher HQ indicate the possible use of tactical nuclear weapons by threat forces. The unit has analog and/or digital communications with higher HQ. The higher HQ OPORD with all annexes and overlays, unit TSOP, and higher HQ TSOP are available. The unit is supporting operations. All nonessential equipment is stowed for protection. Positions and equipment are hardened. MOPP level 2 is designated. The unit has all authorized NBC defense equipment on hand. This task is performed under all day or night environmental conditions. The unit is subject to air, NBC, and ground Level I threat forces attack. This task is always performed in MOPP4.

**TASK STANDARDS:** Unit personnel take immediate protective actions and reorganize the area as prescribed by the OPORD and TSOP. At MOPP4, performance degradation factors increase protective action implementation times.

TASK STEPS AND PERFORMANCE MEASURES	GO	NO GO
1. Unit personnel employ immediate protective actions. <ul style="list-style-type: none"> <li>a. Seek cover after dismounting wheeled vehicle.</li> <li>b. Lie face down on ground with head toward blast.</li> <li>c. Drop to the floor or under a desk or table, if in a shelter or building.</li> <li>d. Cover eyes and exposed skin.</li> </ul>		

TASK STEPS AND PERFORMANCE MEASURES	GO	NO GO
<p>e. Place hands or fingers over ears.</p> <p>f. Stay concealed and covered until blast wave passes and debris stops falling.</p> <p>g. Don protective mask with hood within 15 seconds after flash and blast have passed.</p> <p>h. Commence continuous monitoring.</p> <p>i. Protect all food, water, and mission essential supplies from contamination.</p> <p>j. Continue to improve positions prior to the arrival of fallout.</p> <p>k. Request permission to move out of the expected hazard area, if mission permits, using analog and digital communications.</p> <p>l. Report radiation exposure status to S2/S3 using analog and/or digital communications.</p> <p>2. Unit personnel reorganizes unit area.</p> <p>a. Inspects immediate area for casualties and damaged equipment.</p> <p>b. Forwards NBC 4 nuclear report to higher HQ using analog and/or digital communications.</p> <p>c. Performs ADC operations.</p> <p>d. Treats casualties.</p> <p>NOTE: See Task 08-2-0003.63-0001 for detailed treatment procedures.</p> <p>e. Transports casualties.</p> <p>NOTE: See Task 63-2-4316 for detailed casualty transportation procedures.</p> <p>f. Reestablishes chain of command.</p>		

<b>TASK STEPS AND PERFORMANCE MEASURES</b>	<b>GO</b>	<b>NO GO</b>
g. Resumes operational mission within time established by the higher HQ.		
h. Forwards casualty reports to higher HQ using analog and/or digital communications.		

<b>TASK PERFORMANCE/EVALUATION SUMMARY BLOCK</b>							
<b>ITERATION</b>	<b>1</b>	<b>2</b>	<b>3</b>	<b>4</b>	<b>5</b>	<b>M</b>	<b>TOTAL</b>
<b>TOTAL TASK STEPS EVALUATED</b>							
<b>TOTAL TASK STEPS "GO"</b>							
<b>TRAINING STATUS "GO/NO GO"</b>							

“\*” indicates a leader task step.

<b>SUPPORTING INDIVIDUAL TASKS</b>		
<b>Task Number</b>	<b>Task Title</b>	<b>References</b>
031-503-1018	React to a Nuclear Hazard	STP 21-1-SMCT
031-503-2004	Prepare and Submit NBC 4 Reports	STP 21-24-SMCT
031-503-3005	Prepare and Submit NBC 1 Reports	STP 21-24-SMCT
031-503-3006	Supervise Radiation Monitoring	STP 21-24-SMCT
031-503-3008	Implement Mission-Oriented Protective Posture	STP 21-24-SMCT
850-001-3001	Control Mission Safety Hazards	STP 21-24-SMCT

#### OPFOR TASKS AND STANDARDS

**TASK:** DISRUPT ENEMY MOVEMENT AND OPERATIONS USING TACTICAL NUCLEAR WEAPONS (63-OPFOR-1002)

**CONDITION:** Tactical nuclear weapons are employed against key locations in the rear area.

**STANDARD:** 1. Disrupt or delay movement of equipment and supplies to forward areas. 2. Destroy enemy equipment and supplies. 3. Inflict nuclear casualties among enemy troops. 4. Deny enemy use of specified areas. 5. Contaminate enemy equipment and supplies.



- ELEMENTS:** Company Headquarters  
 Supply Platoon Headquarters  
 Stock Control Section  
 Storage and Issue Section  
 Shop Supply and RX Section  
 Production Control Section  
 Quality Control Section  
 Shop Platoon Headquarters  
 Machinery Repair Section  
 Electrical Repair Section  
 Hull Repair Platoon Headquarters  
 Hull Repair Section  
 88 Landing Craft Utility Crew  
 Barge Crew

**TASK:** Defend Against a Level I Attack (63-2-4021) (FM 21-75, FM 3-3, FM 3-4, FM 7-10, STP 21-24-SMCT)

**ITERATION**                                  1                  2                  3                  4                  5                  M                  (circle)

**COMMANDER/LEADER ASSESSMENT**                                  T                  P                  U                  (circle)

**CONDITIONS:** Automatic weapons fire is heard in the area. The unit is currently conducting its assigned mission. Intelligence reports from higher HQ indicate small threat elements are operating in the general area. Unit perimeter guards report that three to five individuals with automatic weapons and satchels are attempting to infiltrate unit defensive positions. The unit has analog and/or digital communications with higher HQ. The higher HQ OPORD with annexes and overlays, unit TSOP, and higher HQ TSOP are available. The unit is at a moderate perimeter manning level. S2 has designated the threat at Level I. Enemy attack causes casualties and damage to unit facilities. This task is performed under all day or night environment conditions. The unit is subject to air, NBC, and ground Level I threat forces attack. Some iterations of this task should be performed in MOPP4.

**TASK STANDARDS:** The unit defeats Level I threat actions using techniques outlined in the unit TSOP.

<b>TASK STEPS AND PERFORMANCE MEASURES</b>	<b>GO</b>	<b>NO GO</b>
*1. Commander and leaders direct response against a Level I attack.  a. Forward incident report to the S2/S3 using analog and/or digital communications.  b. Notify all sub-elements of threat presence using analog and/or digital communications or messenger.  c. Increase perimeter manning to appropriate levels.		

TASK STEPS AND PERFORMANCE MEASURES	GO	NO GO
<p>d. Direct unit fire and maneuver to defeat and drive intruders from the unit area.</p> <p>e. Direct internal reaction forces to critical command and control areas.</p> <p>f. Report current situation to S2/S3 as changes occur using analog and/or digital communications.</p> <p>g. Provide "All Clear" signal as soon as attack is over.</p> <p>h. Decrease perimeter manning level as tactical situation permits.</p> <p>i. Direct reorganization until unit returns to normal operational level.</p> <p>j. Forward casualty and battle damage reports to appropriate staff elements using analog and/or digital communications.</p> <p>2. Unit responds to a Level I attack.</p> <p>a. Sounds prescribed attack alarm.</p> <p>b. Occupies fighting positions, as directed.</p> <p>c. Continues normal operational mission with weapons and protective mask within reach, as directed.</p> <p>d. Assembles at predesignated rally point (internal reaction force).</p> <p>e. Employs challenge and password to all personnel on CP defensive lines during night operations.</p> <p>f. Engages Level I threat with all available fire until threat is defeated and driven from the CP area.</p> <p>g. Identifies casualties and weapon systems/equipment damages.</p> <p>h. Forwards SITREP to unit CP using analog and/or digital communications or messenger.</p>		

TASK STEPS AND PERFORMANCE MEASURES	GO	NO GO
<p>3. Unit responds to the effects of a Level I attack.</p> <p>a. Replaces key injured personnel.</p> <p>b. Replaces weapon systems that are destroyed during engagement.</p> <p>c. Relocates compromised fighting positions.</p> <p>d. Camouflages positions.</p> <p>e. Treats casualties.</p> <p>NOTE: See Task 08-2-0003.63-0001 for detailed treatment procedures.</p> <p>f. Transports casualties.</p> <p>NOTE: See Task 63-2-4316 for detailed casualty transportation procedures.</p> <p>g. Performs ADC operations.</p> <p>NOTE: See Task 63-2-4028 for detailed ADC procedures.</p> <p>h. Inspects communication lines for breaks or tampering.</p> <p>i. Forwards personnel and equipment status report to unit CP using analog and digital communications or messenger.</p> <p>j. Assembles KIAs and personal effects at designated location.</p> <p>NOTE: See Task 10-2-4513 for detailed MA procedures.</p> <p>k. Moves all EPW to a designated collection area.</p> <p>NOTE: See Task 63-2-4304 for details on EPW processing.</p>		

TASK PERFORMANCE/EVALUATION SUMMARY BLOCK							
ITERATION	1	2	3	4	5	M	TOTAL
TOTAL TASK STEPS EVALUATED							
TOTAL TASK STEPS "GO"							
TRAINING STATUS "GO/NO GO"							

“\*” indicates a leader task step.

<b>SUPPORTING INDIVIDUAL TASKS</b>		
<b>Task Number</b>	<b>Task Title</b>	<b>References</b>
071-430-0002	Conduct a Defense By a Squad	STP 21-24-SMCT
071-430-0003	Consolidate a Squad Following Enemy Contact While in the Defense	STP 21-24-SMCT
071-430-0004	Reorganize a Squad Following Enemy Contact While in the Defense	STP 21-24-SMCT
071-430-0006	Conduct a Defense By a Platoon	STP 21-24-SMCT

#### OPFOR TASKS AND STANDARDS

##### TASK: CONDUCT RAID (63-OPFOR-1009)

CONDITION: OPFOR element has occupied an objective rally point and has orders to conduct a raid on a CSS base.

STANDARD: 1. Surprise enemy forces. 2. Assault enemy support base and accomplish assigned tasks. 3. Destroy specified equipment and supplies. 4. Avoid decisive engagement. 5. Withdraw all personnel from objective area(s) within time prescribed. 6. Obtain all PIR from raid site.

##### TASK: CONDUCT TERRORIST AND SABOTEUR ATTACKS (63-OPFOR-1013)

CONDITION: OPFOR dispatches small teams into enemy rear area to disrupt CSS operations.

STANDARD: 1. Locate rear support bases and C2 facilities. 2. Delay and disrupt CSS operations through probes. 3. Infiltrate CSS bases to conduct sabotage and terrorist activities. 4. Inflict casualties. 5. Destroy supplies and equipment.

**ELEMENTS:** Company Headquarters  
 Supply Platoon Headquarters  
 Stock Control Section  
 Storage and Issue Section  
 Shop Supply and RX Section  
 Production Control Section  
 Quality Control Section  
 Shop Platoon Headquarters  
 Machinery Repair Section  
 Electrical Repair Section  
 Hull Repair Platoon Headquarters  
 Hull Repair Section  
 88 Landing Craft Utility Crew  
 Barge Crew

**TASK:** Prepare Unit for Level II/III Threat (63-2-4022) (FM 7-10, FM 21-75, FM 3-100, FM 3-4)

**ITERATION** 1 2 3 4 5 M (circle)

**COMMANDER/LEADER ASSESSMENT** T P U (circle)

**CONDITIONS:** The unit is notified of a company-sized threat unit operating in the rear area. The unit has analog and/or digital communications with higher HQ. The higher HQ OPORD, the unit TSOP, and higher HQ TSOP are available. The higher HQ CP has ordered a defensive posture level increase and has moved the protective posture to MOPP2. Defense plans are prepared. Fighting positions, obstacles, and warning devices are emplaced or constructed. The unit continues to provide limited support to higher HQ tactical operations. This task is conducted under all day or night environmental conditions. The unit is subject to air, NBC, and all levels of threat forces attacks. Some iterations of this task should be performed in MOPP4.

**TASK STANDARDS:** Unit is prepared to engage threat as prescribed in the TSOP and OPORD. At MOPP4, performance degradation factors significantly increase defensive posture preparation time.

<b>TASK STEPS AND PERFORMANCE MEASURES</b>	<b>GO</b>	<b>NO GO</b>
<p>*1. Commander and leaders direct preparation for threat engagement.</p> <p>a. Plot threat force locations on the situation map as SPOTREPs are received.</p> <p>b. Disseminate current tactical situation to all subordinate elements using analog and/or digital communications or messenger.</p> <p>c. Direct mustering of internal response forces at predesignated rally point(s).</p> <p>d. Direct increase in defensive position manning levels.</p>		

TASK STEPS AND PERFORMANCE MEASURES	GO	NO GO
<p>e. Shift internal defense forces to Level II perimeter positions.</p> <p>f. Coordinate defense preparations with adjacent units analog and/or digital communications.</p> <p>g. Direct preliminary loading of nonessential equipment and supplies.</p> <p>h. Direct positioning of vehicles for immediate exit.</p> <p>2. Unit performs pre-engagement activities.</p> <p>a. Occupies fighting positions (designated soldiers only).</p> <p>b. Employs MOPP2, as a minimum.</p> <p>c. Moves response force to predesignated positions within the nearest cluster.</p> <p>d. Moves supplies to predetermined positions within the nearest cluster.</p> <p>e. Loads all nonessential equipment and supplies.</p> <p>f. Positions vehicles for rapid dispersion.</p> <p>g. Maintains surveillance of assigned sector(s).</p> <p>h. Maintains NBC surveillance.</p> <p>i. Maintains strict light and noise discipline.</p>		

TASK PERFORMANCE/EVALUATION SUMMARY BLOCK							
ITERATION	1	2	3	4	5	M	TOTAL
TOTAL TASK STEPS EVALUATED							
TOTAL TASK STEPS "GO"							
TRAINING STATUS "GO/NO GO"							

“\*” indicates a leader task step.

<b>SUPPORTING INDIVIDUAL TASKS</b>		
<b>Task Number</b>	<b>Task Title</b>	<b>References</b>
031-503-1015	Protect Yourself From NBC Injury/Contamination With Mission-Oriented Protective Posture (MOPP) Gear	STP 21-1-SMCT
031-503-2012	Supervise the Fitting of Protective Masks	STP 21-24-SMCT
031-503-3008	Implement Mission-Oriented Protective Posture	STP 21-24-SMCT
071-326-0513	Select Temporary Fighting Positions	STP 21-1-SMCT
071-326-5704	Supervise Construction of a Fighting Position	STP 21-24-SMCT
071-328-5301	Inspect Personnel/Equipment	STP 21-24-SMCT
071-331-0815	Practice Noise, Light, and Litter Discipline	STP 21-1-SMCT

**OPFOR TASKS AND STANDARDS: NONE**

**ELEMENTS:** Company Headquarters  
 Supply Platoon Headquarters  
 Stock Control Section  
 Storage and Issue Section  
 Shop Supply and RX Section  
 Production Control Section  
 Quality Control Section  
 Shop Platoon Headquarters  
 Machinery Repair Section  
 Electrical Repair Section  
 Hull Repair Platoon Headquarters  
 Hull Repair Section  
 88 Landing Craft Utility Crew  
 Barge Crew

**TASK:** Conduct Hasty Displacement (63-2-4023) (FM 7-10, FM 21-75, FM 3-3, FM 3-4, STP 21-1-SMCT, STP 21-24-SMCT)

**ITERATION**                          1        2        3        4        5        M        (circle)

**COMMANDER/LEADER ASSESSMENT**                          T        P        U        (circle)

**CONDITIONS:** The BCOC has directed the unit to displace its CP to a new location. The unit has analog and/or digital communications with higher HQ. The higher HQ OPORD, the unit TSOP, and higher HQ TSOP are available. Threat force contact is expected to occur within a specified period of time. Pre-engagement activities have been completed. Threat force may arrive before displacement is completed. Indirect fire and smoke support , if required, has been coordinated to cover displacement. The commander has designated a small rear security party and vehicles necessary for their transportation. Initial displacement preparations were made during defense buildup. Destruction of supplies, documents, and equipment has been coordinated with the BCOC. This task is performed under all day and night environmental conditions. The unit is subject to air, NBC, and all levels of threat forces attacks. Some iterations of this task should be performed in MOPP4.

**TASK STANDARDS:** Unit relocates within time specified in the order. Under MOPP4, displacement times are increased threefold.

<b>TASK STEPS AND PERFORMANCE MEASURES</b>	<b>GO</b>	<b>NO GO</b>
*1. Commander and leaders organize unit for hasty displacement. <ul style="list-style-type: none"> <li>a. Assemble soldiers at designated area.</li> <li>b. Brief hasty displacement procedures to soldiers.</li> <li>c. Assign elements tasks and responsibilities.</li> <li>d. Designate vehicles to transport casualties.</li> </ul>		



TASK STEPS AND PERFORMANCE MEASURES	GO	NO GO
<p>e. Coordinate Call For Support with S2/S3 for possible aero-medical evacuation using analog and/or digital communications.</p> <p>f. Coordinate for indirect fire and smoke support with S2/S3 using analog and/or digital communications.</p> <p>g. Brief rear security party.</p> <p>h. Brief location of new assembly area and designated route.</p> <p>2. Unit prepares for hasty displacement.</p> <p>a. Dismantles tentage, antennas, and other equipment as directed by the chain of command.</p> <p>NOTE: This performance measure is executed emphasizing speed rather than standard procedures.</p> <p>b. Loads equipment IAW commander's guidance.</p> <p>c. Positions vehicles for departure on notice.</p> <p>d. Maintains local security while awaiting orders to move.</p> <p>3. Unit destroys non-medical supplies, equipment, and documents that have been designated for abandonment.</p> <p>a. Destroys documents IAW TSOP.</p> <p>b. Destroys supplies IAW appropriate TM and TSOP.</p> <p>c. Renders equipment inoperative IAW appropriate TM.</p> <p>4. Unit departs area.</p> <p>a. Conducts orderly departure from area without excessive noises.</p> <p>b. Moves elements to new assembly area via prescribed route.</p>		

<b>TASK STEPS AND PERFORMANCE MEASURES</b>	<b>GO</b>	<b>NO GO</b>
5. Rear security party provides security for unit displacement.  a. Occupies fighting positions.  b. Exits area as soon as last element has departed.  NOTE: If threat elements are in the area and must be engaged, delete existing subparagraph "b" above and insert the following performance measures. b. Engages threat, when sighted, with all available weapons. c. Performs disengagement under fire to supplementary positions. d. Exits area by available means.		

<b>TASK PERFORMANCE/EVALUATION SUMMARY BLOCK</b>							
ITERATION	1	2	3	4	5	M	TOTAL
TOTAL TASK STEPS EVALUATED							
TOTAL TASK STEPS "GO"							
TRAINING STATUS "GO/NO GO"							

“\*” indicates a leader task step.

<b>SUPPORTING INDIVIDUAL TASKS</b>		
<b>Task Number</b>	<b>Task Title</b>	<b>References</b>
061-283-6003	Adjust Indirect Fire	STP 21-24-SMCT
071-325-4407	Employ Hand Grenades	STP 21-1-SMCT
071-326-0503	Move Over, Through, or Around Obstacles (Except Minefields)	STP 21-1-SMCT
071-326-0510	React to Indirect Fire While Dismounted	STP 21-1-SMCT

**SUPPORTING COLLECTIVE TASKS: NONE**

**OPFOR TASKS AND STANDARDS**

**TASK: MAINTAIN CONTACT (63-OPFOR-1011)**

**CONDITION:** OPFOR element is tactically engaged with enemy base defense forces. Enemy forces are withdrawing under pressure.

**STANDARD:** 1. Engage enemy forces decisively. 2. Advance own unit or forces as enemy withdraws. 3. Inflict casualties.

- ELEMENTS:** Company Headquarters  
Supply Platoon Headquarters  
Stock Control Section  
Storage and Issue Section  
Shop Supply and RX Section  
Production Control Section  
Quality Control Section  
Shop Platoon Headquarters  
Machinery Repair Section  
Electrical Repair Section  
Hull Repair Platoon Headquarters  
Hull Repair Section  
88 Landing Craft Utility Crew  
Barge Crew

**TASK:** Defend Unit Area (63-2-4024) (FM 7-10, FM 21-75, FM 3-3, FM 3-4, FM 3-5, STP 21-1-SMCT, STP 21-24-SMCT)

**ITERATION** 1 2 3 4 5 M (circle)

**COMMANDER/LEADER ASSESSMENT** T P U (circle)

**CONDITIONS:** OP reports a threat element is approaching the unit's defensive sector. The unit has analog and/or digital communications with higher HQ. The higher HQ OPORD, the unit TSOP, and higher HQ TSOP are available. The unit has completed defensive preparations, including preplanned fire support coordination. Enemy attacking elements can be engaged with indirect fire before they reach the unit's defensive perimeter. The BCOB has tasked the unit to assist in directing artillery fire and CAS in its assigned area of defense. Higher HQ staff element has directed all but "priority" CSS to be discontinued and all available personnel be assigned to defensive perimeter duties. This task is performed under all day and night environmental conditions. The unit is subject to air, NBC, and all levels of threat forces attacks. Some iterations of this task should be performed in MOPP4.

**TASK STANDARDS:** Threat force is repelled or delayed until the unit is relieved by MP or TCF. At MOPP4 performance degradation factors increase reaction times.

<b>TASK STEPS AND PERFORMANCE MEASURES</b>	<b>GO</b>	<b>NO GO</b>
*1. Commander and leaders direct reaction to threat elements.  a. Direct suspension of support activities.  b. Direct employment of maximum defensive level.  c. Recall all OP personnel, if not detected by threat forces.  d. Maintain map surveillance of all threat activity in the unit's sector.		

TASK STEPS AND PERFORMANCE MEASURES	GO	NO GO
<p>e. Forward SPOTREPs to S2/S3 using analog and/or digital communications.</p> <p>f. Forward SHELLREPs to S2/S3 using analog and/or digital communications.</p> <p>g. Maintain communications with the S2/S3 using analog and/or digital communications.</p> <p>h. Direct unit by fire and maneuver to repel and/or delay penetration of threat forces into the CP area.</p> <p>i. Maintain current situation map with all known friendly and threat locations using analog and/or digital communications.</p> <p>2. Unit personnel react to threat.</p> <p>a. Sound attack alarm.</p> <p>b. Occupy defensive positions.</p> <p>c. Forward SALUTE report to CP using analog and/or digital communications.</p> <p>d. Engage threat with organic weapons without compromising positions.</p> <p>e. Conduct tactical fire and maneuver to repel and/or delay penetration into CP defense.</p> <p>f. Forward SITREP to CP using analog and/or digital communications.</p> <p>g. Treat casualties with life-threatening wounds or injuries first.</p> <p>h. Replace injured key personnel.</p> <p>i. Replace weapons systems that are destroyed during the engagement.</p>		

TASK STEPS AND PERFORMANCE MEASURES	GO	NO GO
<p>3. Unit personnel react to indirect fire.</p> <ul style="list-style-type: none"> <li>a. Sound alarm by shouting "incoming" and following TSOP and/or leader's commands.</li> <li>b. Seek overhead cover protection of fighting position.</li> <li>c. Don protective masks within 9 seconds (with hood, within 15 seconds).</li> <li>d. Forward SHELLREP to unit CP using analog and/or digital communications.</li> <li>e. Conduct standard unmasking procedures, if chemical detector kit or detector paper is not available.</li> </ul> <p>*4. Commander and leaders coordinate indirect fire support.</p> <ul style="list-style-type: none"> <li>a. Coordinate preplanned fires with the S2/S3 fire support element using analog and/or digital communications.</li> <li>b. Establish communications with fire support operations center using analog and/or digital communications.</li> <li>c. Request fire support using proper procedures and terminology using analog and/or digital communications as time permits.</li> <li>d. Adjust fires on target, as necessary.</li> <li>e. Terminate fire mission using analog and/or digital communications as time permits.</li> <li>f. Report effects of fires to S2/S3 using analog and/or digital communications.</li> </ul> <p>*5. Commander and leaders direct CAS.</p> <ul style="list-style-type: none"> <li>a. Coordinate CAS mission through the S2/S3 using analog and/or digital communications.</li> <li>b. Coordinate communications with CAS strike leader through the S2/S3 using analog and/or digital communications.</li> <li>c. Prepare unit area for CAS strikes.</li> </ul>		

<b>TASK STEPS AND PERFORMANCE MEASURES</b>	<b>GO</b>	<b>NO GO</b>
d. Identify friendly positions by use of colored smoke.  e. Identify targets to strike leader.  f. Adjust air strikes on target(s).  g. Terminate CAS mission.  h. Report strike effects to S2/S3 using analog and/or digital communications.  i. Forward SITREP to S2/S3 using analog and/or digital communications.		

<b>TASK PERFORMANCE/EVALUATION SUMMARY BLOCK</b>							
<b>ITERATION</b>	<b>1</b>	<b>2</b>	<b>3</b>	<b>4</b>	<b>5</b>	<b>M</b>	<b>TOTAL</b>
<b>TOTAL TASK STEPS EVALUATED</b>							
<b>TOTAL TASK STEPS "GO"</b>							
<b>TRAINING STATUS "GO/NO GO"</b>							

“\*” indicates a leader task step.

<b>SUPPORTING INDIVIDUAL TASKS</b>		
<b>Task Number</b>	<b>Task Title</b>	<b>References</b>
031-503-3008	Implement Mission-Oriented Protective Posture	STP 21-24-SMCT
061-283-6003	Adjust Indirect Fire	STP 21-24-SMCT
071-311-2007	Engage Targets With an M16A1 or M16A2 Rifle	STP 21-1-SMCT
071-312-3031	Engage Targets With an M60 Machine Gun	STP 21-1-SMCT
071-325-4407	Employ Hand Grenades	STP 21-1-SMCT
071-326-0510	React to Indirect Fire While Dismounted	STP 21-1-SMCT
071-430-0002	Conduct a Defense By a Squad	STP 21-24-SMCT

## OPFOR TASKS AND STANDARDS

### TASK: CONDUCT AIR ATTACKS (63-OPFOR-1006)

CONDITION: OPFOR elements in the rear area have forwarded the positions of enemy support sites and/or the locations of road march elements to OPFOR HQ. OPFOR aircraft have been dispatched to attack enemy installations or convoys.

STANDARD: 1. Locate command and control site(s) or convoys. 2. Conduct attack runs on designated target(s). 3. Destroy enemy equipment, supplies, vehicles, and personnel.

### TASK: ATTACK (63-OPFOR-1010)

CONDITION: Enemy rear area CSS base has been located by OPFOR element. PIR and other intelligence requirements have been obtained by OPFOR patrols. OPFOR element has automatic and anti-armor weapons, and light mortars. OPFOR element is the size of approximately two platoons.

STANDARD: 1. Develop an attack plan. 2. Initiate attack using a scheme of maneuver that exploits enemy flanks, gaps, and identified weaknesses. 3. Use covered and concealed routes to approach enemy forces flanks, gaps, or weakly held areas. 4. Employ indirect fire to support attack. 5. Penetrate enemy defenses. 6. Destroy all equipment and supplies. 7. Inflict heavy casualties. 8. Isolate the CSS base by blocking reinforcements. 9. Force enemy units to displace. 10. Withdraw before CSS base is reinforced with tactical combat forces.

### TASK: MAINTAIN CONTACT (63-OPFOR-1011)

CONDITION: OPFOR element is tactically engaged with enemy base defense forces. Enemy forces are withdrawing under pressure.

STANDARD: 1. Engage enemy forces decisively. 2. Advance own unit or forces as enemy withdraws. 3. Inflict casualties.





TASK STEPS AND PERFORMANCE MEASURES	GO	NO GO
<p>e. Brief element leaders on disengagement phases and procedures.</p> <p>f. Monitor execution of disengagement for compliance with commander's directives.</p> <p>g. Forward completion report to S2/S3 using analog and/or digital communications or messenger.</p> <p>2. Unit performs fire and movement to rear.</p> <p>a. Coordinates for execution of fire and movement among elements (all elements).</p> <p>b. Employs smoke grenades that provide a screen to cover disengagement.</p> <p>c. Lays down a base of fire with all available weapons (second element).</p> <p>d. Moves from primary to supplementary fighting positions (first element).</p> <p>e. Lays down a base of fire with all available weapons (first element).</p> <p>f. Moves from primary to supplementary fighting positions (second element).</p> <p>g. Reestablishes sectors of fire within 10 minutes of move.</p> <p>h. Forwards completion report to the CP using analog and/or digital communications or messenger.</p>		

TASK PERFORMANCE/EVALUATION SUMMARY BLOCK							
ITERATION	1	2	3	4	5	M	TOTAL
TOTAL TASK STEPS EVALUATED							
TOTAL TASK STEPS "GO"							
TRAINING STATUS "GO/NO GO"							

“\*” indicates a leader task step.

**SUPPORTING COLLECTIVE TASKS: NONE**

OPFOR TASKS AND STANDARDS

TASK: MAINTAIN CONTACT (63-OPFOR-1011)

CONDITION: OPFOR element is tactically engaged with enemy base defense forces. Enemy forces are withdrawing under pressure.

STANDARD: 1. Engage enemy forces decisively. 2. Advance own unit or forces as enemy withdraws. 3. Inflict casualties.

**ELEMENTS:** Company Headquarters  
 Supply Platoon Headquarters  
 Stock Control Section  
 Storage and Issue Section  
 Shop Supply and RX Section  
 Production Control Section  
 Quality Control Section  
 Shop Platoon Headquarters  
 Machinery Repair Section  
 Electrical Repair Section  
 Hull Repair Platoon Headquarters  
 Hull Repair Section  
 88 Landing Craft Utility Crew  
 Barge Crew

**TASK:** Reorganize Unit Defense (63-2-4026) (FM 7-10, FM 20-3, FM 21-75, STP 21-1-SMCT, STP 21-24-SMCT)

<b>ITERATION</b>	1	2	3	4	5	M	(circle)
------------------	---	---	---	---	---	---	----------

<b>COMMANDER/LEADER ASSESSMENT</b>	T	P	U	(circle)
------------------------------------	---	---	---	----------

**CONDITIONS:** The unit has successfully defended its area during an attack by threat elements. The attacking elements have broken contact and withdrawn from the immediate area. The unit has analog and/or digital communications with higher HQ. The higher HQ OPORD, unit TSOP, and higher HQ TSOP are available. The unit maintains a high state of readiness. The unit has sustained casualties and damages to defensive positions. This task is performed under all day and night environmental conditions. The unit is subject to air, NBC, and all levels of threat forces attacks. Some iterations of this task should be performed in MOPP4.

**TASK STANDARDS:** Unit defenses are reorganized within the time prescribed by the commander. At MOPP4, performance degradation factors increase defense reorganization completion times.

<b>TASK STEPS AND PERFORMANCE MEASURES</b>	<b>GO</b>	<b>NO GO</b>
*1. Commander and leaders supervise reorganization of unit defenses. <ul style="list-style-type: none"> <li>a. Maintain situational awareness using analog and/or digital communications or messenger.</li> <li>b. Identify status of personnel, weapons, and equipment.</li> <li>c. Fill key leadership positions.</li> <li>d. Reassign personnel to weapon systems most critical to unit defense.</li> <li>e. Supervise distribution or redistribution of ammunition.</li> </ul>		

TASK STEPS AND PERFORMANCE MEASURES	GO	NO GO
<p>f. Request ammunition resupply through the S4 element using analog and/or digital communications or messenger.</p> <p>g. Reassign fighting positions and sectors of fire.</p> <p>h. Supervise replacement and/or reconstruction of fighting positions, camouflage, and obstacles.</p> <p>i. Prepare updated unit defense sketch.</p> <p>j. Forward sketch to the S2/S3 using digital/analog device or messenger.</p> <p>k. Forward personnel, weapons, and equipment status report to the S1 and S4 using analog and/or digital communications or messenger.</p> <p>2. Unit performs defensive reorganization activities.</p> <p>a. Mans all critical weapon systems.</p> <p>b. Redistributes ammunition to all fighting positions.</p> <p>c. Reports ammunition status to CP using analog and/or digital communications or messenger.</p> <p>d. Occupies newly assigned fighting positions.</p> <p>e. Establishes new sectors of fire.</p> <p>f. Performs PMCS on assigned weapons.</p> <p>g. Reconstructs fighting positions.</p> <p>h. Reconstructs obstacles and warning devices.</p> <p>i. Replaces damaged camouflage.</p> <p>j. Reports all threat activities to CP using analog and/or digital communications or messenger.</p>		

<b>TASK STEPS AND PERFORMANCE MEASURES</b>	<b>GO</b>	<b>NO GO</b>
k. Treats casualties.  NOTE: See Task 08-2-0003.63-0001 for detailed treatment procedures.  l. Transports casualties.  NOTE: See Task 63-2-4316 for detailed casualty transportation procedures.  m. Reports all casualties to CP using analog and/or digital communications or messenger.		

<b>TASK PERFORMANCE/EVALUATION SUMMARY BLOCK</b>							
<b>ITERATION</b>	<b>1</b>	<b>2</b>	<b>3</b>	<b>4</b>	<b>5</b>	<b>M</b>	<b>TOTAL</b>
TOTAL TASK STEPS EVALUATED							
TOTAL TASK STEPS "GO"							
TRAINING STATUS "GO/NO GO"							

“\*” indicates a leader task step.

<b>SUPPORTING INDIVIDUAL TASKS</b>		
<b>Task Number</b>	<b>Task Title</b>	<b>References</b>
031-503-3009	Lead MOPP Gear Exchange	STP 21-24-SMCT
071-430-0004	Reorganize a Squad Following Enemy Contact While in the Defense	STP 21-24-SMCT
081-831-1000	Evaluate a Casualty	STP 21-1-SMCT
093-401-5000	Identify Unexploded Ordnance (UXO) Hazards	STP 21-1-SMCT
191-377-5250	Handle Enemy Personnel and Equipment	STP 21-24-SMCT

**SUPPORTING COLLECTIVE TASKS: NONE**

**OPFOR TASKS AND STANDARDS: NONE**



TASK STEPS AND PERFORMANCE MEASURES	GO	NO GO
<p>e. Redeploy troops to assist in handover using analog and/or digital communications or messenger.</p> <p>f. Maintain communication with TCF or MP elements using analog and/or digital communications or messenger.</p> <p>g. Exchange tactical information with TCF or MP element counterpart using analog and/or digital communications or messenger.</p> <p>h. Forward handover completion report to S2/S3 using analog and/or digital communications.</p> <p>2. Unit provides battle handover assistance.</p> <p>a. Establishes contact points.</p> <p>b. Establishes overwatch positions.</p> <p>c. Marks TCF or MP unit routes.</p> <p>d. Guides TCF or MP units along specified routes.</p> <p>e. Provides overwatch for TCF or MP.</p> <p>f. Forwards handover completion report to CP using analog and/or digital communications.</p>		

TASK PERFORMANCE/EVALUATION SUMMARY BLOCK							
ITERATION	1	2	3	4	5	M	TOTAL
TOTAL TASK STEPS EVALUATED							
TOTAL TASK STEPS "GO"							
TRAINING STATUS "GO/NO GO"							

"\*" indicates a leader task step.

SUPPORTING INDIVIDUAL TASKS		
Task Number	Task Title	References
071-329-1001	Identify Terrain Features on a Map	STP 21-1-SMCT
071-329-1008	Measure Distance on a Map	STP 21-1-SMCT

**SUPPORTING COLLECTIVE TASKS: NONE**

## OPFOR TASKS AND STANDARDS

### TASK: ATTACK (63-OPFOR-1010)

CONDITION: Enemy rear area CSS base has been located by OPFOR element. PIR and other intelligence requirements have been obtained by OPFOR patrols. OPFOR element has automatic and anti-armor weapons, and light mortars. OPFOR element is the size of approximately two platoons.

STANDARD: 1. Develop an attack plan. 2. Initiate attack using a scheme of maneuver that exploits enemy flanks, gaps, and identified weaknesses. 3. Use covered and concealed routes to approach enemy forces flanks, gaps, or weakly held areas. 4. Employ indirect fire to support attack. 5. Penetrate enemy defenses. 6. Destroy all equipment and supplies. 7. Inflict heavy casualties. 8. Isolate the CSS base by blocking reinforcements. 9. Force enemy units to displace. 10. Withdraw before CSS base is reinforced with tactical combat forces.

### TASK: MAINTAIN CONTACT (63-OPFOR-1011)

CONDITION: OPFOR element is tactically engaged with enemy base defense forces. Enemy forces are withdrawing under pressure.

STANDARD: 1. Engage enemy forces decisively. 2. Advance own unit or forces as enemy withdraws. 3. Inflict casualties.





TASK STEPS AND PERFORMANCE MEASURES	GO	NO GO
<p>e. Supervise unit restoration activities.</p> <p>f. Coordinate additional support requirements with Control and Assessment CP using analog and/or digital communications or messenger.</p> <p>g. Coordinate dispatch of ADC teams with Control and Assessment CP using analog and/or digital communications.</p> <p>*2. Commander and leaders organize unit ADC teams.</p> <p>a. Assemble required team members and equipment IAW the higher HQ OPORD and TSOP.</p> <p>b. Dispatch control and assessment team personnel and equipment to Control and Assessment CP.</p> <p>c. Organize decontamination squad(s) and light rescue squad(s) as prescribed by TSOP and higher HQ S4 guidance.</p> <p>d. Brief decontamination and rescue squads.</p> <p>e. Dispatch decontamination and rescue squads as directed by Control and Assessment CP.</p> <p>3. Unit performs restoration activities.</p> <p>a. Establishes barrier and/or checkpoints that deny access to danger areas such as those containing unexploded ordnance, POL fires, and damaged structures.</p> <p>b. Treats casualties.</p> <p>NOTE: See Task 08-2-0003.63-0001 for detailed treatment procedures.</p> <p>c. Transports casualties.</p> <p>NOTE: See Task 63-2-4316 for detailed casualty transportation procedures.</p> <p>d. Relocates major items of equipment and supplies to safe areas.</p> <p>e. Conducts fire fighting operations until all threatening fires are extinguished.</p>		

<b>TASK STEPS AND PERFORMANCE MEASURES</b>	<b>GO</b>	<b>NO GO</b>
f. Employs NBC defense measures.  g. Removes rubble, debris, and inoperative vehicles and equipment (mission essential only).  h. Reports locations of fires and unexploded ordnance to control and assessment team using analog and/or digital communications.  i. Employs safety procedures IAW TSOP and publications.  j. Employs environmental stewardship protection program procedures.		

<b>TASK PERFORMANCE/EVALUATION SUMMARY BLOCK</b>							
<b>ITERATION</b>	<b>1</b>	<b>2</b>	<b>3</b>	<b>4</b>	<b>5</b>	<b>M</b>	<b>TOTAL</b>
TOTAL TASK STEPS EVALUATED							
TOTAL TASK STEPS "GO"							
TRAINING STATUS "GO/NO GO"							

“\*” indicates a leader task step.

<b>SUPPORTING INDIVIDUAL TASKS</b>		
<b>Task Number</b>	<b>Task Title</b>	<b>References</b>
031-503-3010	Supervise Employment of Nuclear, Biological, or Chemical Markers	STP 21-24-SMCT
071-430-0007	Consolidate a Platoon Following Enemy Contact While in the Defense	STP 21-24-SMCT
071-430-0008	Reorganize a Platoon Following Enemy Contact While in the Defense	STP 21-24-SMCT
081-831-0101	Request Medical Evacuation	STP 21-24-SMCT
081-831-1000	Evaluate a Casualty	STP 21-1-SMCT
081-831-1005	Prevent Shock	STP 21-1-SMCT
081-831-1007	Give First Aid for Burns	STP 21-1-SMCT
081-831-1016	Put On a Field or Pressure Dressing	STP 21-1-SMCT
081-831-1017	Put On a Tourniquet	STP 21-1-SMCT
081-831-1025	Apply a Dressing to an Open Abdominal Wound	STP 21-1-SMCT
081-831-1026	Apply a Dressing to an Open Chest Wound	STP 21-1-SMCT
081-831-1033	Apply a Dressing to an Open Head Wound	STP 21-1-SMCT
081-831-1034	Splint a Suspected Fracture	STP 21-1-SMCT

**OPFOR TASKS AND STANDARDS: NONE**

- ELEMENTS:** Company Headquarters  
 Supply Platoon Headquarters  
 Stock Control Section  
 Storage and Issue Section  
 Shop Supply and RX Section  
 Production Control Section  
 Quality Control Section  
 Shop Platoon Headquarters  
 Machinery Repair Section  
 Electrical Repair Section  
 Hull Repair Section  
 88 Landing Craft Utility Crew  
 Barge Crew

**TASK:** Cross a Chemically Contaminated Area (63-2-4226) (FM 3-3, FM 3-100, FM 3-4, FM 3-5, STP 21-1-SMCT, STP 21-24-SMCT)

<b>ITERATION</b>	1	2	3	4	5	M	(circle)
------------------	---	---	---	---	---	---	----------

<b>COMMANDER/LEADER ASSESSMENT</b>	T	P	U	(circle)
------------------------------------	---	---	---	----------

**CONDITIONS:** Orders have been received from the higher HQ staff element to cross a chemically contaminated area. The area cannot be bypassed without unacceptable delay to the move. The unit has analog and/or digital communications with higher HQ. The higher HQ OPORD, unit TSOP, and higher HQ TSOP are available. The unit is currently located in an assembly area that provides concealment. MOPP level 2 has been designated and NBC reconnaissance, survey, and control teams are prepared for their respective missions. The location of the contaminated area and the type of contamination will be confirmed by the unit's NBC teams during reconnaissance. The higher HQ staff element has coordinated for additional chemical decontamination support. Assembly areas will be designated in concealed areas or road networks, as the tactical situation dictates. This task is performed in all day and night environmental conditions. The unit is subject to air, NBC, and ground Level I threat forces attack. This task is always performed in MOPP4.

**TASK STANDARDS:** Unit crosses contaminated area by quickest route possible. At MOPP4, performance degradation factors increase task performance times.

TASK STEPS AND PERFORMANCE MEASURES	GO	NO GO
1. Leading convoy element employs immediate protective measures. <ul style="list-style-type: none"> <li>a. Assumes MOPP level 4.</li> <li>b. Conducts individual basic soldier skill decontamination, as necessary.</li> </ul>		
*2. Convoy commander relays NBC information to march element(s). <ul style="list-style-type: none"> <li>a. Notifies convoy element(s) of exact location and type of chemical contamination using analog and/or digital communications.</li> </ul>		

TASK STEPS AND PERFORMANCE MEASURES	GO	NO GO
<p>b. Plots contaminated area on map overlays and in digital device.</p> <p>c. Provides required protective measures and MOPP level designation to march element(s).</p> <p>d. Designates assembly area for each element for preparation of crossing the contaminated area.</p> <p>e. Directs required protective measures and MOPP level for assembly areas.</p> <p>f. Reports locations of assembly areas, halt time, and tentative resumption time to the higher HQ staff element using analog and/or digital communications.</p> <p>g. Forwards NBC 1 chemical report to higher HQ staff element using analog and/or digital communications.</p> <p>3. Convoy elements occupy assembly area(s).</p> <p>a. Move into assembly area without halting on the route of march.</p> <p>b. Establish perimeter security with 360-degree surveillance and crew-served weapons positioned along likely avenues of approach.</p> <p>c. Employ camouflage techniques, with emphasis on positioning mirrors toward the ground and parking vehicles in an area with overhead cover.</p> <p>d. Perform essential after-operation PMCS IAW applicable TM.</p> <p>*4. Convoy commander selects crossing route.</p> <p>a. Identifies possible routes by conducting a map reconnaissance of contaminated area.</p> <p>b. Conducts comparative analysis of chemical data received from higher HQ staff element, terrain analysis, and time factors for a route selection.</p> <p>c. Selects route that minimizes chemical contamination.</p> <p>d. Requests approval of selected route from higher HQ staff element using analog and/or digital communications.</p>		

TASK STEPS AND PERFORMANCE MEASURES	GO	NO GO
<p>*5. Convoy commander supervises crossing preparation activities.</p> <ul style="list-style-type: none"> <li>a. Briefs reconnaissance team on mission, communications, and actions to be performed on other side of the contaminated area.</li> <li>b. Directs reconnaissance team in the donning of full MOPP4 protective garments.</li> <li>c. Dispatches reconnaissance team to verify type of contamination and size of contaminated area.</li> <li>d. Directs precautionary measures and MOPP level required for crossing.</li> <li>e. Assigns crossing time(s) for each march element.</li> <li>f. Assigns assembly area on the other side of contaminated area for each convoy element to perform operational decontamination.</li> </ul> <p>6. Chemical reconnaissance team conducts route survey.</p> <ul style="list-style-type: none"> <li>a. Selects distances between recon checkpoints based on tactical situation and time available.</li> <li>b. Selects recon checkpoints at locations where chemical agents are likely to collect as prescribed in FM 3-3.</li> <li>c. Detects chemical vapors by using M256 kit.</li> <li>d. Checks presence of liquids with M8/9 detector paper.</li> <li>e. Marks route with predetermined material.</li> <li>f. Records recon information, as collected.</li> <li>g. Forwards all recon information to the convoy commander after completion of survey.</li> </ul> <p>7. Unit prepares to cross contaminated area.</p> <ul style="list-style-type: none"> <li>a. Places all externally stored equipment inside vehicles.</li> <li>b. Covers equipment with available material.</li> <li>c. Closes all vehicle air vents and windows.</li> </ul>		

TASK STEPS AND PERFORMANCE MEASURES	GO	NO GO
<p>d. Positions chemical detector paper as prescribed in FM 3-4.</p> <p>e. Dons MOPP4 protective gear.</p> <p>8. Convoy elements cross contaminated area.</p> <p>a. Follow route as marked by the reconnaissance party.</p> <p>b. Avoid low ground, overhead branches, and heavy brush.</p> <p>c. Move as quickly as possible across contaminated area without unnecessary halts and delays.</p> <p>d. Verify that all vehicles have crossed the contaminated area before stopping.</p> <p>e. Forward crossing report to the higher HQ staff element when all convoy elements have crossed the contaminated area using analog and/or digital communications.</p> <p>*9. Convoy commander supervises decontamination measures.</p> <p>a. Identifies level of required decontamination in coordination with higher HQ staff element.</p> <p>b. Directs implementation of basic soldier skills and/or hasty decontamination based on type of contamination, weather, and tactical situation.</p> <p>10. Unit performs chemical decontamination.</p> <p>a. Initiates skin decontamination techniques within one minute of exposure to liquid contamination.</p> <p>b. Completes personal wipedown within 15 minutes of exit from contaminated area.</p> <p>c. Completes operator's spraydown within 15 minutes of personal wipedown.</p> <p>d. Employs safety measures to ensure DS2 does not touch personal or protective clothing.</p> <p>e. Decontaminates only those areas that would cause further contamination of personnel or equipment.</p> <p>f. Conducts MOPP gear exchange, if required.</p>		

TASK STEPS AND PERFORMANCE MEASURES	GO	NO GO
<p>g. Forwards decontamination status report to higher HQ staff element using analog and/or digital communications.</p> <p>*11. Convoy commander coordinates resumption of road march.</p> <p>a. Designates SP for all convoy elements to resume march.</p> <p>b. Reschedules check point and RP crossing times in coordination with higher HQ staff element.</p> <p>c. Provides new march instructions to all convoy elements.</p> <p>d. Directs covering and marking of contaminated runoff areas.</p> <p>e. Affixes locations of contaminated runoff areas on map overlays.</p> <p>f. Coordinates detailed decontamination with higher HQ staff element using analog and/or digital communications, if required.</p> <p>g. Forwards road march resumption report to higher HQ staff element using analog and/or digital communications.</p> <p>12. Unit performs movement march resumption activities.</p> <p>a. Covers area(s) used for decontamination.</p> <p>b. Marks contaminated runoff areas.</p> <p>c. Decontaminates the decontamination personnel.</p> <p>d. Crosses new SP at time prescribed by the convoy commander.</p>		

TASK PERFORMANCE/EVALUATION SUMMARY BLOCK							
ITERATION	1	2	3	4	5	M	TOTAL
TOTAL TASK STEPS EVALUATED							
TOTAL TASK STEPS "GO"							
TRAINING STATUS "GO/NO GO"							

“\*” indicates a leader task step.



<b>SUPPORTING INDIVIDUAL TASKS</b>		
<b>Task Number</b>	<b>Task Title</b>	<b>References</b>
031-503-1007	Decontaminate Your Skin and Personal Equipment Using an M258A1 Decontamination Kit	STP 21-1-SMCT
031-503-1034	Decontaminate Your Individual Equipment Using the M295 Individual Equipment Decontamination Kit (IEDK)	STP 21-1-SMCT
031-503-3004	Supervise the Crossing of a Contaminated Area	STP 21-24-SMCT
031-503-3005	Prepare and Submit NBC 1 Reports	STP 21-24-SMCT
031-503-3008	Implement Mission-Oriented Protective Posture	STP 21-24-SMCT
031-503-3009	Lead MOPP Gear Exchange	STP 21-24-SMCT

**SUPPORTING COLLECTIVE TASKS: NONE****OPFOR TASKS AND STANDARDS**

**TASK: DISRUPT ENEMY MOVEMENT AND OPERATIONS USING PERSISTENT AND NON-PERSISTENT CHEMICAL WEAPONS (63-OPFOR-1001)**

**CONDITION:** OPFOR units deliver chemical agents by means of conventional artillery weapons or aircraft along selected routes and key bases in the rear area.

**STANDARD:** 1. Deliver chemical agents in low lying and/or densely wooded areas. 2. Delay movement of enemy supplies and equipment to forward areas by disrupting C2 system. 3. Restrict enemy units movement in rear area. 4. Channel movement into predesignated ambush areas. 5. Contaminate enemy supplies and equipment. 6. Inflict casualties on enemy forces.

**ELEMENTS:** Company Headquarters  
 Supply Platoon Headquarters  
 Stock Control Section  
 Storage and Issue Section  
 Shop Supply and RX Section  
 Production Control Section  
 Quality Control Section  
 Shop Platoon Headquarters  
 Machinery Repair Section  
 Electrical Repair Section  
 Hull Repair Platoon Headquarters  
 Hull Repair Section  
 88 Landing Craft Utility Crew  
 Barge Crew

**TASK:** Employ Physical Security Measures (63-2-4306) (FM 3-19.30, AR 190-13, FM 3-100.4, FM 3-4, STP 21-1-SMCT)

**ITERATION**                                 1           2           3           4           5           M           (circle)

**COMMANDER/LEADER ASSESSMENT**   T           P           U           (circle)

**CONDITIONS:** Guard posts are established at strategic locations in the unit's area. Guards report that one to three unidentified individuals have been sighted attempting to infiltrate the area. The unit has analog and/or digital communications with higher HQ. The higher HQ OPORD, unit TSOP, and higher HQ TSOP are available. Higher HQ support operations have commenced. The intrusion may cause personnel casualties and damage to unit equipment. This task is performed in all day and night environmental conditions. The unit is subject to air, NBC, and ground Level I threat forces attack. Some iterations of this task should be performed in MOPP4.

**TASK STANDARDS:** Unit elements are not surprised by threat intrusion and the attack is repelled using techniques and procedures outlined in higher HQ TSOP and OPORD. At MOPP4, performance degradation factors may increase reaction times.

<b>TASK STEPS AND PERFORMANCE MEASURES</b>	<b>GO</b>	<b>NO GO</b>
*1. Commander and leaders prepare physical security plan. <ul style="list-style-type: none"> <li>a. Develop procedures for dismount point to control entry of vehicles into the unit area.</li> <li>b. Develop procedures for selecting and manning defensive positions.</li> <li>c. Develop procedures for reporting threat intrusions or sightings.</li> </ul>		

TASK STEPS AND PERFORMANCE MEASURES	GO	NO GO
<p>d. Integrate adjacent unit plans into the physical security plan.</p> <p>e. Forward physical security plan to the higher HQ staff element for approval using analog and/or digital communications or messenger.</p> <p>2. Unit HQ supervises guard force.</p> <p>a. Tasks unit elements to man guard posts in the unit area.</p> <p>b. Establishes communication network that permits access to all guard posts.</p> <p>3. Unit performs guard duty functions.</p> <p>a. Mans positions or guard posts as designated by leader or special orders.</p> <p>b. Observes assigned sector.</p> <p>c. Employs challenge and password procedures as prescribed in the TSOP and SOI/SSI.</p> <p>d. Reports all suspicious activities to the guard commander or as prescribed in special orders.</p> <p>*4. Commander and leaders direct response(s) against saboteurs or terrorists.</p> <p>a. Forward incident report to the higher HQ staff element using analog and/or digital communications or messenger.</p> <p>b. Direct perimeter manning level increases as prescribed by the TSOP.</p> <p>c. Maintain a current operations status of the situation.</p> <p>d. Provide continuous situation updates to the higher HQ staff element using analog and/or digital communications or messenger.</p> <p>e. Direct shifting of response force from assembly areas to threat contact area(s).</p>		

TASK STEPS AND PERFORMANCE MEASURES	GO	NO GO
<p>f. Sound "All Clear" signal as soon as attack is over and intruders have been eliminated.</p> <p>g. Direct decrease in manning levels consistent with the tactical situation.</p> <p>5. Unit responds to saboteur or terrorist intrusions.</p> <p>a. Occupies predesignated fighting positions (designated personnel only).</p> <p>b. Reports to unit CP (personnel selected for response force).</p> <p>c. Recons assigned sector for threat activities.</p> <p>d. Fires at any target in area as prescribed by rules of engagement.</p> <p>e. Treats casualties.</p> <p>NOTE: See Task 08-2-0003.63-0001 for detailed treatment procedures.</p> <p>f. Transports casualties.</p> <p>NOTE: See Task 63-2-4316 for detailed casualty transportation procedures.</p> <p>g. Performs mortuary affairs operations.</p> <p>NOTE: See Task 10-2-4513 for detailed mortuary affairs procedures.</p> <p>*6. Commander supervises post-attack activities.</p> <p>a. Forwards casualty and damage report(s) submitted by subelements to the higher HQ S1, S2/S3, and S4 using analog and/or digital communications or messenger.</p> <p>b. Coordinates life support requirements caused by destruction of supplies, equipment, or personnel with the higher HQ staff S1 and S4 using analog and/or digital communications or messenger.</p>		

<b>TASK STEPS AND PERFORMANCE MEASURES</b>	<b>GO</b>	<b>NO GO</b>
c. Coordinates replenishment of destroyed equipment and supplies with the higher HQ S4 using analog and/or digital communications.  NOTE: The unit requisitions equipment and supplies using ULLS-S4.  d. Directs unit elements to continue their assigned missions.		

<b>TASK PERFORMANCE/EVALUATION SUMMARY BLOCK</b>							
ITERATION	1	2	3	4	5	M	TOTAL
TOTAL TASK STEPS EVALUATED							
TOTAL TASK STEPS "GO"							
TRAINING STATUS "GO/NO GO"							

“\*” indicates a leader task step.

<b>SUPPORTING INDIVIDUAL TASKS</b>		
<b>Task Number</b>	<b>Task Title</b>	<b>References</b>
071-331-0801	Challenge Persons Entering Your Area	STP 21-1-SMCT

**SUPPORTING COLLECTIVE TASKS: NONE**

**OPFOR TASKS AND STANDARDS**

**TASK: CONDUCT TERRORIST AND SABOTEUR ATTACKS (63-OPFOR-1013)**

**CONDITION:** OPFOR dispatches small teams into enemy rear area to disrupt CSS operations.

**STANDARD:** 1. Locate rear support bases and C2 facilities. 2. Delay and disrupt CSS operations through probes. 3. Infiltrate CSS bases to conduct sabotage and terrorist activities. 4. Inflict casualties. 5. Destroy supplies and equipment.

**ELEMENTS:** Company Headquarters  
Supply Platoon Headquarters  
Stock Control Section  
Storage and Issue Section  
Shop Supply and RX Section  
Production Control Section  
Quality Control Section  
Shop Platoon Headquarters  
Machinery Repair Section  
Electrical Repair Section  
Hull Repair Platoon Headquarters  
Hull Repair Section  
88 Landing Craft Utility Crew  
Barge Crew

**TASK:** Respond to a Chemical Attack (63-2-4334) (FM 3-3, FM 3-100, FM 3-4, STP 21-1-SMCT, STP 21-24-SMCT)

**ITERATION** 1 2 3 4 5 M (circle)

**COMMANDER/LEADER ASSESSMENT** T P U (circle)

**CONDITIONS:** The sound of automatic alarms or color changes in chemical detector paper indicates the presence of contaminants. The unit has analog and/or digital communications with higher HQ. The higher HQ OPORD, the unit TSOP, and higher HQ TSOP are available. The unit is tactically deployed at MOPP2. Intelligence reports from the higher HQ staff element indicate that the threat is capable of attacking with chemical weapons. This task is performed under all day and night environmental conditions. The unit is subject to air, NBC, and ground Level I threat forces attack. This task is always performed in MOPP4.

**TASK STANDARDS:** Unit personnel react to the chemical alarm within 15 seconds, assume MOPP4 within 2 to 4 minutes, and perform testing and unmasking procedures until unit is reorganized and reduced MOPP level functions are reinstated.

<b>TASK STEPS AND PERFORMANCE MEASURES</b>	<b>GO</b>	<b>NO GO</b>
1. Unit personnel employ protective measures.  a. Don protective mask within 9 seconds, with hood within 15 seconds.  b. Initiate appropriate alarms (vocal and nonvocal).  c. Don protective gloves within 45 seconds of alarm.  d. Conduct skin decontamination within 2 minutes of alarm.  e. Identify type of agent using chemical agent detector kits.		

TASK STEPS AND PERFORMANCE MEASURES	GO	NO GO
<p>f. Conduct operator spraydown and personal equipment decontamination within 15 minutes of alarm.</p> <p>g. Continue mission unless directed otherwise.</p> <p>2. Unit personnel protect equipment.</p> <p>a. Cover all exposed equipment and supplies.</p> <p>b. Implement procedures to prevent further contamination IAW the TSOP.</p> <p>c. Monitor the area to determine contamination levels by testing with detector kits and paper.</p> <p>*3. Unit leaders provide NBC reports to the higher HQ S2/S3.</p> <p>a. Forward initial NBC 1 chemical report as soon as tactical situation permits using analog and/or digital communications or messenger.</p> <p>b. Request permission to move, if mission permits, using analog and/or digital communications or messenger.</p> <p>c. Coordinate with higher HQ S4 on for hasty or deliberate decontamination support using analog and/or digital communications.</p> <p>d. Forward follow-up NBC 1 chemical report within 20 minutes after the attack using analog and/or digital communications or messenger.</p> <p>*4. Unit leaders initiate unmasking procedures (if chemical agent detector kits indicate negative results).</p> <p>a. Direct two individuals to conduct unmasking procedures.</p> <p>b. Observe directed individuals for 10 minutes for symptoms of illness.</p> <p>c. Observe directed individuals for delayed symptoms.</p>		

TASK STEPS AND PERFORMANCE MEASURES	GO	NO GO
<p>d. Initiate "All Clear" signal, if no symptoms of chemical poisoning are detected.</p> <p>e. Report results to higher HQ S2/S3 using analog and/or digital communications or messenger. systems.</p> <p>5. Unit personnel employ unmasking procedures (chemical agent detector kits indicate negative results).</p> <p>a. Break the seal in a shady area (directed personnel).</p> <p>b. Remain unmasked for five minutes (directed personnel).</p> <p>c. Remask and clear masks (directed personnel).</p> <p>NOTE: Task steps 6 and 7 are performed only if chemical agent detector kits are not available.</p> <p>*6. Unit leaders initiate unmasking procedures (using M8/M9 detector paper).</p> <p>a. Check area for physical signs of liquid contamination using M8/M9 detector paper.</p> <p>b. Direct two individuals to conduct unmasking procedures.</p> <p>c. Observe directed individuals for 10 minutes for symptoms of chemical incapacitation.</p> <p>NOTE: Wait 5 minutes after directed individuals have unmasked.</p> <p>d. Observe directed individuals for another 10 minutes after they unmask again, for symptoms of chemical incapacitation.</p> <p>e. Initiate "All Clear" signal, if no symptoms appear.</p> <p>f. Report results to higher HQ S2/S3 using analog and/or digital communications or messenger.</p>		



TASK STEPS AND PERFORMANCE MEASURES	GO	NO GO
<p>7. Unit personnel employ unmasking procedures (using M8 detector paper).</p> <ul style="list-style-type: none"> <li>a. Check area for physical signs of liquid contamination using M8/M9 detector paper.</li> <li>b. Break mask seal in a shady area (directed individuals).</li> <li>c. Keep eyes open for 15 seconds (directed individuals).</li> <li>d. Clear mask (directed individuals).</li> <li>e. Reseal mask (directed individuals).</li> <li>f. Remain masked for 10 minutes (directed individuals).</li> <li>g. Unmask for five minutes (directed individuals).</li> <li>h. Remask for 10 minutes (directed individuals).</li> <li>i. Initiate "All Clear" if no symptoms appear.</li> <li>j. Repeat unmasking procedures, steps b through i above, for remaining unit personnel.</li> <li>k. Report results to higher HQ S2/S3 using analog and/or digital communications or messenger.</li> </ul> <p>*8. Commander and leaders reorganize unit area.</p> <ul style="list-style-type: none"> <li>a. Establish Situational Awareness.</li> <li>b. Reestablish chain of command.</li> <li>c. Coordinate required unit MOPP level with the higher HQ S2/S3 using analog and/or digital communications or messenger.</li> <li>d. Inspect unit personnel to ensure that individuals remain at the directed MOPP level.</li> <li>e. Direct periodic chemical monitoring in the unit area.</li> <li>f. Supervise the request and distribution of replacement chemical defense equipment and supplies.</li> </ul>		

<b>TASK PERFORMANCE/EVALUATION SUMMARY BLOCK</b>							
ITERATION	1	2	3	4	5	M	TOTAL
TOTAL TASK STEPS EVALUATED							
TOTAL TASK STEPS "GO"							
TRAINING STATUS "GO/NO GO"							

“\*” indicates a leader task step.

<b>SUPPORTING INDIVIDUAL TASKS</b>		
<b>Task Number</b>	<b>Task Title</b>	<b>References</b>
031-503-1004	Protect Yourself From Chemical and Biological Injury/ Contamination Using Your M17-Series Protective Mask With Hood	STP 21-1-SMCT
031-503-1012	Protect Yourself From Chemical and Biological Injury/Contamination Using Your M24 Or M25-Series Protective Mask With Hood	STP 21-1-SMCT
031-503-1015	Protect Yourself From NBC Injury/Contamination With Mission-Oriented Protective Posture (MOPP) Gear	STP 21-1-SMCT
031-503-3002	Conduct Unmasking Procedures	STP 21-24-SMCT
031-503-3005	Prepare and Submit NBC 1 Reports	STP 21-24-SMCT
031-503-3008	Implement Mission-Oriented Protective Posture	STP 21-24-SMCT

#### OPFOR TASKS AND STANDARDS

**TASK: DISRUPT ENEMY MOVEMENT AND OPERATIONS USING PERSISTENT AND NON-PERSISTENT CHEMICAL WEAPONS (63-OPFOR-1001)**

**CONDITION:** OPFOR units deliver chemical agents by means of conventional artillery weapons or aircraft along selected routes and key bases in the rear area.

**STANDARD:** 1. Deliver chemical agents in low lying and/or densely wooded areas. 2. Delay movement of enemy supplies and equipment to forward areas by disrupting C2 system. 3. Restrict enemy units movement in rear area. 4. Channel movement into predesignated ambush areas. 5. Contaminate enemy supplies and equipment. 6. Inflict casualties on enemy forces.



TASK STEPS AND PERFORMANCE MEASURES	GO	NO GO
<p>c. Prioritizes destruction and disablement of selected equipment based on denying its value to the enemy.</p> <p>d. Briefs platoon and section leaders on situation and destruction priorities.</p> <p>e. Consolidates requests for EOD or engineer support received from the platoons and sections.</p> <p>f. Follows guidelines contained in the destruction plan, company and battalion TSOPs, and EOD or engineer publications.</p> <p>g. Assigns tasks and responsibilities.</p> <p>h. Requests EOD or engineer support through S2/S3 Section, as required.</p> <p>i. Consolidates destruction reports received from the platoons and sections.</p> <p>j. Provides consolidated destruction report to S2/S3 Section IAW TSOP.</p> <p>k. Enforces safety procedures IAW TSOP and publications.</p> <p>l. Enforces environmental stewardship protection program procedures.</p> <p>*2. Platoon and section leaders supervise destruction or disabling of supplies and equipment.</p> <p>a. Identify supplies and equipment to be destroyed or disabled.</p> <p>b. Identify destruction or disabling method.</p> <p>c. Direct destruction or disabling of supplies and equipment.</p> <p>d. Report completed destruction to commander.</p> <p>e. Enforce safety procedures IAW TSOP and publications.</p> <p>f. Enforce environmental stewardship protection program procedures.</p>		

TASK STEPS AND PERFORMANCE MEASURES	GO	NO GO
<p>3. Platoon and section personnel destroy or disable tracked and wheeled vehicles (to include construction equipment).</p> <ul style="list-style-type: none"> <li>a. Drain the engine oil.</li> <li>b. Drain equipment hydraulic systems and cut hydraulic hoses.</li> <li>c. Slash all tires.</li> <li>d. Run engines until they seize, as applicable.</li> <li>e. Burn hoses, belts, and so forth, as applicable.</li> <li>f. Destroy vital elements, such as the gearbox, starter, engine block, transmission, instrument panel, and any communication equipment.</li> <li>g. Employ safety procedures IAW TSOP and publications.</li> <li>h. Employ environmental stewardship protection program procedures.</li> </ul> <p>4. Platoon and section personnel destroy or disable all critical supplies, computer and non computer related communications equipment, and COMSEC/IEW materiel.</p> <ul style="list-style-type: none"> <li>a. Record all COMSEC/IEW materiel identified for destruction or disablement.</li> <li>b. Destroy analog and/or digital communication components IAW with applicable TM.</li> <li>c. Burn COMSEC/IEW codes, keys, password lists, software, and any other perishable classified items.</li> <li>d. Destroy ETMs and other automated or non automated documents IAW TSOP.</li> <li>e. Destroy or render computer and computer related hardware and software inoperative IAW appropriate TM.</li> </ul>		

TASK STEPS AND PERFORMANCE MEASURES	GO	NO GO
<p>f. Destroy supplies IAW appropriate TM and TSOP.</p> <p>g. Employ safety procedures IAW with applicable reference.</p> <p>h. Employ environmental stewardship protection program procedures.</p> <p>*5. Platoon and section leaders arrange for destruction of supplies and equipment with explosives.</p> <p>a. Identify items for destruction.</p> <p>b. Review explosive detonation procedures.</p> <p>c. Estimate type and amount of explosive material required.</p> <p>d. Provide commander with explosive material requirement estimate.</p> <p>e. Request EOD or engineer support, through commander, as required.</p> <p>*6. Platoon and section leaders submit status reports to the commander.</p> <p>a. Submit certificate of destruction of supply items destroyed by class of supply.</p> <p>b. Submit certificate of destruction of tracked and wheeled vehicles, construction equipment, and special purpose vehicles destroyed or disabled.</p> <p>c. Submit certificate of destruction of analog and/or digital communication equipment destroyed or disabled.</p> <p>d. Submit certificate of destruction of COMSEC/IEW items destroyed.</p> <p>e. Submit certificate of destruction of computer hardware and software destroyed.</p> <p>f. Submit report of platoon and section's capability to continue with assigned missions.</p>		

<b>TASK PERFORMANCE/EVALUATION SUMMARY BLOCK</b>							
<b>ITERATION</b>	<b>1</b>	<b>2</b>	<b>3</b>	<b>4</b>	<b>5</b>	<b>M</b>	<b>TOTAL</b>
<b>TOTAL TASK STEPS EVALUATED</b>							
<b>TOTAL TASK STEPS "GO"</b>							
<b>TRAINING STATUS "GO/NO GO"</b>							

“\*” indicates a leader task step.

**SUPPORTING INDIVIDUAL TASKS: NONE**

**SUPPORTING COLLECTIVE TASKS: NONE**

**OPFOR TASKS AND STANDARDS: NONE**

- ELEMENTS:** Company Headquarters  
 Supply Platoon Headquarters  
 Stock Control Section  
 Storage and Issue Section  
 Shop Supply and RX Section  
 Production Control Section  
 Quality Control Section  
 Shop Platoon Headquarters  
 Machinery Repair Section  
 Electrical Repair Section  
 Hull Repair Platoon Headquarters  
 Hull Repair Section  
 88 Landing Craft Utility Crew  
 Barge Crew

**TASK:** Treat Casualties (08-2-0003.63-0001) (FM 21-11, AR 600-8-1, FM 3-4, FM 3-5, FM 8-10, FM 8-10-6, FM 8-10-7, FM 8-285, FM 8-55)

**ITERATION** 1 2 3 4 5 M (circle)

**COMMANDER/LEADER ASSESSMENT** T P U (circle)

**CONDITIONS:** The unit has sustained casualties. The unit has no organic medical personnel. Threat force contact has been broken. Soldiers have been wounded and may have chemical contamination or non-battle injuries. Some unit personnel have been assigned the additional duty of combat lifesavers. Unit personnel are performing self-buddy aid and combat lifesavers are providing advance treatment until medical treatment personnel arrive. Higher HQ TSOP and OPORD are available.

**NOTE:** This task should not be trained in MOPP 4 except when treating NBC casualties. Some iterations of this task should be performed in MOPP4.

**TASK STANDARDS:** Unit personnel provide treatment for casualties IAW FM 21-11, FM 8-285, and combat lifesavers certification standards. At MOPP 4, performance degradation factors increase the time required to provide treatment and limits the type of treatment provided.

TASK STEPS AND PERFORMANCE MEASURES	GO	NO GO
*1. Commander and leaders supervise treatment of casualties.  a. Develop treatment plan.  b. Monitor treatment for compliance with FM 21-11 and to ensure all casualties are treated.  c. Direct employment of combat lifesavers to treat casualties.  d. Report casualties, as required.		



TASK STEPS AND PERFORMANCE MEASURES	GO	NO GO
<p>e. Coordinate replenishment of Class VIII supplies with the supporting unit IAW the TSOP.</p> <p>f. Direct distribution of Class VIII supplies and equipment IAW the TSOP.</p> <p>g. Enforce procedures for Class VIII items issued to control team elements.</p> <p>2. Unit elements survey each casualty.</p> <p>a. Check for responsiveness.</p> <p>b. Check for breathing.</p> <p>c. Check for bleeding.</p> <p>d. Check for head injury.</p> <p>e. Check for shock.</p> <p>f. Check for fractures, to include cervical spine and back fractures.</p> <p>g. Check for burns.</p> <p>3. Unit elements administer life-saving treatment.</p> <p>a. Clear all objects from throat of casualty.</p> <p>b. Use jaw thrust method to open airway if cervical spine injury is suspected.</p> <p>c. Perform mouth-to-mouth resuscitation to restore casualty's breathing IAW CPR procedures.</p> <p>4. Unit elements control hemorrhage.</p> <p>a. Apply manual direct pressure to wound.</p> <p>b. Elevate extremities.</p> <p>c. Apply pressure dressing to wound.</p>		

TASK STEPS AND PERFORMANCE MEASURES	GO	NO GO
<p>d. Apply digital pressure to pressure points</p> <p>e. Apply tourniquet as last resort.</p> <p>5. Unit elements dress wounds.</p> <p>a. Apply occlusive dressing to an open chest wound, if possible.</p> <p>b. Apply dressing to an open abdominal wound.</p> <p>c. Apply dressing to an open head wound.</p> <p>6. Unit elements splint suspected fractures.</p> <p>a. Employ available materials to splint injury.</p> <p>b. Splint fracture in position found.</p> <p>c. Restrict movement of extremities.</p> <p>d. Check circulation for impairment.</p> <p>7. Unit elements treat casualties with burns.</p> <p>a. Extinguish thermal burn agents.</p> <p>b. Remove chemical burn agent(s).</p> <p>c. Eliminate electrical burn source.</p> <p>d. Uncover burn unless stuck to clothing or a chemical environment exists.</p> <p>e. Apply field dressing.</p> <p>8. Unit elements treat environmental injuries.</p> <p>a. Administer first aid for heat injuries.</p> <p>b. Administer first aid for heat stroke</p> <p>c. Administer first aid for frost bite.</p>		

TASK STEPS AND PERFORMANCE MEASURES	GO	NO GO
<p>9. Unit elements treat chemical casualties.</p> <ul style="list-style-type: none"> <li>a. Take immediate protective steps to protect self and warn others IAW FM 8-285.</li> <li>b. Protect casualty from further contamination.</li> <li>c. Administer nerve agent antidote IAW FM 21-11 and FM 8-285.</li> <li>d. Decontaminate casualty IAW FM 8-285, if necessary.</li> </ul> <p>10. Unit elements prevent shock.</p> <ul style="list-style-type: none"> <li>a. Position casualty in the correct anti-shock position IAW FM 21-11.</li> <li>b. Loosen clothing and equipment.</li> <li>c. Prevent casualty from chilling and overheating.</li> <li>d. Calm casualty by reassuring him.</li> </ul> <p>11. Unit combat lifesavers perform advanced treatment.</p> <ul style="list-style-type: none"> <li>a. Evaluate casualty for condition and type treatment needed.</li> <li>b. Measure casualty's vital signs.</li> <li>c. Record casualty's vital signs.</li> </ul> <p>NOTE: Vital signs are monitored throughout treatment for abnormalities and required immediate action.</p> <ul style="list-style-type: none"> <li>d. Insert oropharyngeal airway in an unconscious casualty.</li> <li>e. Apply a splint to a fractured limb.</li> <li>f. Administer first aid to chemical agent casualties.</li> <li>g. Initiate an intravenous infusion for hypovolemic shock.</li> </ul>		

<b>TASK STEPS AND PERFORMANCE MEASURES</b>	<b>GO</b>	<b>NO GO</b>
h. Identify environmental injuries.		
i. Treat environmental injuries.		
j. Manage BF casualties.		

<b>TASK PERFORMANCE/EVALUATION SUMMARY BLOCK</b>							
<b>ITERATION</b>	<b>1</b>	<b>2</b>	<b>3</b>	<b>4</b>	<b>5</b>	<b>M</b>	<b>TOTAL</b>
<b>TOTAL TASK STEPS EVALUATED</b>							
<b>TOTAL TASK STEPS "GO"</b>							
<b>TRAINING STATUS "GO/NO GO"</b>							

“\*” indicates a leader task step.

<b>SUPPORTING INDIVIDUAL TASKS</b>		
<b>Task Number</b>	<b>Task Title</b>	<b>References</b>
081-831-1000	Evaluate a Casualty	STP 21-1-SMCT
081-831-1003	Clear an Object From the Throat of a Conscious Casualty	STP 21-1-SMCT
081-831-1005	Prevent Shock	STP 21-1-SMCT
081-831-1007	Give First Aid for Burns	STP 21-1-SMCT
081-831-1008	Give First Aid for Heat Injuries	STP 21-1-SMCT
081-831-1009	Give First Aid for Frostbite	STP 21-1-SMCT
081-831-1016	Put On a Field or Pressure Dressing	STP 21-1-SMCT
081-831-1017	Put On a Tourniquet	STP 21-1-SMCT
081-831-1025	Apply a Dressing to an Open Abdominal Wound	STP 21-1-SMCT
081-831-1026	Apply a Dressing to an Open Chest Wound	STP 21-1-SMCT
081-831-1031	Administer First Aid to a Nerve Agent Casualty (Buddy-Aid)	STP 21-1-SMCT
081-831-1033	Apply a Dressing to an Open Head Wound	STP 21-1-SMCT
081-831-1034	Splint a Suspected Fracture	STP 21-1-SMCT
081-831-1042	Perform Mouth-to-Mouth Resuscitation	STP 21-1-SMCT

**SUPPORTING COLLECTIVE TASKS: NONE**

**OPFOR TASKS AND STANDARDS: NONE**

- ELEMENTS:** Company Headquarters  
 Supply Platoon Headquarters  
 Stock Control Section  
 Storage and Issue Section  
 Shop Supply and RX Section  
 Production Control Section  
 Quality Control Section  
 Shop Platoon Headquarters  
 Machinery Repair Section  
 Electrical Repair Section  
 Hull Repair Platoon Headquarters  
 Hull Repair Section  
 88 Landing Craft Utility Crew  
 Barge Crew

**TASK:** Perform Unit Mortuary Affairs Operations (10-2-4513) (JTTP 4-06, AR 40-66, DOD MFFIMS, FM 10-64, FM 3-100.4, FM 3-4, FM 3-5, STP 21-1-SMCT)

<b>ITERATION</b>	1	2	3	4	5	M	(circle)
<b>COMMANDER/LEADER ASSESSMENT</b>				T	P	U	(circle)

**CONDITIONS:** The unit has sustained fatalities. The unit may have the capability to perform an air reconnaissance. Some remains may be contaminated. Non-mortuary affairs personnel may perform this task. The commander has assigned search and recovery team leader(s) and personnel. Theater commander authorizes emergency burials. The unit has analog and/or digital communications with higher HQ. The higher HQ OPORD, the unit TSOP, and higher HQ TSOP are available. This task is performed under all day and night environmental conditions. The unit is subject to air, NBC, and all levels of threat forces attacks. Some iterations of this task should be performed in MOPP4.

**TASK STANDARDS:** Search, recovery, evacuation, and emergency burial operations are performed IAW the TSOP and OPORD. At MOPP4, performance degradation factors increase time required for performing mortuary affairs.

<b>TASK STEPS AND PERFORMANCE MEASURES</b>	<b>GO</b>	<b>NO GO</b>
1. Search and recovery team leader(s) prepare for the search. <ul style="list-style-type: none"> <li>a. Review all reports concerning the incident.</li> <li>b. Perform a map, terrain, or aerial reconnaissance of the search area.</li> <li>c. Coordinate map reconnaissance with higher headquarters.</li> <li>d. Identify resource requirement for the mission.</li> <li>e. Arrange for search team's transportation to and from recovery site.</li> <li>f. Identify additional support requirements.</li> </ul>		

TASK STEPS AND PERFORMANCE MEASURES	GO	NO GO
<p>g. Request additional support requirements from the S4 Section using analog and/or digital communications or messenger, and following up with a requisition for additional supplies.</p> <p>h. Coordinate NBC and EOD assistance with the unit HQ using analog and/or digital communications or messenger.</p> <p>i. Coordinate security of search area with unit HQ using analog and/or digital communications messenger.</p> <p>j. Brief personnel.</p> <p>k. Relay the last known location (grid coordinates) of the remains if the recovery cannot be performed to higher headquarters.</p> <p>2. Search and recovery team leader(s) prepare for movement to recovery site.</p> <p>a. Conduct pre-deployment inspection of all vehicles, soldier's personal equipment, and mission-essential equipment and forms.</p> <p>b. Develop a load plan.</p> <p>c. Supervise loading of equipment in accordance with load plans.</p> <p>d. Verify route.</p> <p>3. Search and recovery team(s) move to the recovery site.</p> <p>a. Conduct movement based upon tactical situation.</p> <p>b. Adhere to appropriate convoy or road-march procedures.</p> <p>4. Search and recovery team leader(s) supervise search, recovery, and evacuation operations.</p> <p>a. Determine the best search methods to use in the particular area.</p> <p>b. Ensure search is conducted during the daylight hours.</p> <p>c. Brief search and recovery team(s) on operational procedures.</p> <p>d. Ensure soldiers are wearing appropriate protective gear.</p> <p>e. Issue personal effects bags, human remains pouches, if available, and NBC agent tags.</p>		

TASK STEPS AND PERFORMANCE MEASURES	GO	NO GO
<p>f. Assign areas of search to each team of which the sum equals the entire search area, as directed by the commander.</p> <p>g. Assign a portion of the search area to an individual team member.</p> <p>h. Monitor search and recovery team(s) operations for compliance with TSOP and the commander's guidance.</p> <p>5. Search and recovery team(s) conduct the search.</p> <p>a. Search assigned areas for remains and personal effects.</p> <p>b. Mark locations of remains, portions, and personal effects with color-coded pin flags IAW FM 10-64.</p> <p>c. Initiate FMC for each remains IAW AR 40-66.</p> <p>d. Prepare recovery site sketch indicating locations where remains and personal effects were found.</p> <p>6. Search and recovery team(s) recover remains.</p> <p>a. Inspect immediate area for booby traps and NBC contaminants.</p> <p>b. Ensure remains are covered or shrouded at all times when not being examined.</p> <p>c. Verify that DD Form 1380 is attached to the remains.</p> <p>d. Ensure DD Form 567 is prepared for each remains or to document mission if no remains are found.</p> <p>e. Ensure DD Form 565 is completed, if unit personnel knew the deceased.</p> <p>f. Ensure the areas around the remains are searched for personal effects and possible disassociated personal effects.</p> <p>g. Perform procedures for initial identification.</p> <p>h. Attach to contagious remains a tag marked with a large "C", and the identity of each contagion and contaminant.</p> <p>NOTE: Remains found in a contaminated area are to be handled IAW procedures set forth in JTTP 4-06 and evacuated directly to the MADCP.</p>		

TASK STEPS AND PERFORMANCE MEASURES	GO	NO GO
<p>i. Place personal effects into a personal effects bag, if available, and attach to remains.</p> <p>j. Prepare a sketch of the recovery site showing major landmarks.</p> <p>k. Prepare a map overlay of the recovery site using analog and/or digital devices or manually.</p> <p>l. Forward SITREP IAW TSOP to the unit HQ using analog and digital communications or messenger.</p> <p>m. Employ environmental stewardship protection program procedures.</p> <p>7. Search and recovery team(s) evacuate remains to the nearest MACP.</p> <p>a. Coordinate evacuation of recovered remains to collection points with the support operations section using analog and digital communications.</p> <p>b. Ensure all records prepared at the recovery site are complete and accurate before departing the area.</p> <p>c. Ensure the remains are transported feet first.</p> <p>d. Ensure remains awaiting evacuation are shrouded from public view and guarded or escorted.</p> <p>e. Transport the remains in the most expedient manner possible to the nearest MACP.</p> <p>f. Ensure all transportation assets can provide cover for the remains while being transported.</p> <p>g. Ensure a summary report is submitted to higher headquarters to document the search and recovery mission.</p> <p>NOTE: Remains should only be transported in an ambulance as a last resort.</p> <p>NOTE: If remains cannot be evacuated to a MACP in a timely manner, perform steps 8 and 9.</p> <p>8. Search and recovery team(s) leader supervise isolated interments.</p> <p>a. Identify specific isolated interment site in coordination with the unit HQ using analog and/or digital communications or messenger.</p>		



TASK STEPS AND PERFORMANCE MEASURES	GO	NO GO
<p>b. Supervise isolated interment marking IAW JTTP 4-06, FM 10-64, TSOP, and current directives</p> <p>c. Supervise the burial of all recovered remains and their personal effects.</p> <p>d. Report burial data to unit HQ using analog and/or digital communications or messenger.</p> <p>e. Employ environmental stewardship protection program procedures.</p> <p>9. Search and recovery team(s) perform isolated interments.</p> <p>a. Prepare the isolated interment site(s) IAW appropriate JTTP 4-06, FM 10-64, TSOP, and current directives.</p> <p>b. Mark all interment sites IAW FM 10-64.</p> <p>c. Employ environmental stewardship protection program procedures.</p>		

TASK PERFORMANCE/EVALUATION SUMMARY BLOCK							
ITERATION	1	2	3	4	5	M	TOTAL
TOTAL TASK STEPS EVALUATED							
TOTAL TASK STEPS "GO"							
TRAINING STATUS "GO/NO GO"							

“\*” indicates a leader task step.

SUPPORTING INDIVIDUAL TASKS		
Task Number	Task Title	References
101-515-1900	Perform Mortuary Affairs Operations	STP 21-1-SMCT

**SUPPORTING COLLECTIVE TASKS: NONE**

**OPFOR TASKS AND STANDARDS: NONE**

- ELEMENTS:** Company Headquarters  
 Supply Platoon Headquarters  
 Stock Control Section  
 Shop Supply and RX Section  
 Production Control Section  
 Quality Control Section  
 Shop Platoon Headquarters  
 Machinery Repair Section  
 Electrical Repair Section  
 Hull Repair Platoon Headquarters  
 Hull Repair Section  
 88 Landing Craft Utility Crew  
 Barge Crew

**TASK:** Set Up Logistics Operations Center (63-2-4012) (FM 10-27-3, AR 530-1, FM 100-14, FM 10-27-2, FM 20-3, FM 21-10, FM 4-25.12, FM 3-100.4, FM 3-4, FM 5-103, FM 63-2, FM 63-20, FM 63-21, FM 63-2-1)

**ITERATION**                                    1            2            3            4            5            M            (circle)

**COMMANDER/LEADER ASSESSMENT**    T            P            U            (circle)

**CONDITIONS:** The commander has briefed unit leaders on the occupation plan. The general location of the LOC has been identified. The unit has analog and/or digital communications with higher HQ. The advance/quartermen party has established the forward CP and has completed some preliminary preparations. Higher HQ TSOP and layout plan are available. Some iterations of this task should be performed in MOPP4.

**TASK STANDARDS:** External layout of the LOC is completed IAW higher HQ layout plan and TSOP, and within the prescribed time frame.

<b>TASK STEPS AND PERFORMANCE MEASURES</b>	<b>GO</b>	<b>NO GO</b>
*1. Commander/first sergeant supervises establishment of the LOC. <ul style="list-style-type: none"> <li>a. Coordinates final locations with higher HQ staff element and communications chief.</li> <li>b. Supervises positioning of vehicles and tentage IAW the layout plan.</li> <li>c. Supervises employment of camouflage and concealment measures to ensure consistency with current tactical situation.</li> <li>d. Supervises construction of barriers around LOC area.</li> </ul>		

TASK STEPS AND PERFORMANCE MEASURES	GO	NO GO
<p>e. Coordinates set up of communications equipment with higher HQ communications staff element using analog and/or digital communications.</p> <p>f. Establishes LOC entrance and exit guard posts IAW instructions in the TSOP and/or higher HQ staff element's guidance.</p> <p>g. Designates helicopter landing area in coordination with the higher HQ staff element.</p> <p>h. Enforces safety procedures IAW RSOP and applicable publications.</p> <p>i. Enforces environmental stewardship program procedures.</p> <p>2. Unit sets up the LOC.</p> <p>a. Positions all vehicles IAW layout plan.</p> <p>b. Sets up tentage IAW layout plan.</p> <p>c. Remotes radios and generators.</p> <p>d. Constructs noise barriers for all generators.</p> <p>e. Camouflages all equipment, tentage, and vehicles.</p> <p>f. Constructs concertina wire barrier around the LOC.</p> <p>g. Employs safety procedures IAW TSOP and applicable publications.</p> <p>h. Employs environmental stewardship program procedures.</p>		

TASK PERFORMANCE/EVALUATION SUMMARY BLOCK							
ITERATION	1	2	3	4	5	M	TOTAL
TOTAL TASK STEPS EVALUATED							
TOTAL TASK STEPS "GO"							
TRAINING STATUS "GO/NO GO"							

“\*” indicates a leader task step.

**SUPPORTING INDIVIDUAL TASKS: NONE**

<b>SUPPORTING COLLECTIVE TASKS</b>	
<b>Task Number</b>	<b>Task Title</b>
63-2-4007	Plan Occupation of New Area of Operations
63-2-4009	Occupy New Operating Site

**OPFOR TASKS AND STANDARDS****TASK: GATHER INTELLIGENCE (63-OPFOR-1008)**

**CONDITION:** Small OPFOR elements, operating in the rear area, are planning attacks on enemy bases. Information is needed to complete plans.

**STANDARD:** 1. Identify all PIR and other intelligence requirements. 2. Pass through any outpost, defensive wire, or warning devices undetected. 3. Move to an OP that offers cover and concealment and is close enough to gather PIR and other intelligence requirements. 4. Gather all PIR and other intelligence requirements. 5. Withdraw from area undetected. 6. Report all information to OPFOR HQ.

**TASK: CONDUCT SNIPER OPERATIONS (63-OPFOR-1005)**

**CONDITION:** OPFOR has assigned snipers, regular and/or irregular elements, in the enemy rear area along MSR and near support sites.

**STANDARD:** 1. Set up well-concealed location(s). 2. Engage vehicle drivers or personnel on foot with short bursts of semi-automatic fire. 3. Kill or wound selected target. 4. Prevent position from being discovered by enemy forces. 5. Evacuate the area without being spotted. 6. Report all specified PIR and other intelligence requirements to OPFOR HQ.

**ELEMENT:** Company Headquarters

**TASK:** Provide Human Resources Support (63-2-4015) ((AR 600-8-104, AR 220-1, AR 380-5, AR 600-8-1, AR 600-8-19, AR 600-8-2, FM 12-6, STP 21-24-SMCT)

**ITERATION**                              1       2       3       4       5       M       (circle)

**COMMANDER/LEADER ASSESSMENT**    T       P       U       (circle)

**CONDITIONS:** The higher HQ S1 requires a personnel daily summary report. The unit has analog and/or digital communications with higher HQ. The higher HQ OPORD, the unit TSOP, and higher HQ TSOP are available. The unit HQ is required to continuously support combat operations over a prolonged period of time. Unit personnel may have been killed, wounded, captured, and/or missing. Replacements are arriving and administrative issues need to be resolved. The tactical situation allows time for personnel and administrative actions. This task is performed simultaneously with other support and operational tasks. Field-expedient and natural shelters are available. This task is performed under all day and night environmental conditions. The unit is subject to air, NBC, and all levels of threat forces attacks. Some iterations of this task should be performed in MOPP4.

**TASK STANDARDS:** Personnel and administrative support services are provided as prescribed by TSOP and OPORD. At MOPP4, personnel and administrative support is reduced to minimal essential actions.

<b>TASK STEPS AND PERFORMANCE MEASURES</b>	<b>GO</b>	<b>NO GO</b>
<p>1. Unit HQ processes casualty reports.</p> <p style="padding-left: 40px;">a. Maintains situational awareness using analog and/or digital communications.</p> <p style="padding-left: 40px;">b. Verifies reports for completeness and accuracy.</p> <p style="padding-left: 40px;">c. Forwards 100 percent accurate reports and witness statements to higher HQ staff element within 24 hours of incident using analog and/or digital communications.</p> <p style="padding-left: 40px;">d. Updates unit battle roster to reflect 100 percent accuracy.</p> <p>2. Unit HQ performs strength accounting.</p> <p style="padding-left: 40px;">a. Consolidates elements' personnel status reports.</p> <p style="padding-left: 40px;">b. Forwards personnel status report to the higher HQ staff element NLT time specified in the OPORD and TSOP using analog and/or digital communications.</p> <p style="padding-left: 40px;">c. Updates battle roster to reflect 100 percent accuracy.</p>		

TASK STEPS AND PERFORMANCE MEASURES	GO	NO GO
<p>b. Forwards equipment status reports to higher HQ staff element NLT time specified in the OPORD and TSOP using analog and/or digital communications.</p> <p>4. Unit HQ processes replacements.</p> <p>a. Inspects all replacement personnel for proper weapons, MOPP gear, equipment, clothing, and shot records.</p> <p>b. Briefs replacements on tactical situation.</p> <p>c. Briefs replacements on chain of command and specific duties.</p> <p>d. Issues required supplies and equipment.</p> <p>e. Escorts unit replacements to assigned area.</p> <p>f. Records replacement data on battle reports.</p> <p>g. Coordinates transportation for movement of replacement individuals for supported unit to the gaining activity using analog and/or digital communications.</p> <p>h. Coordinates with support medical element for required immunizations using analog and/or digital communications.</p> <p>5. Unit HQ provides administrative support.</p> <p>a. Forwards 100 percent accurate personnel and finance support requests to higher HQ staff element within 24 hours using analog and/or digital communications.</p> <p>b. Coordinates UCMJ actions with the battalion legal clerk using analog and/or digital communications.</p> <p>c. Administers unit awards program IAW procedures prescribed in the higher HQ TSOP.</p> <p>d. Provides unit-level mail service as prescribed by appropriate regulations and unit TSOP.</p> <p>e. Maintains classified materials IAW appropriate regulations.</p> <p>6. Unit HQ implements microcomputer and ULC security procedures (Digital Units Only).</p>		

TASK STEPS AND PERFORMANCE MEASURES	GO	NO GO
<p>a. Establishes "controlled access" procedures to ULC and microcomputer area(s).</p> <p>b. Restricts access to computers by use of classified passwords.</p> <p>c. Rotates operator passwords every 30 days or earlier if compromise is suspected.</p> <p>d. Monitors ULC and microcomputers for proper usage.</p> <p>e. Establishes computer report distribution procedures.</p> <p>7. Unit HQ provides health, welfare, and morale support.</p> <p>a. Coordinates for the distribution of specialty packs and sundry items IAW higher HQ OPORD and TSOP using analog and/or digital communications.</p> <p>b. Monitors unit field feeding for compliance with the TSOP.</p> <p>c. Monitors unit sleep and rest plan for compliance with the TSOP.</p> <p>d. Supervises physical conditioning program.</p> <p>e. Coordinates laundry and shower exchange support with the S4 section using analog and/or digital communications.</p> <p>f. Coordinates for religious activity support using analog and/or digital communications.</p> <p>g. Disseminates health, welfare, and morale support information to all subelements using analog and/or digital communications.</p>		

TASK PERFORMANCE/EVALUATION SUMMARY BLOCK							
ITERATION	1	2	3	4	5	M	TOTAL
TOTAL TASK STEPS EVALUATED							
TOTAL TASK STEPS "GO"							
TRAINING STATUS "GO/NO GO"							

“\*” indicates a leader task step.

<b>SUPPORTING INDIVIDUAL TASKS</b>		
<b>Task Number</b>	<b>Task Title</b>	<b>References</b>
081-831-0102	Supervise Unit Preventive Medicine and Field Sanitation Procedures	STP 21-24-SMCT
121-030-3534	Report Casualties	STP 21-24-SMCT

**OPFOR TASKS AND STANDARDS: NONE**



**ELEMENT:** Company Headquarters

**TASK:** Provide Food Service Support (63-2-4056) (FM 10-23, AR 30-21, FM 10-27-2, FM 21-10, FM 3-100.4, STP 10-92G1-SM-TG, STP 10-92G25-SM-TG, TB MED 530, TM 10-412)

**ITERATION**      1      2      3      4      5      M      (circle)

**COMMANDER/LEADER ASSESSMENT**                      T      P      U                      (circle)

**CONDITIONS:** The commander's guidance is that soldiers will be fed at least one hot meal per day. The unit has analog and digital communications with higher HQ, and tactical operations are underway IAW the OPORD, the unit TSOP, and higher HQ TSOPs. Food is to be prepared as far forward as practical based on the tactical situation. Field kitchens are set up and food is being prepared in support of operations. Rations and water have been secured, and additional rations requested. Unit strength reports are available. Disposal facilities have been prepared. This task is performed under all day or night environmental conditions. The unit is subject to air, NBC, and ground Level I threat forces attack. This task is always performed in MOPP4.

**TASK STANDARDS:** Unit provides food service support IAW field feeding plan, TSOP, and commander's guidance.

TASK STEPS AND PERFORMANCE MEASURES	GO	NO GO
<p>*1. Senior Food Operations Sergeant plans food service support.</p> <ul style="list-style-type: none"> <li>a. Verifies strengths of all supported units.</li> <li>b. Requests required amount of subsistence from supporting Class I point.</li> <li>c. Prepares personnel work schedules.</li> <li>d. Assigns duties to all food service personnel.</li> <li>e. Prepares production schedule, as required.</li> <li>f. Coordinates distribution of food to supported unit's LRP or supporting field kitchen site.</li> <li>g. Develops NBC decontamination procedures for equipment, supplies, and personnel.</li> <li>h. Coordinates food service personnel defensive duties with unit CP.</li> <li>i. Requests kitchen mess attendants' support from supported units (as applicable).</li> </ul>		

TASK STEPS AND PERFORMANCE MEASURES	GO	NO GO
<p>j. Enforces safety procedures IAW TSOP and publications.</p> <p>k. Enforces environmental stewardship protection program procedures.</p> <p>l. Enforce food safety procedures IAW TB MED 530.</p> <p>m. Determine field kitchen equipment and food service personnel requirements.</p> <p>*2. Senior Food Operations Sergeant supervises field kitchen operations.</p> <p>a. Establishes operational hours as prescribed by the field feeding plan and commander's guidance or both.</p> <p>b. Prepares work schedules consistent with personnel availability and meal schedules.</p> <p>c. Monitors equipment operations, maintenance, and safety for compliance with appropriate TMs and TSOP.</p> <p>d. Coordinates additional supply requests with unit supply representative or other supply support element(s).</p> <p>e. Forwards food service personnel and equipment status reports to unit CP using analog and digital communications, wire, messenger or fax.</p> <p>f. Performs periodic inspections of personnel and equipment for proper operations and personal hygiene.</p> <p>g. Monitors employment of preventive medicine measures for compliance with field sanitation policies and procedures in the TSOP.</p> <p>h. Supervises decontamination of contaminated equipment, supplies, and personnel.</p> <p>i. Enforces safety procedures IAW TSOP and publications.</p> <p>j. Enforces environmental stewardship protection program procedures.</p>		

TASK STEPS AND PERFORMANCE MEASURES	GO	NO GO
<p>3. Food service personnel pick up and store subsistence items.</p> <ul style="list-style-type: none"> <li>a. Inspect vehicle for cleanliness and proper dunnage.</li> <li>b. Inspect subsistence items for condition and quantity.</li> <li>c. Prepare shortages, overages, and unsatisfactory subsistence listings.</li> <li>d. Sign required documentation.</li> <li>e. Transport subsistence items from Class I point to food preparation area.</li> <li>f. Store subsistence items IAW security measures and appropriate directives.</li> <li>g. Wash packaged or canned food after NBC attack.</li> <li>h. Employ safety procedures IAW TSOP and publications.</li> <li>i. Employ environmental stewardship protection program procedures.</li> <li>j. Employ food safety procedures IAW TB MED 530.</li> </ul> <p>4. Food service personnel prepare meals.</p> <ul style="list-style-type: none"> <li>a. Inspect field kitchen equipment using appropriate TMs for proper operations.</li> <li>b. Employ personal hygiene measures.</li> <li>c. Perform preliminary food preparation procedures.</li> <li>d. Prepare menu items according to production schedule, when applicable.</li> <li>e. Employ field sanitation measures.</li> <li>f. Prepare food for transport.</li> <li>g. Employ safety measures IAW TSOP and publications.</li> <li>h. Employ environmental stewardship protection procedures.</li> </ul>		

TASK STEPS AND PERFORMANCE MEASURES	GO	NO GO
<p>i. Inspect insulated food containers and beverage dispensers to ensure that they are preheated/pre-chilled.</p> <p>j. Inspect insulated food containers and beverage dispensers to ensure that the food is properly packed and labeled for remote feeding.</p> <p>k. Inspect that all items to support remote feeding are assembled and packed.</p> <p>l. Employ food safety procedures IAW TB MED 530.</p> <p>5. Food service personnel issue Class I to unit representative (1SG/Supply Sergeant).</p> <p>a. Verify headcount with 1SG/Supply Sergeant.</p> <p>b. Integrate prepared food and other Class I items into the next scheduled LOGPAC for delivery to supported unit (when applicable).</p> <p>c. Issue prepared food in insulated food containers.</p> <p>d. Issue beverages in beverage dispensers.</p> <p>e. Issue sanitized serving utensils, plates, cups, flatware, and condiments to support the meal.</p> <p>f. Employ safety procedures IAW TSOP and publications.</p> <p>g. Employ environmental stewardship protective program procedures.</p> <p>6. Food service personnel/unit personnel (depending on the method of feeding) serve meals.</p> <p>a. Employ personal hygiene measures.</p> <p>b. Set up serving line as dictated by the tactical situation.</p> <p>c. Inspect mess kits (if used) to ensure they are sanitized prior to serving.</p> <p>d. Employ portion control.</p> <p>e. Maintain food at proper temperature.</p>		

TASK STEPS AND PERFORMANCE MEASURES	GO	NO GO
<p>f. Replenish food items.</p> <p>g. Destroy opened food after NBC attack.</p> <p>h. Employ safety measures IAW TSOP and publications.</p> <p>i. Employ environmental stewardship program protection procedures.</p> <p>7. Food service personnel maintain equipment.</p> <p>a. Perform before, during, and after operations PMCS on assigned equipment.</p> <p>b. Maintain proper temperatures of wash and rinse water on wash line.</p> <p>c. Clean cooking equipment.</p> <p>d. Sanitize cooking equipment.</p> <p>e. Store clean equipment to allow air-drying.</p> <p>f. Employ safety procedures IAW TSOP and publications.</p> <p>g. Employ environmental stewardship protection program procedures.</p> <p>8. Food service personnel perform waste disposal.</p> <p>a. Initiate effective trash management procedures.</p> <p>b. Perform liquid waste disposal.</p> <p>c. Perform solid waste disposal.</p> <p>d. Clean vehicle thoroughly with prescribed cleaning agents.</p> <p>e. Sanitize vehicle thoroughly with prescribed cleaning agents.</p> <p>f. Employ field sanitation measures.</p> <p>g. Employ safety procedures IAW TSOP and publications.</p> <p>h. Employ environmental stewardship protection program procedures.</p>		

<b>TASK PERFORMANCE/EVALUATION SUMMARY BLOCK</b>							
ITERATION	1	2	3	4	5	M	TOTAL
TOTAL TASK STEPS EVALUATED							
TOTAL TASK STEPS "GO"							
TRAINING STATUS "GO/NO GO"							

“\*” indicates a leader task step.

<b>SUPPORTING INDIVIDUAL TASKS</b>		
<b>Task Number</b>	<b>Task Title</b>	<b>References</b>
101-524-1205	Store Subsistence Items	STP 10-92G1-SM-TG
101-524-1206	Check Subsistence Supplies for Quantity and Condition	STP 10-92G1-SM-TG
101-524-1255	Use and Maintain the Insulated Food Container	STP 10-92G1-SM-TG
		STP 10-92G1-SM-TG
101-524-1256	Set Up, Operate, Maintain, and Prepare the Mobile Kitchen Trailer (MKT) for Movement	STP 10-92G1-SM-TG
		STP 10-92G1-SM-TG
101-524-1257	Set Up, Operate, Maintain, and Prepare the Kitchen Company Level Field Feeding (KCLFF) for Movement	STP 10-92G1-SM-TG
		STP 10-92G1-SM-TG
101-524-1260	Perform Cleaning and Sanitation Services at a Field Kitchen	STP 10-92G1-SM-TG
		STP 10-92G1-SM-TG
101-524-1263	Store, Prepare, and Serve T Rations and B Rations	STP 10-92G1-SM-TG
		STP 10-92G1-SM-TG
101-524-1410	Apply Food Protection Measures in a Dining Facility and at a Field Kitchen	STP 10-92G1-SM-TG
		STP 10-92G1-SM-TG
101-524-2161	Implement the Safety and Fire Prevention Program	STP 10-92G25-SM-TG
101-524-2163	Direct Personnel Operating and Maintaining the Field Kitchen Equipment	STP 10-92G25-SM-TG
101-524-2164	Direct Personnel Preparing and Serving Meals at a Field Kitchen	STP 10-92G25-SM-TG
101-524-2165	Direct Personnel Preparing and Serving Meals in a Dining Facility	STP 10-92G25-SM-TG
101-524-2166	Direct Personnel Receiving and Storing Subsistence Items	STP 10-92G25-SM-TG

<b>SUPPORTING INDIVIDUAL TASKS</b>		
<b>Task Number</b>	<b>Task Title</b>	<b>References</b>
101-524-2203	Direct Personnel in Performing Sanitation Services at a Field Kitchen	STP 10-92G25-SM-TG
101-524-2205	Direct Personnel Applying Food Protection Measures in a Dining Facility and at a Field Kitchen	STP 10-92G25-SM-TG
101-524-3107	Supervise the Preparing, Serving, and Storage of Food Items to Ensure Optimal Nutritional Value	STP 10-92G25-SM-TG
101-524-3202	Request and Turn-In Subsistence Items Under the Army Field Feeding System (AFFS)	STP 10-92G25-SM-TG
101-524-3203	Receive and Turn-In Subsistence Items Under the Army Ration Credit System (ARCS)	STP 10-92G25-SM-TG
101-524-3257	Supervise Field Kitchen Sanitation Operations	STP 10-92G25-SM-TG
101-524-3260	Brief Headcounter and Process Headcount Forms	STP 10-92G25-SM-TG
101-524-3266	Supervise Personnel in the Operation, Cleaning, and Maintenance of Dining Facility Equipment	STP 10-92G25-SM-TG
101-524-3267	Supervise Personnel in the Operation, Cleaning, and Maintenance of the Field Feeding Equipment	STP 10-92G25-SM-TG
101-524-3268	Supervise the Receipt and Storage of Subsistence Items	STP 10-92G25-SM-TG
101-524-3275	Supervise the Operation and Maintenance of the Mobile Kitchen Trailer (MKT)	STP 10-92G25-SM-TG
101-524-3276	Monitor and Provide Technical Guidance for the Operation and Maintenance of the Kitchen Company Level Field Feeding (KCLFF)	STP 10-92G25-SM-TG
101-524-3278	Schedule Shift Work, Develop Work Schedules, and Supervise Food Service Personnel	STP 10-92G25-SM-TG
101-524-3279	Determine Requirements and Establish Procedures in Support of Field Operations	STP 10-92G25-SM-TG
101-524-3282	Conduct Quality Assurance Evaluation of Food Preparation and Finished Products	STP 10-92G25-SM-TG

**SUPPORTING COLLECTIVE TASKS: NONE**

**OPFOR TASKS AND STANDARDS: NONE**





TASK STEPS AND PERFORMANCE MEASURES	GO	NO GO
<p>g. Inform personnel of availability of religious support.</p> <p>h. Implement buddy system to observe signs of stress or BF among the soldiers and leaders.</p> <p>*2. Commander and leaders implement sleep plan.</p> <p>a. Provide a safe and secure area away from vehicles and other high-noise activities.</p> <p>b. Adjust sleep plan as dictated by tactical situation.</p> <p>c. Enforce the sleep plan IAW the TSOP.</p> <p>*3. Leaders implement task rotation or restructuring procedures.</p> <p>a. Alternate cross-trained unit personnel on critical tasks, as required.</p> <p>b. Rotate unit personnel between demanding and non-demanding tasks.</p> <p>c. Assign two soldiers to function independently on tasks requiring a high degree of accuracy.</p> <p>d. Adjust task rotation policies and procedures to the tactical situation.</p> <p>*4. Leaders implement stress-coping and management techniques.</p> <p>a. Integrate new unit members into the unit immediately.</p> <p>b. Assist soldiers in resolving family/home-related problems.</p> <p>c. Provide instruction on relaxation technique to all personnel prior to deployment.</p> <p>d. Conduct routine after-action stress debriefings.</p> <p>e. Conduct unit award, decoration, recognition and memorial ceremonies.</p> <p>*5. Commander and leaders implement stress control techniques.</p> <p>a. Implement a plan to deal with mild, seriously stressed, or BF cases.</p>		

TASK STEPS AND PERFORMANCE MEASURES	GO	NO GO
<p>b. Assign soldiers who show signs of stress or BF to simple tasks.</p> <p>c. Direct personnel to be supportive of BF or stressed soldiers.</p> <p>d. Refer soldiers showing signs of serious stress or BF to supporting MTF for medical evaluation.</p> <p>e. Reintegrate RTD soldiers into their specific element.</p> <p>6. Unit personnel employ stress prevention measures.</p> <p>a. Maintain a positive attitude concerning the unit's mission, purpose, and abilities.</p> <p>b. Comply with the commander's sleep plan.</p> <p>c. Identify other soldiers with signs of stress or BF.</p> <p>d. Provide immediate buddy aid support.</p> <p>e. Report signs of stress or BF in other soldiers to immediate supervisor.</p> <p>f. Accept new unit members immediately.</p> <p>g. Practice relaxation techniques at appropriate times and places.</p> <p>h. Participate in buddy system and after-action stress debriefings.</p>		

TASK PERFORMANCE/EVALUATION SUMMARY BLOCK							
ITERATION	1	2	3	4	5	M	TOTAL
TOTAL TASK STEPS EVALUATED							
TOTAL TASK STEPS "GO"							
TRAINING STATUS "GO/NO GO"							

“\*” indicates a leader task step.

**SUPPORTING COLLECTIVE TASKS: NONE**

**OPFOR TASKS AND STANDARDS: NONE**

- ELEMENTS:** Company Headquarters  
 Supply Platoon Headquarters  
 Stock Control Section  
 Storage and Issue Section  
 Shop Supply and RX Section  
 Production Control Section  
 Quality Control Section  
 Shop Platoon Headquarters  
 Machinery Repair Section  
 Electrical Repair Section  
 Hull Repair Platoon Headquarters  
 Hull Repair Section  
 88 Landing Craft Utility Crew  
 Barge Crew

**TASK:** Process Enemy Prisoners of War (63-2-4304) (FM 3-19.40)

<b>ITERATION</b>	1	2	3	4	5	M	(circle)
------------------	---	---	---	---	---	---	----------

<b>COMMANDER/LEADER ASSESSMENT</b>	T	P	U	(circle)
------------------------------------	---	---	---	----------

**CONDITIONS:** Threat soldiers are surrendering or being captured. The unit is supporting tactical operations. An EPW collection point has been established in the support area. The unit has analog and/or digital communications with higher HQ. The higher HQ OPORD, the unit TSOP, and higher HQ TSOP are available. This task is performed under all day and night environmental conditions. The unit is subject to air, NBC, and all levels of threat forces attacks. Some iterations of this task should be performed in MOPP4.

**TASK STANDARDS:** Unit evacuates EPW to the designated EPW holding area within the time prescribed in the TSOP and/or higher HQ directives. At MOPP4, EPW processing and evacuation times increase significantly.

<b>TASK STEPS AND PERFORMANCE MEASURES</b>	<b>GO</b>	<b>NO GO</b>
*1. Commander and leaders supervise EPW processing in the unit area. <ul style="list-style-type: none"> <li>a. Disseminate designated EPW collection point(s) locations to all sub-elements using analog and/or digital communications.</li> <li>b. Coordinate disposition of EPW with higher HQ staff element before transporting to the rear using analog and/or digital communications.</li> <li>c. Monitor processing procedures to ensure compliance with the TSOP and current INTSUM.</li> </ul>		

TASK STEPS AND PERFORMANCE MEASURES	GO	NO GO
<p>2. Unit personnel search EPW.</p> <ul style="list-style-type: none"> <li>a. Remove all weapons and documents.</li> <li>b. Return personal items of no military intelligence value.</li> <li>c. Provide EPW a receipt for personal items taken.</li> <li>d. Tag each EPW and each item removed with date/time group, location of capture, capturing unit, and circumstances of capture.</li> </ul> <p>3. Unit personnel segregate EPW.</p> <ul style="list-style-type: none"> <li>a. Segregate EPW by rank, sex, deserters, civilians, nationality, and ideology, when possible.</li> <li>b. Treat EPW casualties.</li> </ul> <p>NOTE: See Task 08-2-0003.63-0001 for detailed treatment procedures.</p> <ul style="list-style-type: none"> <li>c. Transport EPW casualties.</li> </ul> <p>NOTE: See Task 63-2-4316 for detailed transportation procedures.</p> <ul style="list-style-type: none"> <li>d. Report casualties to higher HQ staff element using analog and/or digital communications.</li> </ul> <p>4. Unit personnel silence EPW.</p> <ul style="list-style-type: none"> <li>a. Prevent EPW leaders from giving orders.</li> <li>b. Prevent communications between captured personnel.</li> <li>c. Conduct no conversations in front of EPW except to issue orders and maintain discipline.</li> </ul>		

TASK STEPS AND PERFORMANCE MEASURES	GO	NO GO
<p>5. Unit personnel transport EPW to the rear.</p> <p>a. Remove EPW from dangers of the immediate battle area.</p> <p>b. Prevent abuse of EPW by fellow soldiers or local populace.</p> <p>c. Transport EPW to the nearest collection point by vehicle.</p> <p>NOTE: If transportation is unavailable and time and distance factors permit, march EPW to the nearest collection point; if EPWs are held, water and rations must be provided.</p>		

TASK PERFORMANCE/EVALUATION SUMMARY BLOCK							
ITERATION	1	2	3	4	5	M	TOTAL
TOTAL TASK STEPS EVALUATED							
TOTAL TASK STEPS "GO"							
TRAINING STATUS "GO/NO GO"							

“\*” indicates a leader task step.

SUPPORTING INDIVIDUAL TASKS		
Task Number	Task Title	References
071-331-0820	Analyze Terrain	STP 21-24-SMCT

**SUPPORTING COLLECTIVE TASKS: NONE**

**OPFOR TASKS AND STANDARDS: NONE**

- ELEMENTS:** Company Headquarters  
 Supply Platoon Headquarters  
 Stock Control Section  
 Storage and Issue Section  
 Shop Supply and RX Section  
 Production Control Section  
 Quality Control Section  
 Shop Platoon Headquarters  
 Machinery Repair Section  
 Electrical Repair Section  
 Hull Repair Platoon Headquarters  
 Hull Repair Section  
 88 Landing Craft Utility Crew  
 Barge Crew

**TASK:** Process Captured Documents and Equipment (63-2-4305) (FM 34-54, STP 21-24-SMCT)

**ITERATION** 1 2 3 4 5 M (circle)

**COMMANDER/LEADER ASSESSMENT** T P U (circle)

**CONDITIONS:** Threat equipment and documents have been captured. The unit has analog and/or digital communications with higher HQ. The higher HQ OPORD, the unit TSOP, and higher HQ TSOP are available. The unit is supporting tactical operations. This task is performed under all day and night environmental conditions. The unit is subject to air, NBC, and all levels of threat forces attacks. Some iterations of this task should be performed in MOPP4.

**TASK STANDARDS:** Unit processes all captured documents and equipment IAW disposition instructions from the S2/S3 section and the battalion TSOP. At MOPP4, documents and equipment processing and disposition times increase.

TASK STEPS AND PERFORMANCE MEASURES	GO	NO GO
1. Commander and leaders supervise captured document and equipment processing.  a. Disseminate to all subelements instructions and procedures for processing captured documents and equipment using analog and/or digital communications.  b. Coordinate disposition of captured documents and equipment with S2/S3 using analog and/or digital communications.		

TASK STEPS AND PERFORMANCE MEASURES	GO	NO GO
<p>c. Coordinate with S2/S3, Plans-Operations Branch for transportation of equipment to the rear using analog and/or digital communications.</p> <p>d. Monitor processing procedures to ensure compliance with the TSOP and Plans-Operations Branch guidance.</p> <p>2. Unit personnel report capture of documents or equipment to S3, Plans-Operations Branch.</p> <p>a. Process reports on documents and equipment IAW FM 34-54 and the TSOP.</p> <p>b. Request disposition of captured documents and equipment from the Plans-Operations Branch, S2/S3, and S4 section using analog and/or digital communications.</p> <p>c. Tag all captured documents and equipment before evacuation.</p> <p>3. Unit executes approved disposition of captured documents and equipment.</p> <p>a. Evacuates captured equipment IAW disposition instructions.</p> <p>b. Destroys the captured equipment (less medical) IAW disposition instructions.</p> <p>NOTE: If tactical situation does not permit equipment destruction or evacuation, or other special instructions exist, abandon captured equipment IAW disposition instructions.</p> <p>c. Evacuates documents through Plan-Operations Branch to intelligence personnel.</p>		

TASK PERFORMANCE/EVALUATION SUMMARY BLOCK							
ITERATION	1	2	3	4	5	M	TOTAL
TOTAL TASK STEPS EVALUATED							
TOTAL TASK STEPS "GO"							
TRAINING STATUS "GO/NO GO"							

“\*” indicates a leader task step.

<b>SUPPORTING INDIVIDUAL TASKS</b>		
<b>Task Number</b>	<b>Task Title</b>	<b>References</b>
191-377-5250	Handle Enemy Personnel and Equipment	STP 21-24-SMCT
191-379-4450	Supervise Handling of Enemy Personnel and Equipment at Unit Level	STP 21-24-SMCT
301-337-6001	Process Captured Materiel	STP 21-24-SMCT

**SUPPORTING COLLECTIVE TASKS: NONE**

**OPFOR TASKS AND STANDARDS: NONE**





TASK STEPS AND PERFORMANCE MEASURES	GO	NO GO
<p>e. Enforces safety procedures IAW TSOP and publications.</p> <p>f. Enforces environmental stewardship protection program procedures.</p> <p>2. FST supervises unit field sanitation activities.</p> <p>a. Maintains field sanitation basic load.</p> <p>b. Supervises distribution of field sanitation basic load items.</p> <p>c. Tests unit water supply for required chlorine residual.</p> <p>d. Monitors personnel to ensure use of protective measures against arthropods (skin, repellent, bed net, clothing, and bed net repellent) and rodents IAW applicable directives and commander's guidance.</p> <p>e. Monitors personnel for employment of correct hygiene measures such as handwashing.</p> <p>f. Supervises installation of appropriate latrine facilities based on terrain.</p> <p>g. Inspects latrines and urinals.</p> <p>h. Inspects liquid and solid waste disposal facilities.</p> <p>i. Inspects hand-washing devices IAW TSOP.</p> <p>j. Inspects transport, storage, preparation, and service of food.</p> <p>k. Provides advice, recommendations, and training requirements to the commander.</p> <p>l. Enforces safety procedures IAW TSOP and publications.</p> <p>m. Enforces environmental stewardship protection program procedures.</p> <p>3. Unit elements employ field sanitation measures.</p> <p>a. Maintain prescribed load of water purification materials.</p> <p>b. Prepare nonpotable water for personal use.</p> <p>c. Consume only water designated as potable.</p>		

TASK STEPS AND PERFORMANCE MEASURES	GO	NO GO
d. Maintain latrines and hand washing facilities. e. Employ preventive measures against cold and heat injuries. f. Employ personal hygiene measures. g. Employ preventive measures against arthropod and rodent infestation, to include using skin, clothing and bed net repellent. h. Report field sanitation deficiencies to FST. i. Employ safety procedures IAW TSOP and publications. j. Employ environmental stewardship protection program procedures.		

TASK PERFORMANCE/EVALUATION SUMMARY BLOCK							
ITERATION	1	2	3	4	5	M	TOTAL
TOTAL TASK STEPS EVALUATED							
TOTAL TASK STEPS "GO"							
TRAINING STATUS "GO/NO GO"							

“\*” indicates a leader task step.

SUPPORTING INDIVIDUAL TASKS		
Task Number	Task Title	References
081-831-0102	Supervise Unit Preventive Medicine and Field Sanitation Procedures	STP 21-24-SMCT

**SUPPORTING COLLECTIVE TASKS: NONE**

**OPFOR TASKS AND STANDARDS: NONE**

**ELEMENTS:** Company Headquarters  
 Supply Platoon Headquarters  
 Stock Control Section  
 Storage and Issue Section  
 Shop Supply and RX Section  
 Production Control Section  
 Quality Control Section  
 Shop Platoon Headquarters  
 Machinery Repair Section  
 Electrical Repair Section  
 Hull Repair Platoon Headquarters  
 Hull Repair Section  
 88 Landing Craft Utility Crew  
 Barge Crew

**TASK:** Transport Casualties (63-2-4316) (FM 8-10-6, FM 12-6, FM 21-11, FM 3-100.4, FM 3-4, FM 3-5, FM 57-38, FM 8-10-7, STP 21-1-SMCT, STP 21-24-SMCT)

**ITERATION** 1 2 3 4 5 M (circle)

**COMMANDER/LEADER ASSESSMENT** T P U (circle)

**CONDITIONS:** Unit personnel are wounded and some may be chemically contaminated. Threat force contact has been broken. Unit defenses have been reorganized. Some wounded EPW casualties may require evacuation. The unit has analog and/or digital communications with higher HQ. The higher HQ OPORD, the unit TSOP, and higher HQ TSOP are available. Casualties must be evacuated from fighting positions to designated casualty collection points. All methods of transportation are employed. This task is performed simultaneously with other reorganization tasks. This task is performed under all day and night environmental conditions. The unit is subject to air, NBC, and all levels of threat forces attacks. Some iterations of this task should be performed in MOPP4.

**TASK STANDARDS:** Casualties are transported as soon as tactical situation permits IAW TSOP, OPORD, the provisions of the Geneva Convention, and FM 8-10-6. At MOPP4, performance degradation factors increases the time required to evacuate casualties.

TASK STEPS AND PERFORMANCE MEASURES	GO	NO GO
*1. Unit commander and leaders supervise transportation of casualties.  a. Identify casualty collection points using analog and/or digital communications or messenger.  b. Identify transportation requirements.  c. Supervise preparation of casualties for transport.  d. Coordinate transportation of casualties from unit area with higher HQ staff element IAW TSOP and FM 8-10-6 using analog and/or digital communications or messenger.		

TASK STEPS AND PERFORMANCE MEASURES	GO	NO GO
<p>e. Coordinate security requirements for the pick-up site with subelements and higher HQ staff element using analog and/or digital communications or messenger.</p> <p>f. Disseminate transportation information to unit personnel using analog and/or digital communications.</p> <p>g. Forward casualty feeder report and witness statements to higher HQ staff element IAW TSOP and FM 12-6 using analog and/or digital communications or messenger.</p> <p>2. Unit elements prepare casualties for transport.</p> <p>a. Treat casualties.</p> <p>NOTE: See Task 08-2-0003.63-0001 for detailed treatment procedures.</p> <p>b. Report casualties using analog and/or digital communications or messenger, as required.</p> <p>c. Collect classified documents such as SOI/SSI, maps, overlays, and key lists.</p> <p>d. Secure custody of organizational equipment IAW the TSOP.</p> <p>e. Forward spot casualty reports to unit HQ IAW TSOP using analog and/or digital communications.</p> <p>3. Unit elements transport casualties to casualty collection points using manual carries.</p> <p>a. Select type of manual carry appropriate to situation and injury.</p> <p>b. Transport casualty without causing further injury IAW FM 8-10-6.</p> <p>4. Unit elements transport casualties to casualty collection points using litter carries.</p> <p>a. Identify litter team(s).</p> <p>b. Construct improvised litter from available material, as required.</p>		

TASK STEPS AND PERFORMANCE MEASURES	GO	NO GO
<p>c. Secure casualty on litter.</p> <p>d. Transport casualty without causing further injury IAW FM 8-10-6.</p> <p>5. Unit elements transport casualties to a MTF using available vehicles.</p> <p>a. Load maximum number of casualties with the most seriously injured last IAW FM 8-10-6; this will allow a "last in, first out" unloading procedure.</p> <p>b. Secure casualties in vehicle.</p> <p>c. Transport casualties without causing further injury IAW FM 8-10-6.</p> <p>*6. Commander and leaders request aeromedical transportation, as needed.</p> <p>a. Transmit request IAW OPORD, TSOP, and FM 8-10-6 using analog and/or digital communications.</p> <p>b. Select landing site that provides sufficient space for helicopter hover, landing, and takeoff IAW FM 8-10-6 and FM 57-38.</p> <p>c. Supervise removal of all dangerous objects likely to be blown about prior to aircraft arrival.</p> <p>d. Supervise security of landing site IAW the TSOP.</p> <p>7. Unit elements assist in loading ambulance.</p> <p>a. Employ proper carrying and loading techniques IAW FM 8-10-6.</p> <p>b. Load casualties in the sequence directed by crew.</p> <p>c. Load casualty without causing unnecessary discomfort.</p> <p>d. Employ safety procedures IAW the TSOP and FM 8-10-6.</p> <p>e. Employ environmental stewardship protection program procedures.</p>		

TASK STEPS AND PERFORMANCE MEASURES	GO	NO GO
<p>8. Unit elements transport chemically contaminated casualties.</p> <ul style="list-style-type: none"> <li>a. Assume MOPP4.</li> <li>b. Mark contaminated casualties IAW the TSOP.</li> <li>c. Notify supporting MTF that contaminated casualties are en route to their location using analog and/or digital communications.</li> <li>d. Transport casualties directly to a designated decontamination and treatment station.</li> <li>e. Protect casualty from further contamination during transport.</li> </ul> <p>9. Unit personnel transport EPW casualties.</p> <ul style="list-style-type: none"> <li>a. Maintain security of EPW casualties IAW the TSOP.</li> <li>b. Search EPW casualties for weapons and ordnance prior to transport.</li> <li>c. Transport EPW casualties IAW the provisions of the Geneva Convention agreements and the TSOP.</li> </ul>		

TASK PERFORMANCE/EVALUATION SUMMARY BLOCK							
ITERATION	1	2	3	4	5	M	TOTAL
TOTAL TASK STEPS EVALUATED							
TOTAL TASK STEPS "GO"							
TRAINING STATUS "GO/NO GO"							

“\*” indicates a leader task step.

<b>SUPPORTING INDIVIDUAL TASKS</b>		
<b>Task Number</b>	<b>Task Title</b>	<b>References</b>
031-503-1015	Protect Yourself From NBC Injury/Contamination With Mission-Oriented Protective Posture (MOPP) Gear	STP 21-1-SMCT
081-831-0101	Request Medical Evacuation	STP 21-24-SMCT
081-831-1040	Transport a Casualty Using a One-Man Carry	STP 21-1-SMCT
081-831-1041	Transport a Casualty Using a Two-Man Carry or an Improvised Litter	STP 21-1-SMCT
121-030-3534	Report Casualties	STP 21-24-SMCT

**SUPPORTING COLLECTIVE TASKS: NONE**

**OPFOR TASKS AND STANDARDS: NONE**



- ELEMENTS:** Company Headquarters  
 Supply Platoon Headquarters  
 Stock Control Section  
 Storage and Issue Section  
 Shop Supply and RX Section  
 Production Control Section  
 Quality Control Section  
 Shop Platoon Headquarters  
 Machinery Repair Section  
 Electrical Repair Section  
 Hull Repair Platoon Headquarters  
 Hull Repair Section  
 88 Landing Craft Utility Crew  
 Barge Crew

**TASK:** Perform Risk Management Procedures (63-2-4326) (FM 100-14, DA Pamphlet 385-1, FM 3-100.4)

**ITERATION** 1 2 3 4 5 M (circle)

**COMMANDER/LEADER ASSESSMENT** T P U (circle)

**CONDITIONS:** The unit is deployed in a tactical environment supporting operations. Safety hazards for personnel and equipment exist. Hazards increase as operations intensify. The unit has analog and/or digital communications with higher HQ. The higher HQ OPORD, unit TSOP, and higher HQ TSOP are available. This task is performed under all day and night environmental conditions. The unit is subject to air, NBC, and all levels of threat forces attacks. Some iterations of this task should be performed in MOPP4.

**TASK STANDARDS:** Potential safety problems for tasks are identified and either reduced or eliminated. At MOPP4 performance degradation factors increase implementation time for risk management procedures.

TASK STEPS AND PERFORMANCE MEASURES	GO	NO GO
*1. Commander and leaders identify risk and or safety hazards. a. Maintain situational awareness using analog and/or digital communications. b. Identify specified and implied missions and tasks in the OPLAN, OPORD, and FRAGO using analog and/or digital communications or messenger. c. Identify all risks associated with specified and implied missions or tasks. d. Integrate safety into every phase of the planning process.		

TASK STEPS AND PERFORMANCE MEASURES	GO	NO GO
<p>e. Contrast the benefits of safety measures to the unit's mission versus the potential cost of risk or safety hazards.</p> <p>f. Conduct continuous assessment of phases of operations for safety and risk reduction.</p> <p>*2. Commander and leaders evaluate risk or safety hazards identified during operations.</p> <p>a. Identify previously executed unsafe acts and their corrective actions.</p> <p>b. Identify all unwarranted risks.</p> <p>c. Compare identified risk to acceptable risk level stated in the commander's intent and based on the training objective.</p> <p>d. Calculate projected equipment and personnel losses from accidents by reviewing historical records.</p> <p>e. Describe operations in terms of its risk level (extremely high, high, medium, low).</p> <p>f. Prepare courses of action that minimize accidental losses.</p> <p>*3. Commander and leaders eliminate or reduce risk and safety hazards.</p> <p>a. Select course of action that maximizes operational effectiveness and minimizes risks.</p> <p>b. Develop procedures that reduce risk.</p> <p>c. Provide guidance that enhances safety in all phases of operation.</p> <p>d. Prescribe safety and protective equipment that enhances safety and reduces risks.</p> <p>e. Enforce environmental stewardship protection program procedures.</p>		

TASK STEPS AND PERFORMANCE MEASURES	GO	NO GO
4. Unit personnel employ safety enhancement procedures. <ul style="list-style-type: none"> <li>a. Practice safety procedures during all mission rehearsals and operations.</li> <li>b. Correct unsafe acts on the spot.</li> <li>c. Report to unit safety officer risk or safety violations beyond unit's corrective level.</li> <li>d. Employ environmental stewardship protection program.</li> </ul>		

TASK PERFORMANCE/EVALUATION SUMMARY BLOCK							
ITERATION	1	2	3	4	5	M	TOTAL
TOTAL TASK STEPS EVALUATED							
TOTAL TASK STEPS "GO"							
TRAINING STATUS "GO/NO GO"							

“\*” indicates a leader task step.

**SUPPORTING COLLECTIVE TASKS: NONE**

**OPFOR TASKS AND STANDARDS: NONE**

**ELEMENT:** Company Headquarters

**TASK:** Receive Resupply by Airdrop (63-2-4514) (FM 10-500-7, FM 3-100.4)

<b>ITERATION</b>	1	2	3	4	5	M	(circle)
------------------	---	---	---	---	---	---	----------

<b>COMMANDER/LEADER ASSESSMENT</b>	T	P	U	(circle)
------------------------------------	---	---	---	----------

**CONDITIONS:** Since normal supply support transportation is unavailable, supplies and equipment have been requested by airdrop. MHE and vehicles have been requested. Airdrop of supplies and equipment may be preplanned or immediate. The unit has analog and digital communications with higher HQ. The higher HQ OPORD, the unit TSOP, and higher HQ TSOP are available. This task is performed under most day or night environmental conditions. The unit is subject to air, NBC, and ground Level I threat forces attack. Some iterations of this task should be performed in MOPP4.

**TASK STANDARDS:** Supplies and equipment are derigged and airdrop items are recovered IAW with the TSOP and OPORD. At MOPP4, resupply by airdrop is significantly degraded.

TASK STEPS AND PERFORMANCE MEASURES	GO	NO GO
1. Unit HQ prepares requests for supplies and equipment by airdrop. <ol style="list-style-type: none"> <li>a. Identifies supplies and equipment needed.</li> <li>b. Forwards requests for additional supplies and equipment to higher HQ using analog and digital communications or messenger.</li> <li>c. Identifies drop zone.</li> <li>d. States date and time of airdrop on request.</li> <li>e. Forwards request for preplanned or immediate airdrop to higher HQ staff element using analog and digital communications or messenger.</li> </ol> *2. Commander and element leaders develop airdrop supply and equipment receipt plan. <ol style="list-style-type: none"> <li>a. Designate a recovery officer and safety officer.</li> <li>b. Verify delivery time and location with higher HQ staff element using digital devices, radio, wire, or messenger.</li> <li>c. Coordinate for DZ control with an Air Force combat control team or an Army pathfinder unit, through higher HQ staff element using analog and digital communications or messenger.</li> </ol>		

TASK STEPS AND PERFORMANCE MEASURES	GO	NO GO
<p>d. Prepare recovery and alternate plans.</p> <p>e. Identify the number of people, equipment, and vehicles required for the recovery of supplies and equipment.</p> <p>f. Coordinate transportation and MHE support with higher HQ staff element using analog and digital communications or messenger.</p> <p>g. Enforce safety procedures IAW TSOP and publications.</p> <p>h. Identify environmental stewardship protection program procedures.</p> <p>i. Brief personnel on the tactical situation, recovery plan, and alternate plans.</p> <p>3. Unit receives supplies and equipment.</p> <p>a. Secures drop zone or AO.</p> <p>b. Derigs supplies and equipment.</p> <p>c. Records shortages.</p> <p>d. Identifies damaged items.</p> <p>e. Evacuates supplies and equipment.</p> <p>f. Retrieves airdrop rigging equipment.</p> <p>g. Buries or destroys airdrop rigging equipment that cannot be removed.</p> <p>h. Inspects the drop zone or area of operation to make certain no serviceable airdrop equipment is left behind.</p> <p>i. Forwards airdrop equipment to nearest salvage collection point or other location as directed by the S4 section.</p> <p>j. Forwards SITREP to higher HQ staff elements using analog and digital communications or messenger.</p>		

<b>TASK STEPS AND PERFORMANCE MEASURES</b>	<b>GO</b>	<b>NO GO</b>
k. Employs safety procedures IAW TSOP and publications.  l. Employs environmental stewardship protection program procedures.		

<b>TASK PERFORMANCE/EVALUATION SUMMARY BLOCK</b>							
<b>ITERATION</b>	<b>1</b>	<b>2</b>	<b>3</b>	<b>4</b>	<b>5</b>	<b>M</b>	<b>TOTAL</b>
<b>TOTAL TASK STEPS EVALUATED</b>							
<b>TOTAL TASK STEPS "GO"</b>							
<b>TRAINING STATUS "GO/NO GO"</b>							

“\*” indicates a leader task step.

**SUPPORTING INDIVIDUAL TASKS: NONE**

<b>SUPPORTING COLLECTIVE TASKS</b>	
<b>Task Number</b>	<b>Task Title</b>
63-2-4515	Provide Unit Supply Support

**OPFOR TASKS AND STANDARDS: NONE**

**ELEMENT:** Company Headquarters

**TASK:** Provide Unit Supply Support (63-2-4515) (FM 10-27-4, AR 710-2, DA Pamphlet 710-2-1, FM 10-27-2, FM 10-27-3, FM 3-100.4, STP 10-92Y1-SM, STP 10-92Y24-SM-TG)

**ITERATION**      1      2      3      4      5      M      (circle)

**COMMANDER/LEADER ASSESSMENT**                      T      P      U                      (circle)

**CONDITIONS:** Unit HQ is receiving requests for supplies from subordinate elements. The unit has analog and/or digital communications with higher HQ. The higher HQ OPORD, unit TSOP, and higher HQ TSOP are available. Equipment and supplies are arriving through supply channels, but additional supplies are required. Extra small arms and ammunition are stored in the supply area. Supply support is a continuous task that is performed simultaneously with other support and operational tasks. This task is performed under all day or night environmental conditions. The unit is subject to air, NBC, and ground Level I threat forces attack. Some iterations of this task should be performed in MOPP4.

**TASK STANDARDS:** Supplies, weapons, and ammunition requirements established by the TSOP and/or OPORD are on hand or coordinated for use, when needed. At MOPP4, unit supply support is reduced to minimum essential actions.

TASK STEPS AND PERFORMANCE MEASURES	GO	NO GO
<p>*1. Commander directs unit supply operations.</p> <p style="padding-left: 40px;">a. Inspects supply records and status to ensure compliance with supply regulations, directives, and TSOP.</p> <p style="padding-left: 40px;">b. Verifies ULLS-S4 input, records, and output for accuracy.</p> <p style="padding-left: 40px;">c. Directs inventories of supplies and equipment to calculate assets on hand by using ULLS-S4-generated hand receipts and component of end item listings.</p> <p>NOTE: The commander prepares for inventories by having the supply sergeant access unit hand receipts and component listings from the ULLS-S4 main menu and printing out required reports.</p> <p style="padding-left: 40px;">d. Updates the ULLS-S4 database using the annotated worksheets.</p> <p style="padding-left: 40px;">e. Inspects unit equipment, weapons, and ammunition storage areas for compliance with supply regulations, directives, and TSOP.</p>		

TASK STEPS AND PERFORMANCE MEASURES	GO	NO GO
<p>f. Directs issue of supplies and equipment IAW higher HQ guidance and/or TSOP sustainment controls.</p> <p>g. Forwards routine supply, weapons, and small arms ammunition requirements to higher HQ S4 section by inputting requests into ULLS-S4 and forwarding request data disks to the S4 section.</p> <p>h. Forwards emergency supply requests to the higher HQ S4 section, using analog and/or digital communications and follow up with a supply request through ULLS-S4.</p> <p>i. Anticipates supply needs and requirements of the unit.</p> <p>*2. Supply Sergeant supervises unit supply activities.</p> <p>a. Verifies supply due-in status from the ULLS-S4 document register.</p> <p>NOTE: The supply sergeant updates the ULLS-S4 document register regularly with status disks received from the SSA. The supply sergeant accesses the document register from the ULLS-S4 main menu to check statuses.</p> <p>b. Conducts inventories to calculate assets on hand using ULLS-S4 generated hand receipts and components of end-items listings.</p> <p>c. Develops supply storage plans.</p> <p>d. Monitors supply transactions to ensure compliance with established supply procedures.</p> <p>e. Supervises control of weapons and ammunition.</p> <p>f. Prepares input to Material Condition Status Reports maintained by the maintenance personnel by annotation of the ULLS-G generated equipment status sheets.</p> <p>g. Enforces safety procedures IAW TSOP and applicable publications.</p> <p>h. Enforces environmental stewardship protection program procedures.</p>		



TASK STEPS AND PERFORMANCE MEASURES	GO	NO GO
<p>3. Unit HQ requests additional supplies.</p> <ul style="list-style-type: none"> <li>a. Collects requirements from elements using analog and/or digital communications or messenger.</li> <li>b. Calculates resupply requirements.</li> <li>c. Records requests on the ULLS-S4 document register.</li> <li>d. Forwards resupply request to higher HQ S4 section using analog and/or digital communications.</li> </ul> <p>4. Supply personnel receive supplies.</p> <ul style="list-style-type: none"> <li>a. Compare supply quantities and stock numbers requisitioned against quantities and stock numbers received.</li> <li>b. Update the ULLS-S4 document register with quantities and date received, as well as any new status on partial shipments.</li> </ul> <p>NOTE: Update document register by accessing it from the ULLS-S4 main menu and changing appropriate data fields.</p> <ul style="list-style-type: none"> <li>c. Forward supplies to requesting element.</li> </ul>		

TASK PERFORMANCE/EVALUATION SUMMARY BLOCK							
ITERATION	1	2	3	4	5	M	TOTAL
TOTAL TASK STEPS EVALUATED							
TOTAL TASK STEPS "GO"							
TRAINING STATUS "GO/NO GO"							

“\*” indicates a leader task step.

**SUPPORTING INDIVIDUAL TASKS: NONE**

**SUPPORTING COLLECTIVE TASKS: NONE**

**OPFOR TASKS AND STANDARDS: NONE**



TASK STEPS AND PERFORMANCE MEASURES	GO	NO GO
<p>g. Request required protective equipment from unit supply.</p> <p>h. Brief landing zone officer or NCO on tactical situation, size of operation, preparation and clearance of LZ, protective equipment, and safety precautions.</p> <p>*2. Ground crew(s) perform LZ preparation activities.</p> <p>a. Establish security of the LZ.</p> <p>b. Remove all obstructions from LZ.</p> <p>c. Mark all unremovable obstructions.</p> <p>d. Clear all loose debris from the LZ.</p> <p>e. Set up all required visual markers.</p> <p>f. Position vehicles and other equipment out of the LZ.</p> <p>g. Rehearse hand or arm and other visual signals.</p> <p>3. LZ officer/NCO supervise external sling load resupply operations.</p> <p>a. Identify wind direction and speed.</p> <p>b. Transmit wind direction and speed to incoming aircraft, as requested using radio systems.</p> <p>c. Identify aircraft approach direction.</p> <p>d. Prepare LZ emergency security and reaction plan.</p> <p>e. Identify ground crew(s) rendezvous or rally point(s).</p> <p>f. Secure all required LZ marking and personnel protection equipment.</p> <p>g. Organize ground crew team(s).</p> <p>h. Brief ground crew team(s) on tactical situation, size of operation, preparation, and clearance of LZ, emergency procedures, protective equipment, and safety precautions.</p>		

TASK STEPS AND PERFORMANCE MEASURES	GO	NO GO
<p>i. Assign individual team members duties.</p> <p>j. Supervise derigging operations.</p> <p>k. Supervise loading of supplies and/or equipment on vehicles.</p> <p>l. Supervise LZ clearance activities.</p> <p>m. Enforce safety procedures IAW TSOP and applicable publications.</p> <p>n. Enforce environmental stewardship protection program procedures.</p> <p>4. Ground crew(s) derig external sling load supplies or equipment.</p> <p>a. Wear hearing and eye protection.</p> <p>b. Employ visual signals to guide helicopter to derigging point.</p> <p>c. Ground static discharge probe to cargo hook.</p> <p>d. Release load from helicopter.</p> <p>e. Provide "affirmative" signal to pilot for lift-off when load is unhooked and clear of helicopter.</p> <p>f. Employ safety procedures IAW TSOP and publications.</p> <p>g. Employ environmental stewardship protection program procedures.</p> <p>5. Ground crew(s) prepare slings and/or nets for air transport retrograde.</p> <p>a. Remove cargo sling and/or nets from supplies or equipment.</p> <p>b. Secure all slings and/or nets in a cargo net.</p> <p>c. Employ proper hand signals to guide helicopter into position.</p> <p>d. Ground static discharge probe to net rings.</p> <p>e. Connect sling equipment to helicopter cargo hook.</p>		

<b>TASK STEPS AND PERFORMANCE MEASURES</b>	<b>GO</b>	<b>NO GO</b>
f. Employ safety procedures IAW TSOP and publications.  g. Employ environmental stewardship protection program procedures.  6. Ground Crew(s) and Vehicle Operator(s) clear LZ.  a. Load all supplies or equipment on vehicle(s).  b. Load all slings and/or nets on vehicle(s).  c. Remove all loose debris from LZ.  d. Employ safety procedures IAW TSOP and publications.  e. Employ environmental stewardship protection program procedures.		

<b>TASK PERFORMANCE/EVALUATION SUMMARY BLOCK</b>							
ITERATION	1	2	3	4	5	M	TOTAL
TOTAL TASK STEPS EVALUATED							
TOTAL TASK STEPS "GO"							
TRAINING STATUS "GO/NO GO"							

“\*” indicates a leader task step.

<b>SUPPORTING INDIVIDUAL TASKS</b>	
<b>Task Number</b>	<b>Task Title</b>
551-716-3501	Supervise Helicopter External Sling Load Operations

<b>SUPPORTING COLLECTIVE TASKS</b>	
<b>Task Number</b>	<b>Task Title</b>
63-2-4515	Provide Unit Supply Support

## OPFOR TASKS AND STANDARDS

### TASK: GATHER INTELLIGENCE (63-OPFOR-1008)

CONDITION: Small OPFOR elements, operating in the rear area, are planning attacks on enemy bases. Information is needed to complete plans.

STANDARD: 1. Identify all PIR and other intelligence requirements. 2. Pass through any outpost, defensive wire, or warning devices undetected. 3. Move to an OP that offers cover and concealment and is close enough to gather PIR and other intelligence requirements. 4. Gather all PIR and other intelligence requirements. 5. Withdraw from area undetected. 6. Report all information to OPFOR HQ.

### TASK: CONDUCT SNIPER OPERATIONS (63-OPFOR-1005)

CONDITION: OPFOR has assigned snipers, regular and/or irregular elements, in the enemy rear area along MSR and near support sites.

STANDARD: 1. Set up well-concealed location(s). 2. Engage vehicle drivers or personnel on foot with short bursts of semi-automatic fire. 3. Kill or wound selected target. 4. Prevent position from being discovered by enemy forces. 5. Evacuate the area without being spotted. 6. Report all specified PIR and other intelligence requirements to OPFOR HQ.

**ELEMENTS:** Company Headquarters  
Storage and Issue Section  
Machinery Repair Section

**TASK:** Perform Unit-Level Maintenance (63-2-4552) (FM 4-30.3, AR 220-1, AR 750-1, DA Pamphlet 385-1, DA Pamphlet 738-750, DA Pamphlet 750-1, FM 100-14, FM 3-100.4)

<b>ITERATION</b>	1	2	3	4	5	M	(circle)
<b>COMMANDER/LEADER ASSESSMENT</b>				T	P	U	(circle)

**CONDITIONS:** Maintenance areas have been established and unit maintenance personnel are receiving requests to repair or recover inoperative equipment. The unit has digital and analog communications with higher HQ and tactical operations are underway. All required maintenance equipment, tools, and personnel are available. The unit TSOP is on hand. Operators are performing PMCS. Requests for recovery support are being received. Some recovery operations must be performed under fire with injured operators still on board. Unit maintenance is a continuous task, performed simultaneously with other internal support and operational tasks. This task is performed under all day and night environmental conditions. The unit is subject to air, NBC, and ground Level I threat forces attack. Some iterations of this task should be performed in MOPP4.

**TASK STANDARDS:** Maintain and recover unit and supported unit equipment according to the appropriate TMs and TSOP. At MOPP4, performance degradation factors increase completion times of maintenance activities.

<b>TASK STEPS AND PERFORMANCE MEASURES</b>	<b>GO</b>	<b>NO GO</b>
<p>*1. Unit Maintenance Officer directs maintenance program.</p> <ul style="list-style-type: none"> <li>a. Monitors the company and supported unit maintenance program for compliance with the TSOP and commander's guidance.</li> <li>b. Directs proper use of ULLS-G in support of maintenance functions and activities.</li> <li>c. Identifies unit and supported unit operational readiness levels by inspecting vehicles and equipment status reports.</li> <li>d. Identifies current or anticipated maintenance problems through review and analysis of current reports and historical data.</li> <li>e. Coordinates resolution of maintenance problems with battalion S4.</li> <li>f. Directs controlled exchange, IAW command guidance, when required repair parts are not available.</li> <li>g. Approves repairs using BDAR procedures.</li> </ul>		

TASK STEPS AND PERFORMANCE MEASURES	GO	NO GO
<p>h. Prepares materiel condition status reports for input into ULLS-G system.</p> <p>i. Enforces safety procedures IAW TSOP and publications.</p> <p>j. Enforces environmental stewardship protection program procedures.</p> <p>*2. Platoon sergeants and leaders supervise operator's maintenance.</p> <p>a. Supervise performance of PMCS.</p> <p>b. Monitor repair parts supply processes in order to better forecast the availability or nonavailability of equipment.</p> <p>c. Inspect vehicles, weapons, and equipment to ensure compliance with TMs, TSOP, and commander's guidance.</p> <p>d. Coordinate maintenance assistance with maintenance personnel.</p> <p>e. Maintain current maintenance status of all vehicles, weapons, and equipment.</p> <p>f. Provide input for materiel condition status reports.</p> <p>g. Enforce safety procedures IAW TSOP and publications.</p> <p>h. Enforce environmental stewardship protection program procedures.</p> <p>3. Company personnel perform operator's maintenance.</p> <p>a. Perform PMCS on all vehicles and equipment according to the appropriate TM specifications.</p> <p>b. Notify supervisor of maintenance problems beyond operator's capabilities.</p> <p>c. Assist maintenance personnel with repairs and services.</p> <p>d. Request approval for BDAR from commander through appropriate NCO support channels and chain of command.</p> <p>e. Perform BDAR IAW FM 9-43-2.</p> <p>f. Employ safety procedures IAW TSOP and publications.</p>		



TASK STEPS AND PERFORMANCE MEASURES	GO	NO GO
<p>g. Employ environmental stewardship protection program procedures.</p> <p>*4. Senior Maintenance Supervisor supervises maintenance section.</p> <p>a. Verifies ULLS-G system operability and operator competency.</p> <p>b. Organizes unit maintenance personnel for an efficient workflow.</p> <p>c. Requests approval for BDAR from appropriate commander.</p> <p>d. Supervises BDAR procedures IAW TSOP and FM 9-43-2.</p> <p>e. Supervises TAMMS, PLL procedures for company and supported unit.</p> <p>f. Supervises recovery operations for company and supported unit.</p> <p>g. Coordinates maintenance status with company and supported unit platoon sergeants and 1SGs.</p> <p>h. Requests controlled exchange approval from appropriate commander.</p> <p>i. Provides unit maintenance status to company and supported unit commanders.</p> <p>j. Enforces environmental stewardship protection program procedures.</p> <p>k. Enforces safety procedures IAW TSOP and publications.</p> <p>5. Maintenance personnel repair organic and supported unit equipment.</p> <p>a. Verify fault diagnosis/category of maintenance.</p> <p>b. Request required repair parts.</p> <p>c. Repair equipment according to the applicable level TM specifications.</p> <p>d. Record completed work on appropriate document(s).</p> <p>e. Perform final inspection of completed work.</p>		

TASK STEPS AND PERFORMANCE MEASURES	GO	NO GO
<p>f. Notify supervisor upon completion of repairs.</p> <p>g. Employ environmental stewardship protection program procedures.</p> <p>h. Employ safety procedures IAW TSOP and publications.</p> <p>6. Maintenance personnel conduct transactions with support maintenance organization.</p> <p>a. Identify category of maintenance.</p> <p>b. Correct all unit-level maintenance deficiencies.</p> <p>c. Prepare required documentation according to the TM and TSOP.</p> <p>d. Evacuate equipment to supporting maintenance facilities.</p> <p>e. Pick up equipment upon completion of repairs.</p> <p>f. Employ safety procedures IAW TSOP and publications.</p> <p>g. Employ environmental stewardship protection program procedures.</p> <p>7. Maintenance personnel react to battle damaged vehicle(s) (recoverable).</p> <p>a. Request direct and/or indirect supporting fire, if required.</p> <p>b. Move on a concealed route to the disabled vehicle(s).</p> <p>c. Treat casualties according to the current treatment procedures.</p> <p>d. Remove casualties from the vehicle without causing further injuries.</p> <p>e. Request medical assistance, if required.</p> <p>f. Evacuate casualties according to medical evacuation procedures.</p> <p>g. Tow the vehicle to a concealed location, if required.</p> <p>h. Perform BDAR IAW FM 9-43-2.</p>		

TASK STEPS AND PERFORMANCE MEASURES	GO	NO GO
<p>i. Repair vehicle if possible.</p> <p>j. Evacuate nonrepairable vehicle(s) to unit maintenance collection point(s).</p> <p>k. Employ safety procedures IAW TSOP and FM 9-43-2.</p> <p>l. Employ environmental stewardship protection program procedures.</p> <p>8. Maintenance personnel react to battle-damaged vehicle(s) (unrecoverable).</p> <p>a. Request direct and/or indirect supporting fire if required.</p> <p>b. Move on a concealed route to disabled vehicle(s).</p> <p>c. Treat casualties according to the current treatment procedures.</p> <p>d. Remove casualties from the vehicle(s).</p> <p>e. Request medical assistance if required.</p> <p>f. Evacuate casualties according to the medical evacuation procedures.</p> <p>g. Perform BDAR IAW FM 9-43-2.</p> <p>h. Request disposition of unrecoverable vehicle(s) from appropriate commander.</p> <p>i. Conduct salvage operations as directed by the appropriate commander or maintenance supervisor.</p> <p>j. Prepare vehicle(s) for destruction.</p> <p>k. Destroy vehicle(s) on order from the appropriate commander or designated representative.</p> <p>l. Employ safety procedures IAW TSOP and publications.</p> <p>m. Employ environmental stewardship protection program procedures.</p>		

TASK STEPS AND PERFORMANCE MEASURES	GO	NO GO
<p>9. Maintenance personnel perform maintenance administrative and support functions.</p> <ul style="list-style-type: none"> <li>a. Maintain company and supported unit's PLL.</li> <li>b. Request repair parts for the company and supported unit's organizational equipment.</li> <li>c. Control unserviceable repairable items.</li> <li>d. Maintain separate document register(s) for each company according to applicable directives.</li> <li>e. Maintain separate maintenance control records for the company and supported unit.</li> <li>f. Operate ULLS-G computer according to the appropriate ETM.</li> <li>g. Maintain publications, tools, and equipment.</li> <li>h. Maintain power generators.</li> <li>i. Employ safety procedures IAW TSOP and publications.</li> <li>j. Employ environmental stewardship protection program procedures.</li> </ul>		

TASK PERFORMANCE/EVALUATION SUMMARY BLOCK							
ITERATION	1	2	3	4	5	M	TOTAL
TOTAL TASK STEPS EVALUATED							
TOTAL TASK STEPS "GO"							
TRAINING STATUS "GO/NO GO"							

“\*” indicates a leader task step.

SUPPORTING INDIVIDUAL TASKS		
Task Number	Task Title	References
551-721-1352	Perform Vehicle Preventive Maintenance Checks and Services (PMCS)	STP 21-1-SMCT

**SUPPORTING COLLECTIVE TASKS: NONE**

**OPFOR TASKS AND STANDARDS: NONE**

**ELEMENT:** Company Headquarters

**TASK:** Provide Production and Quality Control (55-2-1500) (DA Pamphlet 738-750, FM 3-4, FM 3-5, STP 55-88K14-SM-TG, STP 55-88L24-SM-TG)

**ITERATION**                                  1        2        3        4        5        M        (circle)

**COMMANDER/LEADER ASSESSMENT**                                  T        P        U        (circle)

**CONDITIONS:** The unit is providing DS or GS maintenance and repair parts supply in support of tactical operations from its established field or MOUT location. The commander has established an inspection section element, collocated with MCS staffed with technical inspectors from repair platoons. The unit's internal and external SOPs and TSOP are available. The external maintenance SOP has been distributed IAW distribution list. The TAMMC has established repair time guidelines and the amount of backlog to be held by the unit. All required technical publications are available. This task is performed under all day or night environmental conditions. The unit is subject to NBC, air, and Level I ground attack. Field expedient and natural shelters are available. Some iterations of this task should be performed in MOPP4.

**TASK STANDARDS:** All repair section workloads are at or near their capacity, and the overall backlog is maintained at or below the level established by the TAMMC. At MOPP level 4, performance degradation factors increase time required to perform maintenance control functions.

TASK STEPS AND PERFORMANCE MEASURES	GO	NO GO
<p>*1. MCO or NCOIC supervises operations of the MCS.</p> <ul style="list-style-type: none"> <li>a. Directs internal shop supply operations to ensure repair parts are on hand or on order for all job orders.</li> <li>b. Directs production control operations to ensure efficient work flow.</li> <li>c. Coordinates with accountable officer section for production quotas.</li> <li>d. Coordinates with accountable officer for HN support.</li> <li>e. Coordinates with accountable officer on status of repair workload.</li> <li>f. Forwards status reports to the accountable officer IAW the TSOP.</li> <li>g. Supervises quality assurance and quality control.</li> <li>h. Coordinates with supply section to ensure smooth parts flow.</li> <li>i. Provides daily personnel and equipment status reports to the unit.</li> </ul>		

TASK STEPS AND PERFORMANCE MEASURES	GO	NO GO
<p>j. Enforces safety procedures.</p> <p>*2. MCO and NCOIC supervise maintenance repair platoons.</p> <p>a. Inspect platoon operations to ensure repairs are done based on job priority.</p> <p>b. Verify job status information provided by repair platoons for timeliness and accuracy.</p> <p>c. Direct cross-leveling of repair assets as priorities change.</p> <p>d. Identify actions that accelerate work flow process IAW internal maintenance SOP.</p> <p>e. Implement actions that accelerate work flow process IAW internal maintenance SOP.</p> <p>f. Enforce safety procedures.</p> <p>3. MCS implements production control procedures.</p> <p>a. Assigns job order number for each request received.</p> <p>b. Coordinates initial inspection with the inspection element.</p> <p>c. Establishes maintenance repair priorities to ensure highest priority jobs are completed first.</p> <p>d. Assigns maintenance requests to appropriate work sections.</p> <p>e. Monitors current status of work requests throughout work flow process to maximize shop operations.</p> <p>f. Maintains current work request status.</p> <p>g. Manages repair resources to ensure resources are on hand when needed.</p> <p>h. Coordinates with accountable officer for evacuation of equipment if backlog levels or repair time guidelines established by the TAMMC are exceeded or if guidelines of internal SOP or TSOP are exceeded.</p> <p>i. Monitors the quality control program for compliance with the internal SOP.</p>		

TASK STEPS AND PERFORMANCE MEASURES	GO	NO GO
<p>j. Enforces safety procedures.</p> <p>*4. MCO and NCOIC supervise maintenance repair platoons.</p> <p>a. Inspect platoon operations to ensure repairs are done based on job priority.</p> <p>b. Verify job status information provided by repair platoons for timeliness and accuracy.</p> <p>c. Direct cross-leveling of repair assets as priorities change.</p> <p>d. Identify actions that accelerate work flow process IAW internal maintenance SOP.</p> <p>e. Implement actions that accelerate work flow process IAW internal maintenance SOP.</p> <p>f. Enforce safety procedures.</p> <p>NOTE: Ensure all federal, state, and local provisions are adhered to when handling, storing, or disposing of hazardous materials, substances, or waste.</p>		

TASK PERFORMANCE/EVALUATION SUMMARY BLOCK							
ITERATION	1	2	3	4	5	M	TOTAL
TOTAL TASK STEPS EVALUATED							
TOTAL TASK STEPS "GO"							
TRAINING STATUS "GO/NO GO"							

“\*” indicates a leader task step.

SUPPORTING INDIVIDUAL TASKS	
Task Number	Task Title
031-503-1004	Protect Yourself From Chemical and Biological Injury/Contamination Using Your M17-Series Protective Mask With Hood
551-746-3527	Perform Maintenance Administration Duties

**SUPPORTING COLLECTIVE TASKS: NONE**

**OPFOR TASKS AND STANDARDS: NONE**





TASK STEPS AND PERFORMANCE MEASURES	GO	NO GO
<p>g. Supervises packaging and preservation operations.</p> <p>h. Enforces safety procedures.</p> <p>2. Supply section receives repair parts.</p> <p>    a. Verifies actual quantities received against receipt documents to ensure quantity shipped arrived at the section.</p> <p>    b. Inspects items for damage.</p> <p>    c. Forwards ROD to MMC and SSA.</p> <p>    d. Separates items received due to incorrect routing for return to the supply system.</p> <p>    e. Separates items received for stockage from those received for issue to MCS.</p> <p>    f. Identifies stockage locations for replenishment items or bin locations for job order requests.</p> <p>    g. Maintains documentation IAW the internal maintenance SOP.</p> <p>    h. Employs safety procedures.</p> <p>3. Supply section stores repair parts.</p> <p>    a. Checks item(s) received against due-outs to ensure correct item(s) are received.</p> <p>    b. Places repair parts in correct storage location.</p> <p>    c. Maintains documentation IAW the internal maintenance SOP.</p> <p>    d. Safeguards repair from pilferage and environmental conditions.</p> <p>    e. Performs location surveys and inventories as directed to verify accuracy of locator files.</p> <p>    f. Employs safety procedures.</p>		

TASK STEPS AND PERFORMANCE MEASURES	GO	NO GO
<p>4. Supply section issues repair parts.</p> <ul style="list-style-type: none"> <li>a. Identifies location of requested item.</li> <li>b. Selects the correct item and quantity from the storage location.</li> <li>c. Notifies the MCS that the parts are available.</li> <li>d. Issues parts to MCS.</li> <li>e. Forwards reconciliation report to the MCS.</li> <li>f. Employs safety procedures.</li> </ul> <p>5. Supply prepares parts for shipment.</p> <ul style="list-style-type: none"> <li>a. Preserves repaired items for shipment.</li> <li>b. Crates repaired items for shipment.</li> <li>c. Seals repaired items for shipment.</li> <li>d. Labels repaired items for shipment.</li> <li>e. Disposes of hazardous materiel IAW TSOP and HAZMAT instructions.</li> <li>f. Employs safety procedures.</li> </ul> <p>NOTE: Adhere to all federal, state, and local provisions when handling, storing, or disposing of hazardous materials, substances, or waste.</p>		

TASK PERFORMANCE/EVALUATION SUMMARY BLOCK							
ITERATION	1	2	3	4	5	M	TOTAL
TOTAL TASK STEPS EVALUATED							
TOTAL TASK STEPS "GO"							
TRAINING STATUS "GO/NO GO"							

“\*” indicates a leader task step.

<b>SUPPORTING INDIVIDUAL TASKS</b>	
<b>Task Number</b>	<b>Task Title</b>
031-503-1004	Protect Yourself From Chemical and Biological Injury/Contamination Using Your M17-Series Protective Mask With Hood
031-503-1015	Protect Yourself From NBC Injury/Contamination With Mission-Oriented Protective Posture (MOPP) Gear
551-746-1514	Perform Preventive Maintenance Checks and Services on LARC-LX
551-746-3527	Perform Maintenance Administration Duties
551-746-4518	Perform Maintenance Management
551-749-2528	Perform Preventive Maintenance Checks and Service on Electrical Systems

**SUPPORTING COLLECTIVE TASKS: NONE**

**OPFOR TASKS AND STANDARDS: NONE**

**ELEMENTS:** Electrical Repair Section  
 Hull Repair Platoon Headquarters  
 Hull Repair Section  
 Machinery Repair Section

**TASK:** Conduct Watercraft Support Maintenance Operations (55-2-1502)  
 (DA Pamphlet 738-750, STP 55-88K14-SM-TG, STP 55-88L24-SM-TG)

<b>ITERATION</b>	1	2	3	4	5	M	(circle)
<b>COMMANDER/LEADER ASSESSMENT</b>				T	P	U	(circle)

**CONDITIONS:** The unit is providing DS or GS maintenance in support of the TA supply system from its established field or MOUT location. The higher echelon of maintenance has obtained all parts necessary to repair equipment and has distributed assignments to appropriate sections for repair. Priorities for repair are set by the higher echelon of maintenance SOP, TSOP, and required technical publications available in higher echelon of maintenance. Maintenance control procedures may be manual or automated. The unit receives messages from higher, adjacent, and lower echelons by radio, telephone, and courier. This task is performed under all day or night environmental conditions. The unit is subject to NBC, air, and Level I ground attack. Some iterations of this task should be performed in MOPP4.

**TASK STANDARDS:** Required repairs are accomplished IAW appropriate technical publications standards. Maintenance management and procedures are performed IAW the internal maintenance SOP.

<b>TASK STEPS AND PERFORMANCE MEASURES</b>	<b>GO</b>	<b>NO GO</b>
*1. Section chief supervises shop operations. <ul style="list-style-type: none"> <li>a. Coordinates repair section operations with higher echelon of maintenance to ensure highest priority jobs are completed first.</li> <li>b. Provides technical assistance to the repairer.</li> <li>c. Identifies method of repair to use based on type of equipment to be repaired and facilities available in coordination with higher echelon of maintenance.</li> <li>d. Maintains accountability of tools and test equipment to minimize pilferage.</li> <li>e. Requests approval from higher maintenance activity to perform controlled exchange when required repair parts are not available in the supply system.</li> <li>f. Verifies bench stock replenishment request.</li> </ul>		

TASK STEPS AND PERFORMANCE MEASURES	GO	NO GO
<p>g. Forwards bench stock request replenishment request to higher maintenance activity.</p> <p>h. Enforces safety procedures.</p> <p>*2. Section chief performs internal production control.</p> <p>a. Verifies maintenance request received from higher echelon of maintenance to ensure repair assets are on hand to complete repairs.</p> <p>b. Distributes workload to mechanics IAW higher echelon of maintenance priorities.</p> <p>c. Realigns personnel based on workload.</p> <p>d. Forwards status of equipment being repaired to the higher maintenance activity.</p> <p>3. Repair sections perform repairs on equipment.</p> <p>a. Perform repairs IAW appropriate technical publications.</p> <p>b. Request approval from the section chief to perform controlled exchange, when repair parts are not available in the system.</p> <p>c. Perform controlled exchange, when directed.</p> <p>d. Request bench stock replenishment.</p> <p>e. Employ safety procedures.</p> <p>NOTE: Adhere to all federal, state, and local provisions when handling, storing, or disposing of hazardous materials, substances, or waste.</p>		

TASK PERFORMANCE/EVALUATION SUMMARY BLOCK							
ITERATION	1	2	3	4	5	M	TOTAL
TOTAL TASK STEPS EVALUATED							
TOTAL TASK STEPS "GO"							
TRAINING STATUS "GO/NO GO"							

“\*” indicates a leader task step.

<b>SUPPORTING INDIVIDUAL TASKS</b>	
<b>Task Number</b>	<b>Task Title</b>
031-503-1004	Protect Yourself From Chemical and Biological Injury/Contamination Using Your M17-Series Protective Mask With Hood
031-503-1015	Protect Yourself From NBC Injury/Contamination With Mission-Oriented Protective Posture (MOPP) Gear
551-746-3527	Perform Maintenance Administration Duties
551-746-4518	Perform Maintenance Management
O1-4965.90-0001	Supervise Unit Maintenance Operations

**SUPPORTING COLLECTIVE TASKS: NONE**

**OPFOR TASKS AND STANDARDS: NONE**

**ELEMENTS:** Supply Platoon Headquarters  
Stock Control Section  
Storage and Issue Section  
Shop Supply and RX Section  
Production Control Section  
Quality Control Section  
Shop Platoon Headquarters  
Machinery Repair Section  
Electrical Repair Section  
Hull Repair Platoon Headquarters  
Hull Repair Section  
88 Landing Craft Utility Crew  
Barge Crew  
Company Headquarters

**TASK:** Prepare Vessel for Sea (55-2-1503) (AR 56-9, COMDTINST M16672.2C, FM 55-501, DA Pamphlet 738-750, FM 55-50, STP 55-88K14-SM-TG, STP 55-88L1-SM, STP 55-88L24-SM-TG)

**ITERATION** 1 2 3 4 5 M (circle)

**COMMANDER/LEADER ASSESSMENT** T P U (circle)

**CONDITIONS:** Unit has received request to support higher echelon waterborne operations. Vessels may encounter various weather conditions. Some vessels may already be committed for external transportation requirements. Personnel and equipment may be used in various weather conditions during support operations. Some iterations of this task should be performed in MOPP4.

**TASK STANDARDS:** Prepare vessel(s) for sea IAW appropriate ARs, TMs, FMs, COMDTINST M16672.2C, and vessel SOP.

<b>TASK STEPS AND PERFORMANCE MEASURES</b>	<b>GO</b>	<b>NO GO</b>
1. The unit selects vessel(s) to support waterborne operations.  a. Checks current vessel taskings.  b. Reviews equipment availability report.  c. Identifies which vessel(s) are available to support mission tasking.  d. Forwards tasking to vessel master and coxswain(s).  e. Requests tug support if mission involves vessels that are not self-propelled.		

TASK STEPS AND PERFORMANCE MEASURES	GO	NO GO
<p>*2. The vessel master(s) and coxswain coordinate preparation for vessel to get underway.</p> <ul style="list-style-type: none"> <li>a. Supervise PMCS and presail inspections.</li> <li>b. Request inspection from harbor master's office.</li> <li>c. Supervise the securing of vessel equipment and hatches.</li> <li>d. Request ration support from port steward's office.</li> <li>e. Notify unit operations when vessel is prepared for sea.</li> </ul> <p>3. Crew prepares vessel for sea.</p> <ul style="list-style-type: none"> <li>a. Conducts PMCS and presail inspections.</li> <li>b. Secures all vessel equipment and hatches.</li> <li>c. Stores rations.</li> <li>d. Receives presail inspection and clearance to get vessel underway.</li> </ul> <p>NOTE: Adhere to all federal, state, and local provisions when handling, storing, or disposing of hazardous materials, substances, or waste.</p>		

TASK PERFORMANCE/EVALUATION SUMMARY BLOCK							
ITERATION	1	2	3	4	5	M	TOTAL
TOTAL TASK STEPS EVALUATED							
TOTAL TASK STEPS "GO"							
TRAINING STATUS "GO/NO GO"							

“\*” indicates a leader task step.



<b>SUPPORTING INDIVIDUAL TASKS</b>	
<b>Task Number</b>	<b>Task Title</b>
031-503-1004	Protect Yourself From Chemical and Biological Injury/Contamination Using Your M17-Series Protective Mask With Hood
031-503-1015	Protect Yourself From NBC Injury/Contamination With Mission-Oriented Protective Posture (MOPP) Gear
551-733-4625	Perform Presail Inspections Aboard Vessel
551-736-2603	Perform Preoperations Check on LCM-8
551-746-1506	Perform Preoperational Checks

**SUPPORTING COLLECTIVE TASKS: NONE**

**OPFOR TASKS AND STANDARDS: NONE**

**ELEMENTS:** Quality Control Section  
 Shop Platoon Headquarters  
 Machinery Repair Section  
 Electrical Repair Section  
 Hull Repair Platoon Headquarters  
 Hull Repair Section  
 Production Control Section  
 Company Headquarters

**TASK:** Conduct Marine Hull Salvage Repair Operations (55-2-1505) (FM 55-509, STP 21-1-SMCT)

**ITERATION** 1 2 3 4 5 M (circle)

**COMMANDER/LEADER ASSESSMENT** T P U (circle)

**CONDITIONS:** The unit has been given a mission tasking to provide DS or GS maintenance and repair parts supply in support of tactical operations from its established field or MOUT location. The commander has established an inspection section element, collocated with MCS staffed with technical inspectors from repair platoons. The unit internal and external SOPs and TSOP are available. The external maintenance SOP has been distributed IAW distribution list. The TAMMC has established repair time guidelines and the amount of backlog to be held by the unit. All required technical publications are available. This task is performed under all day or night environmental conditions. The unit is subject to NBC, air and Level I ground attack. Field expedient and natural shelters are available. Some iterations of this task should be performed in MOPP4.

**TASK STANDARDS:** Inspections and repairs are accomplished IAW appropriate technical publications and internal and external SOPs. This task is significantly hindered when performed in a MOPP 4 posture.

TASK STEPS AND PERFORMANCE MEASURES	GO	NO GO
1. Unit operations coordinates marine hull salvage repair. a. Forwards mission tasking to PC or QC section. b. Forwards request for diver support to higher echelon headquarters. *2. MCO or NCOIC processes mission tasking. a. Reviews work request for completeness. b. Logs in maintenance request and assign work order number. c. Forwards work request to hull salvage repair section.		

TASK STEPS AND PERFORMANCE MEASURES	GO	NO GO
<p>*3. Hull salvage OIC or NCOIC processes work request.</p> <ul style="list-style-type: none"> <li>a. Assigns an inspector to inspect equipment to be repaired.</li> <li>b. Prioritizes work request against ongoing taskings.</li> <li>c. Identifies a team to perform needed repairs upon completion of technical inspection.</li> </ul> <p>4. Inspector conducts inspection.</p> <ul style="list-style-type: none"> <li>a. Records in duplicate shortcomings found on DA Form 2404.</li> <li>b. Identifies any lower echelon maintenance required prior to repairs being performed.</li> <li>c. Identifies all bench stock needed to complete repairs.</li> <li>d. Annotates inspection on DA Form 3999-4.</li> <li>e. Forwards one copy of inspection findings to OIC or NCOIC.</li> <li>f. Forwards one copy of inspection to repair team.</li> </ul> <p>5. Repair team conducts repairs.</p> <ul style="list-style-type: none"> <li>a. Fabricates repair part from bench stock, if necessary.</li> <li>b. Conducts confined space and hot work permit, if necessary.</li> <li>c. Prepares area needing repairs.</li> <li>d. Installs replacement items for items to be repaired.</li> <li>e. Annotates corrective action taken on team copy of DA Form 2404.</li> <li>f. Forwards copy of completed DA Form 2404 to section OIC or NCOIC upon completion of repairs.</li> </ul> <p>NOTE: Adhere to all federal, state, and local provisions when handling, storing, or disposing of hazardous materials, substances, or waste.</p>		

<b>TASK PERFORMANCE/EVALUATION SUMMARY BLOCK</b>							
ITERATION	1	2	3	4	5	M	TOTAL
TOTAL TASK STEPS EVALUATED							
TOTAL TASK STEPS "GO"							
TRAINING STATUS "GO/NO GO"							

“\*” indicates a leader task step.

<b>SUPPORTING INDIVIDUAL TASKS</b>	
<b>Task Number</b>	<b>Task Title</b>
031-503-1004	Protect Yourself From Chemical and Biological Injury/Contamination Using Your M17-Series Protective Mask With Hood
031-503-1015	Protect Yourself From NBC Injury/Contamination With Mission-Oriented Protective Posture (MOPP) Gear

**SUPPORTING COLLECTIVE TASKS: NONE**

**OPFOR TASKS AND STANDARDS: NONE**

**ELEMENTS:** Barge Crew  
 Stock Control Section  
 88 Landing Craft Utility Crew

**TASK:** React to Shipboard Emergency Aboard an LCU or an FMS (55-2-1506) (FM 55-501)

**ITERATION**                      1      2      3      4      5      M      (circle)

**COMMANDER/LEADER ASSESSMENT**                      T      P      U      (circle)

**CONDITIONS:** The unit has received a mission tasking from higher echelon headquarters to provide support for higher echelon waterborne operations. During operations your crew may encounter hostile or NBC attack. Your crew may be required to conduct various damage control operations due to vessel or hull damage sustained from weather, grounding of vessel, beaching operations, encounters with underwater or surface mines or obstructions, or other onboard emergencies. Some iterations of this task should be performed in MOPP4.

**TASK STANDARDS:** Comply with procedures IAW FMs, TMs, vessel station bill, and internal, external, and vessel SOPs.

TASK STEPS AND PERFORMANCE MEASURES	GO	NO GO
1. Crew reacts to fire drill. <ul style="list-style-type: none"> <li>a. Alarms for fire sounds.</li> <li>b. Fire teams report to designated location and don fire fighting equipment IAW vessel station bill.</li> <li>c. Engineering section places fire pump on line.</li> <li>d. PE-250 team places PE-250 into operation.</li> <li>e. Fire fighting teams move to fire location and extinguish fire.</li> <li>f. Posts flash watch.</li> <li>g. Sounds alarm to secure from drill.</li> <li>h. Makes entry in vessel log in red ink.</li> </ul> 2. Crew reacts to "Man Overboard" drill. <ul style="list-style-type: none"> <li>a. Hails bridge with notification of a man overboard port or starboard side.</li> <li>b. Raises international Code Flag Oscar to warn other vessels in the area of a man overboard.</li> </ul>		

TASK STEPS AND PERFORMANCE MEASURES	GO	NO GO
<p>c. Maintains visual contact with man overboard.</p> <p>d. Puts vessel's rudder hard over in the direction of the man overboard.</p> <p>e. Stops vessel engines until vessel is clear of man overboard.</p> <p>f. Starts vessel engines and maneuvers vessel into position to retrieve individual.</p> <p>g. Retrieves individual using lifesaving equipment.</p> <p>h. Ensures individual receives medical attention.</p> <p>i. Sounds alarm to secure from drill.</p> <p>j. Makes entry in log in red ink.</p> <p>3. Crew reacts to "Abandon Ship" drill.</p> <p>a. Sounds alarm to abandon ship.</p> <p>b. Assembles at designated location as determined on vessel station bill with required equipment and provisions.</p> <p>c. Dons required safety equipment.</p> <p>d. Launches life rafts, if equipped.</p> <p>e. Prepares to disembark vessel into life raft or water from lowest possible height.</p> <p>f. Sounds alarm to secure from drill.</p> <p>g. Makes entry in log in red ink.</p> <p>NOTE: Step 4 applies to the LCU crew only.</p> <p>4. LCU crew conducts emergency steering procedures.</p> <p>a. Engineering section secures applicable values.</p> <p>b. Connects sound powered phones for communications throughout the vessel.</p>		

TASK STEPS AND PERFORMANCE MEASURES	GO	NO GO
<p>c. Removes emergency steering access cap.</p> <p>d. Installs emergency steering tiller and connects female receptacle with male portion of emergency steering connector.</p> <p>e. Steers vessel on a course directed by vessel master or first mate.</p> <p>f. Secures from drill when vessel steering is operational and secures from drill when signal is sounded.</p> <p>g. Makes entry in log book in red ink.</p> <p>5. Crew reacts to collision drill.</p> <p>a. Collision signal is sounded.</p> <p>b. Musters in designated location.</p> <p>c. Damage control team assesses damage and identifies casualties.</p> <p>d. Damage control team takes actions to repair vessel damage.</p> <p>e. Damage control team prepares casualties for evacuation.</p> <p>f. Crew assists other vessel in evacuation of casualties if necessary.</p> <p>g. Prepares and forwards initial accident report to higher echelon headquarters IAW AR 385-40.</p> <p>h. Sounds signal to secure from drill.</p> <p>i. Makes entry in log in red ink.</p> <p>6. Crew reacts to NBC drill.</p> <p>a. Alarm for NBC attack is sounded.</p> <p>b. Dons protective mask and protective garments.</p> <p>c. Secures all hatches and ventilation covers.</p>		

<b>TASK STEPS AND PERFORMANCE MEASURES</b>	<b>GO</b>	<b>NO GO</b>
d. Remains in MOPP 4 posture until word is received from higher echelon that NBC threat is no longer existent or unmasking procedures are conducted aboard the vessel.  e. Secures when drill signal is sounded.  NOTE: Adhere to all federal, state, and local provisions when handling, storing, or disposing of hazardous materials, substances, or waste.		

<b>TASK PERFORMANCE/EVALUATION SUMMARY BLOCK</b>							
<b>ITERATION</b>	<b>1</b>	<b>2</b>	<b>3</b>	<b>4</b>	<b>5</b>	<b>M</b>	<b>TOTAL</b>
<b>TOTAL TASK STEPS EVALUATED</b>							
<b>TOTAL TASK STEPS "GO"</b>							
<b>TRAINING STATUS "GO/NO GO"</b>							

“\*” indicates a leader task step.

<b>SUPPORTING INDIVIDUAL TASKS</b>	
<b>Task Number</b>	<b>Task Title</b>
031-503-1004	Protect Yourself From Chemical and Biological Injury/Contamination Using Your M17-Series Protective Mask With Hood
031-503-1015	Protect Yourself From NBC Injury/Contamination With Mission-Oriented Protective Posture (MOPP) Gear
551-728-1503	Fight Fires With Mechanical Foam Nozzle
551-728-1504	Fight Fire With CO2 Fire Extinguisher
551-728-1505	Fight Fire With Dry Chemical Fire Extinguisher
551-728-1506	Fight Fire With Water
551-728-1601	Operate an Oxygen Breathing Apparatus (OBA)
551-728-3501	Supervise Fighting Fires On Board Vessels
551-728-3503	Supervise Putting Oxygen Breathing Apparatus (OBA) Into Operation
551-735-1503	Perform Emergency Drills and Procedures
551-735-1504	Perform Rescue Procedures for Man Overboard
551-735-1505	Don Life Jacket
551-735-1506	Enter Water With Life Jacket On
551-735-1507	Launch a Life Raft

**SUPPORTING COLLECTIVE TASKS: NONE**

**OPFOR TASKS AND STANDARDS: NONE**



**ELEMENTS:** Barge Crew  
 Company Headquarters  
 Stock Control Section  
 88 Landing Craft Utility Crew  
 Supply Platoon Headquarters

**TASK:** React to Shipboard Emergency Aboard an LCM (55-2-1507) (FM 55-501)

**ITERATION**                      1      2      3      4      5      M      (circle)

**COMMANDER/LEADER ASSESSMENT**                      T      P      U      (circle)

**CONDITIONS:** The unit has received a mission tasking from higher HQ to provide support for higher echelon waterborne operations. During operations your crew may encounter hostile or NBC attack. Your crew may be required to conduct various damage control operations due to vessel or hull damage sustained from weather, beaching operations, encounters with underwater or surface mines or obstructions, or other onboard emergencies. Some iterations of this task should be performed in MOPP4.

**TASK STANDARDS:** Complies with procedures IAW TMs, FMs, vessel station bill, and internal, external, and vessel SOPs.

<b>TASK STEPS AND PERFORMANCE MEASURES</b>	<b>GO</b>	<b>NO GO</b>
1. Crew reacts to fire drill.  a. Alarm for fire is sounded.  b. Reports to designated location with portable fire fighting equipment IAW vessel station bill.  c. Moves to fire location and extinguishes fire.  d. Flash watch is posted.  e. Alarm to secure from drill is sounded.  f. Entry is made in vessel log in red ink.  2. Crew reacts to "Man Overboard" drill.  a. Wheelhouse is hailed with notification of a man overboard port or starboard side.  b. International Code Flag Oscar is raised to warn other vessels in the area of a man overboard.  c. Maintains visual contact with man overboard.		

TASK STEPS AND PERFORMANCE MEASURES	GO	NO GO
<p>d. Puts vessel's rudder hard over in the direction of the man overboard.</p> <p>e. Stops vessel engines until vessel is clear of man overboard.</p> <p>f. Starts vessel engines.</p> <p>g. Maneuvers vessel into position to retrieve individual.</p> <p>h. Retrieves individual using lifesaving equipment.</p> <p>i. Medical attention is given to individual.</p> <p>j. Alarm to secure from drill is sounded.</p> <p>k. Entry is made in log in red ink.</p> <p>3. Crew reacts to abandon ship drill.</p> <p>a. Alarm to "Abandon Ship" is sounded.</p> <p>b. Assembles at designated location as determined on vessel station bill with equipment and provisions.</p> <p>c. Dons appropriate safety equipment.</p> <p>d. Launches life rafts, if equipped.</p> <p>e. Prepares to disembark vessel into life raft or water from lowest possible height.</p> <p>f. Alarm to secure from drill is sounded.</p> <p>g. Entry is made in log in red ink.</p> <p>4. Crew reacts to collision drill.</p> <p>a. Collision signal is sounded.</p> <p>b. Musters in designated location.</p> <p>c. Damage control team assesses damage.</p> <p>d. Damage control team identifies casualties.</p>		

TASK STEPS AND PERFORMANCE MEASURES	GO	NO GO
<p>e. Damage control team takes actions to repair vessel damage.</p> <p>f. Damage control team prepares casualties for evacuation.</p> <p>g. Assists other vessel in evacuation of casualties, if necessary.</p> <p>h. Prepares initial accident report.</p> <p>i. Forwards to initial accident report to higher echelon headquarters IAW AR 385-40.</p> <p>j. Signal to secure from drill is sounded.</p> <p>k. Entry is made in log in red ink.</p> <p>5. Crew reacts to NBC drill.</p> <p>a. Alarm for NBC attack is sounded.</p> <p>b. Dons protective mask and protective garments.</p> <p>c. Secures all hatches and ventilation covers.</p> <p>d. Remains in MOPP 4 posture until word is received from higher echelon that NBC threat is no longer existent or unmasking procedures are conducted aboard the vessel.</p> <p>e. Secure from drill signal is sounded.</p> <p>NOTE: Adhere all federal, state, and local provisions when handling, storing, or disposing of hazardous materials, substances, or waste.</p>		

TASK PERFORMANCE/EVALUATION SUMMARY BLOCK							
ITERATION	1	2	3	4	5	M	TOTAL
TOTAL TASK STEPS EVALUATED							
TOTAL TASK STEPS "GO"							
TRAINING STATUS "GO/NO GO"							

“\*” indicates a leader task step.

<b>SUPPORTING INDIVIDUAL TASKS</b>	
<b>Task Number</b>	<b>Task Title</b>
031-503-1004	Protect Yourself From Chemical and Biological Injury/Contamination Using Your M17-Series Protective Mask With Hood
031-503-1015	Protect Yourself From NBC Injury/Contamination With Mission-Oriented Protective Posture (MOPP) Gear
551-728-1503	Fight Fires With Mechanical Foam Nozzle
551-728-1504	Fight Fire With CO2 Fire Extinguisher
551-728-1505	Fight Fire With Dry Chemical Fire Extinguisher
551-728-1506	Fight Fire With Water
551-728-1601	Operate an Oxygen Breathing Apparatus (OBA)
551-728-3501	Supervise Fighting Fires On Board Vessels
551-728-3503	Supervise Putting Oxygen Breathing Apparatus (OBA) Into Operation
551-735-1503	Perform Emergency Drills and Procedures
551-735-1504	Perform Rescue Procedures for Man Overboard
551-735-1505	Don Life Jacket

**SUPPORTING COLLECTIVE TASKS: NONE**

**OPFOR TASKS AND STANDARDS: NONE**

**ELEMENTS:** 88 Landing Craft Utility Crew  
Barge Crew  
Stock Control Section  
Company Headquarters

**TASK:** Conduct Vessel Operations (55-2-1508) (FM 55-501, COMDTINST M16672.2C, FM 55-1)

**ITERATION** 1 2 3 4 5 M (circle)

**COMMANDER/LEADER ASSESSMENT** T P U (circle)

**CONDITIONS:** Higher echelon headquarters has set up marine terminal operations. Unit operations have received a tasking that requires the unit to conduct vessel operations in support of higher echelon operations. Vessels may encounter hostile attack or operate in an NBC environment. Some iterations of this task should be performed in MOPP4.

**TASK STANDARDS:** Vessel personnel must comply with navigational rules and procedures IAW COMDTINST M16672.2C and vessel SOP.

<b>TASK STEPS AND PERFORMANCE MEASURES</b>	<b>GO</b>	<b>NO GO</b>
1. Unit operations processes request to support riverine operations.  a. Reviews DA Form 2406 and ongoing tasking list to determine which vessels are available to support mission tasking.  b. Selects vessels to support tasking.  c. Forwards mission tasking to vessels.  2. Crew conducts vessel operations.  a. Prepares vessel for sea.  b. Undocks vessel.  c. Proceeds to operation site.  d. Navigates vessel on desired DR track line.  e. Complies with navigational rules of the road IAW COMDTINST M16672.C.  f. Conducts benching and retracking operations IAW vessel SOP when directed by higher echelon.  g. Anchors.  h. Weighs anchor IAW vessel SOP when directed by higher echelon.		

<b>TASK STEPS AND PERFORMANCE MEASURES</b>	<b>GO</b>	<b>NO GO</b>
i. Assists disabled vessel IAW vessel SOP.  j. Docks vessel IAW with vessel SOP.  k. Undocks vessel IAW with vessel SOP.  NOTE: Adhere to all federal, state, and local provisions when handling, storing, or disposing of hazardous materials, substances, or waste.		

<b>TASK PERFORMANCE/EVALUATION SUMMARY BLOCK</b>							
<b>ITERATION</b>	<b>1</b>	<b>2</b>	<b>3</b>	<b>4</b>	<b>5</b>	<b>M</b>	<b>TOTAL</b>
<b>TOTAL TASK STEPS EVALUATED</b>							
<b>TOTAL TASK STEPS "GO"</b>							
<b>TRAINING STATUS "GO/NO GO"</b>							

“\*” indicates a leader task step.

<b>SUPPORTING INDIVIDUAL TASKS</b>	
<b>Task Number</b>	<b>Task Title</b>
031-503-1004	Protect Yourself From Chemical and Biological Injury/Contamination Using Your M17-Series Protective Mask With Hood
031-503-1006	Protect Yourself From NBC Injury/Contamination When Drinking From Your Canteen While Wearing Your Protective Mask
031-503-1008	Protect Yourself From Chemical and Biological Injury/Contamination While Eliminating Body Waste When Wearing MOPP4
031-503-1012	Protect Yourself From Chemical and Biological Injury/Contamination Using Your M24 or M25-Series Protective Mask With Hood
031-503-1019	React to Chemical or Biological Hazard/Attack
031-503-1025	Protect Yourself From Chemical and Biological Injury/Contamination Using Your M40-Series Protective Mask With Hood
551-734-4601	Dock LCU
551-734-4602	Undock LCU
551-734-4605	Come Alongside Vessel With LCU
551-734-4606	Depart From Alongside Vessel With LCU
551-734-4607	Assist Disabled Vessel

**SUPPORTING COLLECTIVE TASKS: NONE**

**OPFOR TASKS AND STANDARDS: NONE**

**ELEMENTS:** Company Headquarters  
 Shop Platoon Headquarters  
 Hull Repair Platoon Headquarters

**TASK:** Plan Unit Move (63-2-4001) (FM 55-30, FM 100-14, FM 3-100.4, FM 3-4, STP 55-88II-MQS)

**ITERATION** 1 2 3 4 5 M (circle)

**COMMANDER/LEADER ASSESSMENT** T P U (circle)

**CONDITIONS:** The unit receives a warning notice from higher HQ of a tentative relocation and must plan a unit move. More details are received prior to completion of this task. The unit has analog and/or digital communications with higher HQ. The higher HQ OPORD, the unit TSOP, and higher HQ TSOP are available. Higher HQ staff element coordinates external support requirements. Tentative new areas forward and rear have been designated by higher HQ staff element in the contingency plans. Movement can occur in a field or MOUT environment. After movement analysis, the commander assembles key leaders who provide current personnel and equipment status reports. The TSOP with movement readiness levels and current loading plans are available. Higher HQ staff element issues maps with tentative locations. Situation changes may cause the unit to echelon its displacement. Support is required at the old site until the new site is operational. This task is performed under all day and night environmental conditions. The unit is subject to air, NBC, and ground Level I threat forces attack. Some iterations of this task should be performed in MOPP4.

**TASK STANDARDS:** The displacement plan is completed based on movement procedures and policies in the TSOP, warning order, and movement order. At MOPP4, performance degradation factors increase planning completion time.

<b>TASK STEPS AND PERFORMANCE MEASURES</b>	<b>GO</b>	<b>NO GO</b>
*1. Commander conducts analysis of the movement. <ul style="list-style-type: none"> <li>a. Identifies all specified and implied movement tasks in the warning notice.</li> <li>b. Identifies all documented relocation policies and procedures required from the higher HQ TSOP and movement order, and the unit TSOP.</li> <li>c. Lists all essential tasks required to relocate the unit in one or more lifts.</li> </ul>		

TASK STEPS AND PERFORMANCE MEASURES	GO	NO GO
<p>d. Identifies all movement constraints that can be identified by hard copy or digital tactical map or a map reconnaissance of possible routes from old to new site.</p> <p>e. Issues warning notice to all the unit's subordinate elements using analog or digital communications or messenger.</p> <p>f. Applies risk management processes as an integrated feature of task performance.</p> <p>2. Unit HQ coordinates for additional support requirements.</p> <p>a. Coordinates convoy marking equipment, vehicles, and other equipment requirements with higher HQ staff element using analog and/or digital communications.</p> <p>b. Coordinates tactical information and security requirements with higher HQ staff element using analog and/or digital communications or messenger.</p> <p>c. Coordinates CHS requirements with higher HQ staff element using analog and/or digital communications or messenger.</p> <p>3. Unit HQ prepares and briefs the stay-behind party plan.</p> <p>a. Coordinates stay-behind party requirements with higher HQ staff element using analog and/or digital communications.</p> <p>b. Identifies stay-behind party leader and composition based on higher HQ staff element requirements.</p> <p>c. Identifies all operational limitations and security requirements in coordination with higher HQ staff element using analog and/or digital communications.</p> <p>d. Designates assembly area location for stay-behind party that provides cover and concealment and does not interfere with departure of the main body from the area.</p> <p>e. Briefs stay-behind party leader on the commander's intent, operational and security requirements, communications, and site close-down procedures.</p> <p>f. Forwards location(s) of stay-behind facilities to higher HQ staff element using analog and/or digital communications or messenger.</p>		



TASK STEPS AND PERFORMANCE MEASURES	GO	NO GO
<p>*4. Commander and unit leaders prepare a displacement plan.</p> <ul style="list-style-type: none"> <li>a. Calculate unit's operational readiness level by using all vehicle, equipment, and personnel status reports.</li> <li>b. Coordinate repair of inoperable vehicles and equipment and repair time restrictions with the unit's or supporting maintenance element.</li> <li>c. List sequentially all tasks required to relocate the unit.</li> <li>d. List all equipment required to relocate the unit.</li> <li>e. Assign time limitations for the completion of each relocation task.</li> <li>f. Adjust load plans to accommodate current operational readiness levels.</li> <li>g. Designate personnel and equipment for advance/quartering and reconnaissance parties.</li> <li>h. Assign all relocation tasks to specific elements.</li> <li>i. Designate uniform, weapons and equipment requirements for road march.</li> <li>j. Designate the march commander to control unit elements from SP to RP.</li> <li>k. Brief relocation plan to higher HQ staff element.</li> <li>l. Brief all unit personnel on relocation plan.</li> <li>m. Apply risk management processes as an integrated feature of task performance.</li> </ul>		

<b>TASK PERFORMANCE/EVALUATION SUMMARY BLOCK</b>							
ITERATION	1	2	3	4	5	M	TOTAL
TOTAL TASK STEPS EVALUATED							
TOTAL TASK STEPS "GO"							
TRAINING STATUS "GO/NO GO"							

“\*” indicates a leader task step.

<b>SUPPORTING INDIVIDUAL TASKS</b>		
<b>Task Number</b>	<b>Task Title</b>	<b>References</b>
01-7300.75-0500	Plan Convoy Operations	STP 55-88II-MQS

**SUPPORTING COLLECTIVE TASKS: NONE**

**OPFOR TASKS AND STANDARDS: NONE**

**ELEMENTS:** Company Headquarters  
 Supply Platoon Headquarters  
 Shop Platoon Headquarters  
 Hull Repair Platoon Headquarters

**TASK:** Plan Occupation of New Area of Operations (63-2-4007) (FM 101-5, AR 530-1, FM 10-27-1, FM 10-27-2, FM 3-25.26, FM 3-4, FM 55-30)

**ITERATION** 1 2 3 4 5 M (circle)

**COMMANDER/LEADER ASSESSMENT** T P U (circle)

**CONDITIONS:** The unit has received a warning order requiring movement to a new AO. Planning must begin immediately. The unit has analog and/or digital communications with higher HQ. The unit TSOP and higher HQ TSOP are available. The higher HQ OPORD, with annex showing the location and proposed dimensions of the new higher HQ and unit area, is available. Reconnaissance information has been received from the higher HQ reconnaissance party and elements previously located in the general area. Tentative plans are subject to change by the advance/quartermaster party. Field expedient and natural shelters are available. Higher HQ analysis of the AO is available. This task is performed under all day and night environmental conditions. The unit is subject to air, NBC, and ground Level I threat forces attack. Some iterations of this task should be performed in MOPP4.

**TASK STANDARDS:** Occupation plan is completed NLT advance/quartermaster party departure and accommodates all unit activities and equipment IAW higher HQ and unit TSOP. At MOPP4, performance degradation factors increase planning completion time.

<b>TASK STEPS AND PERFORMANCE MEASURES</b>	<b>GO</b>	<b>NO GO</b>
*1. Commander and leaders verify suitability of new area.  a. Verify space requirements for number and types of vehicles, base facilities, and possible augmentations.  b. Verify area's ability to support weight of vehicles, equipment, and supplies in various types of weather using the analysis of the AO.  c. Inspect area for defensibility.  d. Inspect area for adequate cover and concealment.  e. Verify buildings are located near access road and the areas around the buildings are large enough to meet traffic requirement (MOUT).  f. Coordinate area limitations, constraints, and possible resolutions with higher HQ staff element using analog and/or digital communications or messenger.		

TASK STEPS AND PERFORMANCE MEASURES	GO	NO GO
<p>*2. Commander and leaders formulate a tentative unit layout plan.</p> <ul style="list-style-type: none"> <li>a. Identify general location of the unit CP.</li> <li>b. Identify area of all subelements, including tentative defensive boundaries.</li> <li>c. Develop traffic plan that identifies the traffic pattern and dismount point(s).</li> <li>d. Develop hasty security plan that identifies tentative guard posts and crew-served weapon positions.</li> <li>e. Develop communication plan depicting wire, analog, and/or digital communications diagrams for all subelements.</li> <li>f. Provide "runner" instructions until wire communications are operational.</li> <li>g. Coordinate tentative layout plan with higher HQ staff element using analog and/or digital communications or messenger.</li> <li>h. Brief advance/quartering party on details of layout plan with adjustment options.</li> </ul> <p>*3. Commander and leaders plan advance/quartering party activities.</p> <ul style="list-style-type: none"> <li>a. Identify required advance/quartering party tasks from the TSOP.</li> <li>b. Identify advance/quartering party vehicles and personnel constraints as established by higher HQ staff element.</li> <li>c. Identify time limitations for completion of advance/quartering party tasks.</li> <li>d. List essential advance/quartering party tasks.</li> <li>e. List equipment required to perform essential tasks within vehicle constraints.</li> <li>f. Brief advance/quartering party leader on area preparation tasks, available equipment, and possible options due to decreases in personnel or equipment failure.</li> </ul>		

<b>TASK PERFORMANCE/EVALUATION SUMMARY BLOCK</b>							
<b>ITERATION</b>	<b>1</b>	<b>2</b>	<b>3</b>	<b>4</b>	<b>5</b>	<b>M</b>	<b>TOTAL</b>
<b>TOTAL TASK STEPS EVALUATED</b>							
<b>TOTAL TASK STEPS "GO"</b>							
<b>TRAINING STATUS "GO/NO GO"</b>							

“\*” indicates a leader task step.

**SUPPORTING COLLECTIVE TASKS: NONE**

**OPFOR TASKS AND STANDARDS: NONE**

**ELEMENTS:** Company Headquarters  
Supply Platoon Headquarters  
Shop Platoon Headquarters  
Hull Repair Platoon Headquarters

**TASK:** Plan Unit Defense (63-2-4010) (FM 10-27-3, FM 10-27-2, FM 3-4, FM 7-10, STP 21-24-SMCT)

**ITERATION** 1 2 3 4 5 M (circle)

**COMMANDER/LEADER ASSESSMENT** T P U (circle)

**CONDITIONS:** The unit's defensive area of responsibility has been assigned by a higher HQ staff element and defense of the area must be planned. The unit has analog and/or digital communications with higher HQ. The higher HQ OPORD, the unit TSOP, and higher HQ TSOP are available. The unit commander has conducted a mounted or dismounted reconnaissance of the area. Selected personnel have occupied initial security positions. The unit layout plan is finalized. Automatic weapons are positioned on likely avenues of approach. The unit's administrative and operational areas are established simultaneously with its defensive set up. The detail and complexity of the defense is dependent upon the amount of time the unit is to be at this location. Field expedient and natural shelters are available. This task is performed in all day and night environmental conditions. The unit is subject to air, NBC, and all levels of threat forces attacks. Some iterations of this task should be performed in MOPP4.

**TASK STANDARDS:** Defense plan is completed IAW the TSOP and higher HQ guidance and is integrated into the higher HQ defense plan. At MOPP4, performance degradation factors increase unit's planning times.

TASK STEPS AND PERFORMANCE MEASURES	GO	NO GO
*1. Commander and leaders perform terrain analysis of unit's area of responsibility.  a. Maintain situational awareness using analog and/or digital communications.  b. Identify terrain features that provide cover and concealment or other advantages to the threat force.  c. Identify likely avenues of approach for mounted and dismounted forces and threat aircraft.  d. Identify probable dead space(s) in the unit's area.  e. Identify locations of preplanned indirect fire targets and target reference points in coordination with higher HQ staff element using analog and/or digital communications.  f. Identify locations of restrictive fire zones within or in the immediate vicinity of the unit's area of responsibility.		

TASK STEPS AND PERFORMANCE MEASURES	GO	NO GO
<p>*2. Commander and leaders prepare preliminary base fire plan.</p> <ul style="list-style-type: none"> <li>a. List available weapon systems and element to which they are assigned.</li> <li>b. Calculate each element's personnel assets based on the availability of personnel during normal operations.</li> <li>c. Designate subelement boundaries that cover the entire unit area of responsibility based on the normal availability of weapons and personnel.</li> <li>d. List probable engagement areas based on terrain analysis of the area of responsibility and data provided by higher HQ staff element.</li> <li>e. Establish coordination channels with adjacent units to integrate interlocking fires.</li> <li>f. List target areas for each type weapon system in the unit.</li> <li>g. List indirect fire and CAS target reference points.</li> <li>h. Coordinate fire support coordination measures with higher HQ staff element using analog and/or digital communications.</li> </ul> <p>*3. Commander and leaders prepare preliminary mobility and countermobility plan.</p> <ul style="list-style-type: none"> <li>a. List locations of obstacles and types based on desired engagement areas, dead space, and preplanned indirect fire support using analog and/or digital communications.</li> <li>b. Identify available obstacle assets and resources for emplacement.</li> <li>c. Coordinate additional obstacle requirements with higher HQ staff element using analog and/or digital communications or messenger.</li> </ul> <p>*4. Commander and leaders prepare preliminary air defense plan.</p> <ul style="list-style-type: none"> <li>a. Identify applicable air defense policies, procedures, and requirements in higher HQ and unit TSOP.</li> <li>b. List probable air avenues of approach.</li> </ul>		

TASK STEPS AND PERFORMANCE MEASURES	GO	NO GO
<p>c. List current weapon control status as received from higher HQ staff element.</p> <p>d. Identify air defense warning signals.</p> <p>e. Designate locations for air watch positions.</p> <p>*5. Commander prepares reaction force plan.</p> <p>a. Lists base cluster reaction force requirements based on higher HQ TSOP or guidance.</p> <p>b. Lists internal reaction force requirements based on unit TSOP and personnel availability.</p> <p>c. Designates internal reaction force rally point.</p> <p>d. Lists subelements' taskings for external and internal reaction forces requirements.</p> <p>*6. Commander prepares ground early-warning plan.</p> <p>a. Designates location for employment of PEWS based on terrain analysis.</p> <p>b. Designates location(s) for deliberate OPs and LPs.</p> <p>*7. Commander plans sector defense.</p> <p>a. Designates boundaries of subelements based on unit plan.</p> <p>NOTE: Boundaries should be consistent with deployed weapon systems and personnel available to man the perimeter.</p> <p>b. Designates crew-served automatic weapon positions with fields of fire that cover most likely dismounted avenues of approach and afford maximum cover and concealment.</p> <p>c. Designates anti-armor weapon positions, laterally and in depth, that cover most likely mounted avenues of approach and afford maximum cover and concealment.</p> <p>d. Assigns sectors of fire to crew-served weapons where their fires overlap, integrate, and mutually support beyond the point of hand grenade range (35 meters).</p>		



TASK STEPS AND PERFORMANCE MEASURES	GO	NO GO
<p>e. Assigns armor kill zones for anti-armor weapons within the element.</p> <p>f. Assigns grenade launcher positions to cover dead space areas.</p> <p>g. Designates individual weapon positions where fires overlap and provide flank security for automatic weapons.</p> <p>h. Identifies indirect fire and CAS target reference points within the platoon's sector.</p> <p>i. Identifies locations and types of obstacles within the platoon's sector.</p> <p>j. Identifies locations of restrictive fire zones within the platoon's sector.</p> <p>k. Coordinates integration of interlocking fires with adjacent elements on the left and right.</p> <p>*8. Section/squad leaders plan sector defense.</p> <p>a. Identify all primary positions within the section/squad's sector.</p> <p>b. Identify locations of obstacles, target reference points, and restrictive fire zones within the section/squad's defensive sector.</p> <p>c. Select alternate positions for each primary position that covers the same sector of fire as the primary position.</p> <p>d. Select individual alternate positions based on key weapon alternate positions.</p> <p>e. Select alternate positions that provide covered and concealed withdrawal routes.</p> <p>f. Select supplementary positions that are within 200 meters of primary positions and are oriented in a different direction from primary positions.</p>		

<b>TASK STEPS AND PERFORMANCE MEASURES</b>	<b>GO</b>	<b>NO GO</b>
g. Designate sectors of fire for each supplementary position that interlock and provide mutual supporting fire.		
h. Coordinate integration of interlocking fires with adjacent elements using analog and/or digital communications or messenger.		

<b>TASK PERFORMANCE/EVALUATION SUMMARY BLOCK</b>							
<b>ITERATION</b>	<b>1</b>	<b>2</b>	<b>3</b>	<b>4</b>	<b>5</b>	<b>M</b>	<b>TOTAL</b>
TOTAL TASK STEPS EVALUATED							
TOTAL TASK STEPS "GO"							
TRAINING STATUS "GO/NO GO"							

“\*” indicates a leader task step.

<b>SUPPORTING INDIVIDUAL TASKS</b>		
<b>Task Number</b>	<b>Task Title</b>	<b>References</b>
071-331-0820	Analyze Terrain	STP 21-24-SMCT

**OPFOR TASKS AND STANDARDS: NONE**

**ELEMENTS:** Company Headquarters  
 Supply Platoon Headquarters  
 Shop Platoon Headquarters  
 Hull Repair Platoon Headquarters

**TASK:** Plan Area Damage Control Operations (63-2-4014) (FM 100-14, FM 21-10, FM 3-4, FM 3-5, FM 5-103, FM 63-2, FM 63-2-1, STP 21-24-SMCT)

**ITERATION**                                    1     2     3     4     5     M     (circle)

**COMMANDER/LEADER ASSESSMENT**                                    T     P     U     (circle)

**CONDITIONS:** The commander has directed that a plan for area damage control be developed. The unit has analog and/or digital communications with higher HQ. The higher HQ OPORD, the unit TSOP, and higher HQ TSOP are available. The CP, bivouac and operational areas, and perimeter defenses are set up. This plan covers potential damage caused by threat forces or the forces of nature. This task is performed in all day and night environmental conditions. The unit is subject to air, NBC, and all levels of threat forces attacks. Some iterations of this task should be performed in MOPP4.

**TASK STANDARDS:** ADC plan is completed IAW TSOP and OPORD within the time prescribed by higher HQ staff element. At MOPP4, performance degradation factors increase planning completion time.

<b>TASK STEPS AND PERFORMANCE MEASURES</b>	<b>GO</b>	<b>NO GO</b>
1. Unit HQ identifies ADC assets and probable requirements.  a. Identifies static requirements and procedures by reviewing higher HQ TSOP and OPORD.  b. Coordinates ADC requirement changes with the higher HQ staff element using and/or digital communications or messenger.  c. Identifies on-hand equipment required for ADC operations as prescribed by higher HQ TSOP.  d. Identifies personnel available for ADC operations.  e. Requests equipment to fill shortages through higher HQ staff element using analog and/or digital communications or messenger.  f. Coordinates resolution of equipment and personnel shortages with higher HQ staff element using analog and/or digital communications or messenger.  g. Tasks subelements for ADC personnel and vehicles based on higher HQ TSOP, current mission requirements, and personnel availability during normal operations.		

TASK STEPS AND PERFORMANCE MEASURES	GO	NO GO
<p>*2. Element leaders provide support to unit ADC plan.</p> <p>    a. Identify element personnel and equipment to be used for ADC.</p> <p>    b. Forward a list of required personnel and equipment to the unit HQ using analog and/or digital communications or messenger.</p> <p>3. Unit headquarters prepares ADC plan.</p> <p>    a. Organizes light rescue, decontamination, and other teams with equipment as prescribed by the TSOP and OPORD.</p> <p>    b. Identifies ADC priorities of all the CP facilities in coordination with higher HQ staff element.</p> <p>    c. Identifies locations of alternate operational or alert sites in coordination with higher HQ staff element.</p> <p>    d. Provides instructions on hardening support facilities.</p> <p>    e. Forwards ADC plan to the higher HQ for approval using analog and/or digital communications or messenger.</p> <p>    f. Disseminates ADC plan to all subelements upon approval using analog and/or digital communications or messenger.</p>		

TASK PERFORMANCE/EVALUATION SUMMARY BLOCK							
ITERATION	1	2	3	4	5	M	TOTAL
TOTAL TASK STEPS EVALUATED							
TOTAL TASK STEPS "GO"							
TRAINING STATUS "GO/NO GO"							

“\*” indicates a leader task step.

SUPPORTING INDIVIDUAL TASKS		
Task Number	Task Title	References
031-507-3003	Supervise Hasty Decontamination	STP 21-24-SMCT

**SUPPORTING COLLECTIVE TASKS: NONE**

**OPFOR TASKS AND STANDARDS: NONE**

- ELEMENTS:** Company Headquarters  
 Supply Platoon Headquarters  
 Stock Control Section  
 Storage and Issue Section  
 Shop Supply and RX Section  
 Production Control Section  
 Quality Control Section  
 Shop Platoon Headquarters  
 Machinery Repair Section  
 Electrical Repair Section  
 Hull Repair Platoon Headquarters  
 Hull Repair Section  
 88 Landing Craft Utility Crew  
 Barge Crew

**TASK:** Maintain Communications (63-2-4017) (FM 11-32, AR 380-19, AR 530-1, FM 24-16, FM 24-18, FM 24-19, FM 24-22, FM 24-35, FM 24-35-1)

**ITERATION**                      1            2            3            4            5            M            (circle)

**COMMANDER/LEADER ASSESSMENT**    T            P            U            (circle)

**CONDITIONS:** The unit must maintain analog and/or digital communications internally, with higher HQ and with other units on the battlefield. Communications equipment has been set up and the SOI/SSI is available. The higher HQ OPOD, the unit TSOP, and higher HQ TSOP are available. Support operations and unit internal operations are conducted by analog and digital communications, telephone, or messenger. Threat is conducting EW and is capable of locating stations with direction finding equipment. This task is performed under all day and night environmental conditions. The unit is subject to air, NBC, and all levels of threat forces attacks. Some iterations of this task should be performed in MOPP4.

**TASK STANDARDS:** Unit provides uninterrupted 24-hour analog and/or digital communications through one or more external means. At MOPP4, performance degradation factors increase time required to maintain unit communication system.

TASK STEPS AND PERFORMANCE MEASURES	GO	NO GO
1. Unit HQ operates the unit NCS. <ul style="list-style-type: none"> <li>a. Opens analog and/or digital nets IAW current SOI/SSI.</li> <li>b. Challenges all analog and/or digital stations in net as required by the SOI/SSI.</li> <li>c. Controls entry and departure of all stations.</li> <li>d. Monitors the net for operability and connectivity of digital devices.</li> </ul>		

TASK STEPS AND PERFORMANCE MEASURES	GO	NO GO
<p>e. Reports loss and/or operating difficulties of any analog or digital station to the chain of command and higher HQ communications element.</p> <p>f. Enforces station and net restrictions.</p> <p>g. Monitors the net to detect errors in operating procedures.</p> <p>h. Corrects all errors in net operating procedures.</p> <p>i. Enforces station listening silence as prescribed by or commander's directive.</p> <p>j. Lifts radio listening silence as prescribed by OPORD or commander's directive.</p> <p>k. Completes transition to extend range of radio station within 15 minutes, if required.</p> <p>l. Remotes radio station at least one kilometer, if required.</p> <p>m. Directs change to alternate frequency when compromise of primary frequency is suspected.</p> <p>n. Closes net IAW the SOI/SSI.</p> <p>2. Operators transmit and receive messages.</p> <p>a. Process messages by precedence, date/time group, and IAW the TSOP.</p> <p>b. Process incoming messages without errors.</p> <p>c. Forward incoming messages to appropriate element/section.</p> <p>d. Check outgoing messages for completeness and readability.</p> <p>e. Employ approved radiotelephone procedures.</p> <p>f. Transmit messages IAW precedence, correct format, and prescribed text.</p> <p>g. Employ approved codes and brevity lists when transmitting the names of persons, places, and sensitive information.</p>		

TASK STEPS AND PERFORMANCE MEASURES	GO	NO GO
<p>h. Encode all grid coordinates using the current SOI/SSI.</p> <p>i. Decode all grid coordinates using the current SOI/SSI.</p> <p>j. Transmit radio messages for no longer than 20 seconds.</p> <p>k. Employ lowest operational power setting consistent with operations requirements.</p> <p>l. Maintain station log.</p> <p>m. Troubleshoot radio set as necessary and within operator's capability.</p> <p>n. Correct faults (within operator's capability).</p> <p>o. Report uncorrectable faults to higher HQ S6 for resolution.</p> <p>3. Unit operators maintain digital and/or analog communications.</p> <p>a. Maintain digital and/or analog communications between the unit CP and all sub-elements.</p> <p>b. Maintain digital and/or analog communications with higher HQ and all supported unit elements using analog and/or digital communications.</p> <p>c. Notify higher HQ S6 when digital and/or analog communications are partially or completely inoperative.</p> <p>4. Unit personnel maintain land line communications.</p> <p>a. Maintain wire communications between the unit CP and all subelements.</p> <p>b. Maintain a hot loop between the unit CP and sub-elements, if switchboard is not available.</p> <p>c. Establish messenger runners when land communications are inoperative.</p>		

TASK STEPS AND PERFORMANCE MEASURES	GO	NO GO
<p>5. Radio operators implement FM remedial ECCM.</p> <ul style="list-style-type: none"> <li>a. Identify if source of interference is internal or external by disconnecting the radio antenna.</li> <li>b. Continue to operate in an attempt to communicate through the jamming.</li> <li>c. Switch to high power on radio transmitter.</li> <li>d. Advise distant station to switch to high power.</li> <li>e. Relocate radio set (mobile units) to take advantage of terrain features to reduce the effects of jamming.</li> <li>f. Relocate the antenna to take advantage of terrain features to reduce the effects of jamming.</li> <li>g. Submit initial MIJI Feeder Voice Template Report to higher HQ communications branch.</li> <li>h. Reroute message traffic using alternate means of communications, such as relay (through another station), AM, or wire.</li> <li>i. Request (using alternate means) that the net change to a backup frequency.</li> </ul> <p>6. Radio operators implement AM remedial ECCM.</p> <ul style="list-style-type: none"> <li>a. Identify if source of interference is internal or external by disconnecting the radio antenna.</li> <li>b. Continue to operate in an attempt to communicate through the jamming.</li> <li>c. Check for intentional or unintentional interference.</li> <li>d. Check equipment grounding.</li> <li>e. Use radio frequency gain/frequency vernier in an attempt to work through the jamming.</li> </ul>		



TASK STEPS AND PERFORMANCE MEASURES	GO	NO GO
<p>f. Relocate radio set (mobile units) to take advantage of terrain features to reduce the effects of jamming.</p> <p>g. Relocate the antenna to take advantage of terrain features to reduce the effects of jamming.</p> <p>h. Submit initial MIJI Feeder Voice Template Report to assigned or supporting higher HQ communications personnel or element.</p> <p>i. Reroute message traffic using alternate means of communications, such as relay (through another station), FM, or wire.</p> <p>j. Request (using alternate means) that the net change to a backup frequency.</p> <p>7. Unit headquarters maintains generator power.</p> <p>a. Operates generators IAW appropriate TMs.</p> <p>b. Constructs sound barrier and screening system to muffle noise and minimize heat signature.</p> <p>c. Constructs a fuel storage and fire control point for all generators with fire extinguishers as prescribed by the TSOP and commander's guidance.</p> <p>8. Unit personnel employ SIGSEC measures.</p> <p>a. Employ COMSEC measures to deny friendly telecommunication information to the enemy.</p> <p>b. Employ ELSEC measures to protect electromagnetic transmissions, other than communication devices, from threat detection.</p> <p>c. Evaluate TEMPEST controls to identify emanation vulnerabilities and implement countermeasures.</p>		

<b>TASK PERFORMANCE/EVALUATION SUMMARY BLOCK</b>							
ITERATION	1	2	3	4	5	M	TOTAL
TOTAL TASK STEPS EVALUATED							
TOTAL TASK STEPS "GO"							
TRAINING STATUS "GO/NO GO"							

“\*” indicates a leader task step.

**SUPPORTING COLLECTIVE TASKS: NONE**

OPFOR TASKS AND STANDARDS

TASK: CONDUCT ELECTRONIC WARFARE (63-OPFOR-1012)

CONDITION: OPFOR employs a large number of radio detection finding sets, along with ground and airborne communications analysts, to monitor enemy forces for loose communications security practices.

STANDARD: 1. Locate the positions of enemy command, intelligence, and logistics radio nets. 2. Forward locations to OPFOR HQ. 3. Use jamming signals against enemy radio receivers. 4. Monitor enemy radio nets for intelligence information.



TASK STEPS AND PERFORMANCE MEASURES	GO	NO GO
<p>c. Inspects personnel, weapons, MOPP gear, vehicles, and equipment for departure for compliance with TSOP and commander's guidance.</p> <p>d. Dispatches communications element to assembly area for departure.</p> <p>2. Advance/Quartermaster Party establishes wire communications.</p> <p>a. Identifies locations of all subordinate platoons/sections.</p> <p>b. Plans wire and telephone installation.</p> <p>c. Prepares a telephone traffic diagram.</p> <p>d. Installs telephone switchboard.</p> <p>e. Lays wire for communications between switchboard and other platoons/sections.</p> <p>f. Establishes wire communications between HQ and switchboard.</p> <p>3. Company HQ supervises company analog and/or digital communication nets.</p> <p>a. Functions as company net control station.</p> <p>b. Manages communications security for the company.</p> <p>c. Establishes alternate means of communications to include analog and/or digital communications and messenger with higher, lower and adjacent units.</p> <p>d. Ensures unit personnel practice COMSEC/ELSEC procedures.</p>		

TASK STEPS AND PERFORMANCE MEASURES	GO	NO GO
<p>4. Platoon Headquarters supervises platoon analog and/or digital communication nets.</p> <p style="padding-left: 40px;">a. Functions as Platoon net control station.</p> <p style="padding-left: 40px;">b. Manages communications security for the platoon.</p> <p style="padding-left: 40px;">c. Establish alternate means of communications to include analog and/or digital communications and messenger with higher, lower and supported units.</p>		

TASK PERFORMANCE/EVALUATION SUMMARY BLOCK							
ITERATION	1	2	3	4	5	M	TOTAL
TOTAL TASK STEPS EVALUATED							
TOTAL TASK STEPS "GO"							
TRAINING STATUS "GO/NO GO"							

“\*” indicates a leader task step.

**OPFOR TASKS AND STANDARDS: NONE**

**ELEMENTS:** Company Headquarters  
 Supply Platoon Headquarters  
 Stock Control Section  
 Storage and Issue Section  
 Shop Supply and RX Section  
 Production Control Section  
 Quality Control Section  
 Shop Platoon Headquarters  
 Machinery Repair Section  
 Electrical Repair Section  
 Hull Repair Platoon Headquarters  
 Hull Repair Section  
 88 Landing Craft Utility Crew  
 Barge Crew

**TASK:** Plan Unit Mobilization in a Peacetime Environment (63-2-4827) (FM 100-17, AR 220-1, AR 220-10, AR 350-41, AR 710-2, FM 4-30.3)

**ITERATION**                                  1          2          3          4          5          M          (circle)

**COMMANDER/LEADER ASSESSMENT**    T          P          U          (circle)

**CONDITIONS:** The unit is operating in a normal peacetime environment at a normal state of readiness. The unit has a wartime mission with a corresponding OPLAN on file. Unit is conducting its operational mission and METL training. The unit MOBPLAN, movement plan, recall plan, security plan, unit access rosters, and current maps are available. The unit is deploying as part of a higher echelon deployment. Training requirements identified during this task are performed in the task (Perform Predeployment Training Activities). Peacetime deployment planning activities are performed under all day or night environmental conditions, except NBC. This task should not be trained in MOPP4.

**TASK STANDARDS:** MOBPLAN (RC), movement plan, and RSOP are completed IAW governing regulations and higher HQ directions.

NOTE: MOBPLANS are required only for RC units. RC-specific task steps and performance measures are annotated "RC".

<b>TASK STEPS AND PERFORMANCE MEASURES</b>	<b>GO</b>	<b>NO GO</b>
*1. Commander analyzes mission.  a. Identifies tasks in the OPLAN/CONPLAN.  b. Identifies documented deployment policies and procedures from the RSOP MOBPLAN (RC) and movement plan.  c. Updates unit METL to reflect current mission.		

TASK STEPS AND PERFORMANCE MEASURES	GO	NO GO
<p>d. Verifies mission parameters and details with higher HQ.</p> <p>e. Briefs unit leaders on deployment and mission requirements.</p> <p>*2. Commander directs deployment planning.</p> <p>a. Directs Mobilization Officer to update MOBPLAN (RC) based on current mission guidance.</p> <p>b. Directs UMO to update the unit movement plan based on current mission guidance.</p> <p>c. Verifies UMO and alternate UMO are on orders and trained.</p> <p>d. Directs unit leaders to update unit RSOP.</p> <p>e. Directs unit leaders to update unit battle book, to include the unit missions, organization, locations of mobilization station and ports, and extracts from the applicable OPLANs.</p> <p>f. Coordinates mission parameters and details with higher HQ.</p> <p>g. Identifies deployment training requirements.</p> <p>h. Validates MOBPLAN (RC).</p> <p>*3. Mobilization Officer updates MOBPLAN (RC).</p> <p>NOTE: MOBPLAN is updated annually or whenever a change occurs in unit mission or structure.</p> <p>a. Revalidates support agreements.</p> <p>b. Updates annexes.</p> <p>c. Validates unit retrieval plan.</p> <p>*4. UMO updates unit movement plan.</p> <p>NOTE: The unit movement plan is updated annually or whenever a change occurs in unit mission or structure.</p> <p>a. Identifies the administrative, logistics and coordinating requirements for the plan.</p> <p>b. Verifies load plans are current and entered into the AUDEL.</p>		

TASK STEPS AND PERFORMANCE MEASURES	GO	NO GO
<p>c. Updates DEL(s) based on current mission(s).</p> <p>d. Updates air load plan based on current mission(s).</p> <p>e. Prepares movement binders with key data, to include checklists, the current copy of the AUDEL, the DEL, and strip maps.</p> <p>f. Identifies hazardous and sensitive/classified cargo and handling procedures.</p> <p>g. Identifies BBPCT material requirements.</p> <p>h. Coordinates ground movement plan to designated ports with supporting ITO and local authorities, if required.</p> <p>i. Verifies personnel identified for deployment equipment teams, super cargoes and advance parties are deployable.</p> <p>j. Coordinates tactical information and security requirements with the S2/S3 Section.</p> <p>*5. Commander reviews unit readiness status.</p> <p>a. Validates requisitions for all equipment shortages.</p> <p>b. Directs unit supply to conduct an inventory of UBL items.</p> <p>c. Identifies unit training status for deployment mission, to include individual/crew served weapons, NBC, driver certification, special equipment, rail teams, air load/pallet build team, BBPCT team, and HAZMAT handlers.</p> <p>d. Directs unit HQ to coordinate unit SRP with S1 or supporting installation, as appropriate.</p> <p>e. Directs unit to maintain mobilization packet for each soldier IAW directives (RC).</p> <p>f. Directs personnel section to screen members not available for deployment.</p> <p>g. Resolves nondeployable personnel issues.</p> <p>h. Maintains unit liaison with Mobilization Station.</p>		



TASK STEPS AND PERFORMANCE MEASURES	GO	NO GO
<p>i. Directs maintenance section to identify maintenance affecting readiness.</p> <p>j. Initiates action to resolve unit maintenance problems affecting readiness.</p> <p>k. Directs unit Safety Officer to prepare risk assessment of the deployment operation.</p> <p>*6. Unit leaders prepare for mobilization.</p> <p>a. Update section portions of the RSOP and TSOP.</p> <p>b. Update section portions of the unit battle book, to include the unit mission, organization, locations of mobilization station and ports and extracts from the applicable OPLANs.</p> <p>c. Provide input to commander for update of unit METL.</p> <p>7. Unit HQ plans for deployment.</p> <p>a. Identifies rear detachment requirements.</p> <p>b. Plans for property transfer, turnover and control procedures.</p> <p>c. Verifies family support group program has been established and key personnel are available.</p> <p>d. Prepares plan for storing personnel property and POVs.</p> <p>e. Coordinates accreditation of Automated Information Systems (RC).</p> <p>f. Identifies key personnel to be ordered to duty in advance of the unit (RC).</p> <p>g. Coordinates with S1 for all unit personnel to go through SRP.</p> <p>h. Maintains a mobilization packet for each soldier IAW directives (RC).</p> <p>i. Coordinates update of RSOP and TSOP by section.</p> <p>j. Prepares communications plan.</p>		

TASK STEPS AND PERFORMANCE MEASURES	GO	NO GO
k. Identifies force protection measures.  l. Prepares risk assessment of the deployment operation.  8. Unit conducts deployment training. a. Conducts load out test as directed.  b. Trains load teams, such as rail loading teams, packing and crating teams, blocking and bracing teams, aerial/sea port load teams in specific team operations.  c. Conducts mobilization status briefing for all unit personnel (RC).  d. Conducts test of alert notification plan.  e. Conducts HAZMAT training as needed.		

TASK PERFORMANCE/EVALUATION SUMMARY BLOCK							
ITERATION	1	2	3	4	5	M	TOTAL
TOTAL TASK STEPS EVALUATED							
TOTAL TASK STEPS "GO"							
TRAINING STATUS "GO/NO GO"							

“\*” indicates a leader task step.

**SUPPORTING INDIVIDUAL TASKS: NONE**

**SUPPORTING COLLECTIVE TASKS: NONE**

**OPFOR TASKS AND STANDARDS: NONE**

**ELEMENT:** Company Headquarters

**TASK:** Plan Unit Deployment Activities Upon Receipt of a Warning Order (63-2-4828)  
(FM 100-17, AR 220-1, AR 220-10, AR 350-41, AR 710-2, FM 4-30.3,  
TM 55-2200-001-12)

**ITERATION** 1 2 3 4 5 M (circle)

**COMMANDER/LEADER ASSESSMENT** T P U (circle)

**CONDITIONS:** The unit is at a normal state of deployment readiness and receives a warning order to prepare for deployment. The unit must plan unit deployment activities upon receipt of a warning order. The CQ or ISG has notified the commander. The unit has analog and/or digital communications with higher HQ. This task occurs concurrently with the task (Perform Deployment Alert Activities. The movement plan, recall plan, security plan, unit access rosters, and current maps are available. The unit has a trained officer and/or NCO appointed as UMO and alternate UMO. The unit is deploying as part of a higher echelon deployment. Deployment planning activities are performed under all day or night environment conditions, except NBC. This task should not be trained in MOPP4.

**TASK STANDARDS:** Movement plan is completed IAW governing regulations and higher HQ directions.

TASK STEPS AND PERFORMANCE MEASURES	GO	NO GO
*1. Commander analyzes mission. <ul style="list-style-type: none"> <li>a. Identifies tasks in the deployment warning order.</li> <li>b. Identifies documented relocation policies and procedures form the TSOP and movement order.</li> <li>c. Issues warning notice to unit leaders.</li> <li>d. Coordinates mission parameters and details with higher HQ using analog and/or digital communications.</li> <li>e. Briefs unit leaders on deployment and mission requirements.</li> </ul>		
*2. Commander reviews unit readiness status. <ul style="list-style-type: none"> <li>a. Identifies equipment shortages.</li> <li>b. Requests assistance from higher HQ to rectify equipment shortages using analog and/or digital communications.</li> </ul>		

TASK STEPS AND PERFORMANCE MEASURES	GO	NO GO
<p>c. Directs unit supply to conduct an inventory of on-hand UBL items.</p> <p>d. Identifies unit training status for deployment mission, to include for individual/crew served weapons, NBC, driver certification, special equipment, rail teams, air load/pallet build team, BBPCT team, Automated Airlod Planning System, HAZMAT certified personnel, and other automated systems operators.</p> <p>e. Directs unit HQ to coordinate unit SRP with S1 or with supporting installation, as appropriate.</p> <p>f. Directs maintenance section to identify maintenance issues affecting readiness.</p> <p>g. Initiates action to resolve unit maintenance problems affecting readiness.</p> <p>h. Directs unit HQ to review personnel status.</p> <p>i. Initiates action to resolve nondeployable personnel issues.</p> <p>*3. Commander directs deployment planning.</p> <p>a. Directs UMO to update movement plan based on current mission guidance.</p> <p>b. Directs unit leaders to update battle book, to include the unit mission, organization and extracts from the applicable OPLANs.</p> <p>c. Coordinates mission parameters and details with higher HQ using analog and/or digital communications.</p> <p>d. Directs unit Safety Officer to prepare risk assessment of the deployment operation.</p> <p>e. Identifies deployment training requirements.</p> <p>*4. UMO updates unit movement plan.</p> <p>a. Identifies the administrative, logistics and coordinating requirements for the plan based on the current mission.</p> <p>b. Verifies load plans are current and entered into the AUEL.</p>		

TASK STEPS AND PERFORMANCE MEASURES	GO	NO GO
<p>c. Updates DEL based on current mission.</p> <p>d. Updates air load plan based on current mission.</p> <p>e. Updates movement binders with current mission data.</p> <p>f. Identifies hazardous and sensitive cargo to be deployed.</p> <p>g. Verifies hazardous and sensitive/classified cargo handling procedures with installation unit movement coordinator.</p> <p>h. Updates BBPCT materiel requirements.</p> <p>i. Verifies ground movement plan to designated ports is current.</p> <p>NOTE: Performance measure "i" does not apply to the IBCT.</p> <p>j. Verifies personnel listed for deployment equipment teams, supercargoes and advance parties are deployable.</p> <p>NOTE: "Supercargoes" in performance measure does not apply to IBCT.</p> <p>k. Coordinates tactical information and security requirements with the S2/S3 Section using analog and/or digital communications.</p> <p>5. Unit HQ plans for deployment.</p> <p>a. Identifies rear detachment requirements based on current mission.</p> <p>b. Identifies advance party personnel requirements.</p> <p>c. Plans for property transfer, turnover and control procedures.</p> <p>d. Verifies family support group program key personnel are available.</p> <p>e. Verifies unit deployment team personnel are available.</p> <p>f. Requests commander assign additional and/or replacement personnel for deployment teams and advance party.</p> <p>g. Prepares plan for storing personal property and POVs.</p>		

TASK STEPS AND PERFORMANCE MEASURES	GO	NO GO
h. Prepares communications plan.  i. Identifies force protection measures for each step of the deployment process.  j. Identifies required reports to higher HQ during deployment process.  k. Identifies rules of engagement for gaining theater.  l. Performs risk assessment of deployment operation.		

TASK PERFORMANCE/EVALUATION SUMMARY BLOCK							
ITERATION	1	2	3	4	5	M	TOTAL
TOTAL TASK STEPS EVALUATED							
TOTAL TASK STEPS "GO"							
TRAINING STATUS "GO/NO GO"							

“\*” indicates a leader task step.

**SUPPORTING INDIVIDUAL TASKS: NONE**

**SUPPORTING COLLECTIVE TASKS: NONE**

**OPFOR TASKS AND STANDARDS: NONE**

**ELEMENTS:** Company Headquarters  
 Production Control Section

**TASK:** Plan Unit Redeployment (63-2-4829) (FM 100-17, AR 220-1, AR 220-10, AR 710-2, FM 4-30.3, TM 55-2200-001-12)

**ITERATION**                              1      2      3      4      5      M      (circle)

**COMMANDER/LEADER ASSESSMENT**    T      P      U      (circle)

**CONDITIONS:** The unit receives a warning order to deploy to home station. The unit is located in the TAA. Some personnel and administrative actions are initiated in the TAA and completed in the RAA. The unit has analog and digital communications with higher HQ. The unit is redeploying as part of a higher HQ redeployment. The Redeployment Movement Plan is available. The unit has a trained officer or NCO appointed as UMO. Preparation activities for redeployment are performed under all day or night environmental conditions. This task should not be trained in MOPP4.

**TASK STANDARDS:** The Redeployment Movement Plan is completed IAW governing regulations and higher HQ directions. The redeployment OPOD is completed.

TASK STEPS AND PERFORMANCE MEASURES	GO	NO GO
*1. Commander analyzes redeployment mission. <ul style="list-style-type: none"> <li>a. Identifies tasks in the deployment warning order.</li> <li>b. Identifies all documented redeployment policies and procedures from the TSOP, Redeployment Plan, movement order, OPLANs, and OPODs.</li> <li>c. Issues warning notice to unit leaders.</li> <li>d. Coordinates mission parameters and details with higher HQ using analog and/or digital communications.</li> <li>e. Identifies redeployment criteria required for unit validation.</li> <li>f. Verifies unit follow-on mission, if appropriate.</li> <li>g. Briefs unit leaders on redeployment and mission requirements.</li> </ul> *2. Commander reviews unit readiness status. <ul style="list-style-type: none"> <li>a. Identifies equipment shortages.</li> <li>b. Inventories UBL items.</li> </ul>		

TASK STEPS AND PERFORMANCE MEASURES	GO	NO GO
<p>c. Identifies training status of individual/crew-served weapons, NBC, driver certification, special equipment, rail teams, air load/pallet build team, BBPCT team, automated air-land planning system, HAZMAT certified personnel, and other automated system operators.</p> <p>d. Identifies unit maintenance problems.</p> <p>e. Directs unit HQ to review personnel status.</p> <p>f. Requests support to correct readiness deficiencies.</p> <p>*3. Commander directs redeployment planning.</p> <p>a. Directs UMO to update redeployment movement plan based on current mission guidance and timeline from higher HQ.</p> <p>b. Directs unit leaders to update battle book, to include the unit mission, organization, redeployment ports information and extracts from the applicable OPLANs.</p> <p>c. Directs Unit Safety Officer to prepare a risk assessment of the deployment operation.</p> <p>d. Issues redeployment OPORD.</p> <p>*4. UMO updates Redeployment Movement Plan.</p> <p>a. Updates the administrative, logistics, and coordinating requirements for the plan based on current mission.</p> <p>b. Updates Redeployment Movement Plan based on current mission guidance.</p> <p>c. Verifies load plans are current and entered into the AUDEL.</p> <p>d. Updates DEL based on current missions.</p> <p>e. Updates movement binders with mission specific information.</p> <p>f. Identifies hazardous and sensitive/classified handling procedures for each mode of transport and each port.</p> <p>g. Updates BBPCT materiel requirements.</p>		



TASK STEPS AND PERFORMANCE MEASURES	GO	NO GO
<p>h. Verifies status of personnel listed for redeployment equipment teams, supercargoes, and advance parties.</p> <p>i. Coordinates tactical information and security requirements with the support operations section using analog and/or digital communications.</p> <p>5. Unit HQ plans for redeployment.</p> <p>a. Plans steps to meet redeployment validation criteria.</p> <p>b. Identifies force protection measures in the AAs and MAs.</p> <p>c. Incorporates redeployment family reunion requirements into planning timeline.</p> <p>d. Plans media contact for return to home station.</p> <p>e. Initiates planning for welcome home ceremony.</p> <p>f. Identifies requirements and plan for stress control briefings.</p> <p>g. Provides rear detachment with information on redeployment for dissemination to families.</p> <p>h. Performs risk assessment on redeployment operations.</p> <p>i. Coordinates security of sensitive items.</p>		

TASK PERFORMANCE/EVALUATION SUMMARY BLOCK							
ITERATION	1	2	3	4	5	M	TOTAL
TOTAL TASK STEPS EVALUATED							
TOTAL TASK STEPS "GO"							
TRAINING STATUS "GO/NO GO"							

“\*” indicates a leader task step.

**SUPPORTING INDIVIDUAL TASKS: NONE**

**SUPPORTING COLLECTIVE TASKS: NONE**

**OPFOR TASKS AND STANDARDS: NONE**

## CHAPTER 6

### EXTERNAL EVALUATION

**6-1. GENERAL.** An external evaluation is designed to provide the commander and his staff with an evaluation of the unit's ability to perform its critical wartime missions. Feedback from an external evaluation is also used as a key input for the planning and development of future unit training activities. The unit's METL, in conjunction with the T&EOs of this ARTEP MTP (Chapter 5), provides the primary basis and focus for an external evaluation. An external evaluation is usually planned, administered, and evaluated by the unit. The frequency of such evaluations will be prescribed at the discretion of the unit's chain of command.

**6-2. PREPARING THE EVALUATION.** A successful evaluation depends on proper preparation, including planning, coordination, and where applicable, a rehearsal or OC talk-through of the major exercise events. The written evaluation plan must contain the pertinent evaluation details.

a. Preparing the Evaluation Instrument. The sample evaluation scenario for the floating craft maintenance company is provided in Table 6-1.

**Table 6-1. Sample evaluation scenario**

SEQUENCE	EVENTS	MAXIMUM TIME ALLOTTED
1	Administrative preparation	Before start time

#### Part 1

<b>Deploy Unit</b>		
1	Receive and verify warning order	20 min
2	Initiate recall plan	30 min
3	Perform administrative and soldier readiness processing activities	3 hr
4	Inspect unit's vehicles and equipment	3 hr
5	Load vehicles and equipment	3 hr
6	AAR	1 hr
7	Receive movement order	30 min
8	Conduct nontactical road march	1 hr
9	Arrive at APOE/SPOE	10 min
10	Perform embarkation activities	2 hr
11	Arrive at APOD/SPOD	30 min
12	Perform debarkation activities	2 hr
13	Perform staging and marshaling activities	2 hr
14	Conduct theater reception operations	2 hr
15	Coordinate theater integration activities	2 hr

**Table 6-1. Sample evaluation scenario (continued)**

SEQUENCE	EVENTS	MAXIMUM TIME ALLOTTED
----------	--------	--------------------------

**Part 2**

<b>Relocate Unit</b>		
1	AAR	1 hr
2	Receive and verify warning order	10 min
3	Conduct route reconnaissance	2 hr
4	Provide input to S2/3	20 min
5	Plan unit move	30 min
6	Plan occupation of site	30 min
7	Prepare vehicles and equipment	2 hr
8	Organize march elements	2 hr
9	Organize advance/quartering party	15 min
10	Receive movement order	30 min
11	Brief advance/quartering party	5 min
12	Dispatch advance/quartering party	10 min
13	Cross SP	5 min
14	Conduct tactical convoy operations to relocate to new operating site	2 hr
15	Cross RP	5 min
16	AAR	30 min
17	Brief march elements	10 min
18	Dispatch march elements	30 min
19	Cross SP	10 min
20	Conduct tactical convoy operations to relocate to new operating site	2 hr
21	Cross contaminated area	45 min
22	Threat interdiction	40 min
23	Continues convoy	45 min
24	Cross RP	30 min
25	AAR	1 hr

**Part 3**

<b>Establish Area</b>		
1	Perform advance/quartering party activities	4 hrs
2	Establish unit area of operations	6 hrs
3	Organize unit defense	2 hrs
4	AAR	1 hr

**Table 6-1. Sample evaluation scenario (continued)**

SEQUENCE	EVENTS	MAXIMUM TIME ALLOTTED
----------	--------	-----------------------

**Part 4**

<b>Provide Watercraft Maintenance Support</b>		
1	Provide DS and GS maintenance	24 hr
2	AAR	1 hr

**Part 5**

<b>Defend Assigned Area</b>		
1	Defend unit area	15 min
2	Receive alert message	1 hr
3	Occupy fighting positions	1 hr
4	Increase perimeter manning	10 min
5	Assemble reaction force	10 min
6	React to Level I threat	45 min
7	Respond to NBC attack	45 min
8	Perform decontamination and monitoring operations	40 min
9	Receive notification of Level II/III ground attack	45 min
10	Increase defense preparation	10 min
11	Defend against OPFOR attack	30 min
12	Detect threat	4 hr
13	Engage threat	2 hr
14	Request indirect fire or close air support	30 min
15	Disengage threat	30 min
16	Conduct hasty displacement	30 min
17	Handover battle to tactical combat force/MP	10 min
18	Reorganize unit	15 min
19	Conduct ADC	20 min
20	Treat casualties	30 min
21	Evacuate casualties	30 min
22	Perform mortuary affairs operations	1 hr
23	Reconstitute unit	1 hr
24	AAR	2 hr

**Table 6-1. Sample evaluation scenario (continued)**

SEQUENCE	EVENTS	MAXIMUM TIME ALLOTTED
----------	--------	--------------------------

**Part 6**

<b>Redeploy Unit</b>		
1	Receive and verify warning order for redeployment	10 min
2	Perform administrative and SRP activities	30 min
3	Dismantle current operating site	1 hr
4	Inspect vehicles and equipment	10 min
5	Load vehicles and equipment	20 min
6	AAR	20 min
7	Receive movement order	1 hr
8	Conduct nontactical road march	20 min
9	Arrive APOE/SPOE	1 hr
10	Perform staging activities	2 hr
11	Perform embarkation activities	1 hr
12	AAR	1 hr
13	Arrive APOD/SPOD	2 hr
14	Perform debarkation activities	2 hr
15	Perform staging activities	1 hr
16	Receive movement order	20 min
17	Conduct nontactical road march	1 hr
18	Arrive home station	2 hr
19	Conduct home station activities	2 hr
20	Final AAR	3 hr

(1) Identify the missions for evaluating each echelon or element using Table 2-1.  
Record the selected missions in the UPW, Figure 6-1.

	Unit: _____				Date: _____	
No.	Unit Mission/Task	<u>Section</u>	<u>Section</u>	<u>Section</u>	<u>Section</u>	Unit Overall Rating & Remarks
		GO NO GO	GO NO GO	GO NO GO	GO NO GO	
		GO NO GO	GO NO GO	GO NO GO	GO NO GO	
		GO NO GO	GO NO GO	GO NO GO	GO NO GO	
		GO NO GO	GO NO GO	GO NO GO	GO NO GO	
		GO NO GO	GO NO GO	GO NO GO	GO NO GO	
		GO NO GO	GO NO GO	GO NO GO	GO NO GO	
		GO NO GO	GO NO GO	GO NO GO	GO NO GO	
		GO NO GO	GO NO GO	GO NO GO	GO NO GO	
		GO NO GO	GO NO GO	GO NO GO	GO NO GO	
		GO NO GO	GO NO GO	GO NO GO	GO NO GO	
		GO NO GO	GO NO GO	GO NO GO	GO NO GO	
		GO NO GO	GO NO GO	GO NO GO	GO NO GO	
		GO NO GO	GO NO GO	GO NO GO	GO NO GO	
		GO NO GO	GO NO GO	GO NO GO	GO NO GO	
		GO NO GO	GO NO GO	GO NO GO	GO NO GO	
		GO NO GO	GO NO GO	GO NO GO	GO NO GO	
		GO NO GO	GO NO GO	GO NO GO	GO NO GO	
		GO NO GO	GO NO GO	GO NO GO	GO NO GO	
		GO NO GO	GO NO GO	GO NO GO	GO NO GO	
*If more space is required for remarks use the back side of this form						

Figure 6-1. Example unit proficiency worksheet

(2) List each mission on a task summary sheet (Figure 6-2).

<b>TASK SUMMARY SHEET</b>			
<b>TASK TITLES</b>	<b>T&amp;EO NUMBER</b>	<b>EVALUATION</b>	
		<b>GO</b>	<b>NO GO</b>
Observer/Controller's Signature _____ <b>NOTE:</b> A separate task summary sheet will be prepared for each mission evaluated. Observer/Controller's comments may be placed on an enclosure to the task summary sheet.			

**Figure 6-2. Example unit task summary sheet**

(3) Select the task for the evaluation of every mission. List the selection tasks on the task summary sheets, which are used for recording the results of the evaluation.

(4) Compile the selected missions and tasks in the order they logically occur in the detailed scenario. Group the selected missions and tasks in parts for continuous operations. Parts can be interrupted at logical points to assess MILES casualties and conduct in process AAR's.

b. Forecasting and Requisitioning Resources. Resource requirements and planning considerations are identified as the evaluation is expanded and developed. Adequate training ammunition, equipment, and supplies must be forecasted and requisitioned. The evaluating unit will prepare their own consolidated support requirements. The evaluating HQ will have to prepare its own consolidated support list.

c. Selecting and Preparing the Field Evaluation Site. Required size, type of terrain, OPFOR requirements, and administrative requirements are the basis for site selection. For this evaluation an area of \_\_\_\_\_ meters X \_\_\_\_\_ meters was selected. The OPFOR is positioned according to threat doctrine. The site must provide space for the administrative area required to support the evaluation.

d. Planning Indirect Fire Simulation. Reaction to indirect fire is an important consideration of the evaluation because it greatly influences the outcome of the battle. Indirect fire simulation requires considerable planning to achieve realism.

(1) The fire marker control system outlined in TC 25-6 is a recommended method of simulating indirect fire. This method may be difficult to support due to the amount of required resources.

(2) The commander may use the evaluation control headquarters method or the simulation without OPFOR method to evaluate the unit's ability to react to indirect fire. If the evaluation control headquarters method is used, the OPFOR will initiate a call for fire to the evaluation control headquarters, which will simulate the tactical FDC. The control headquarters would then relay the delivery data to the OCs who would mark the impact of the round with artillery simulators and assess appropriate casualties. If an OPFOR is not used, the OC may ignite artillery simulators and observe the unit's reactions. The FM 25-series provide assessment and computation tables which may be used to determine casualties. Indirect fire simulation must be realistic and limited to what the unit could reasonably expect under combat conditions.

**6-3. SELECTING THE EVALUATORS.** OCs must know the unit's missions, organization, equipment, and employment. Senior OC should be at least equal in rank to the unit commander and have successfully performed in that specific or similar command position. The following are minimum rank and experience for OCs:

- a. OC will be an officer with command or staff experience.
- b. Section OC Chief will be of equal or greater rank than the section's OIC or, as applicable; the senior OC NCO will be of equal or greater rank than the section's senior NCOIC.
- c. Recorder will be an officer or NCO at the evaluation control headquarters who receives "kill" information or results and time data from the OCs.



**6-4. TRAINING THE EVALUATORS.** OCs standardize administration of the evaluation by understanding the following functional areas.

a. Evaluation Design. Each part is designed to evaluate specific missions or tasks within the overall scenario. OCs must thoroughly understand and correctly implement the evaluation.

b. MILES. Each OC, regardless of position, must have full knowledge of the unit's weapons and vehicles and must also thoroughly understand the MILES system being used. The unit commander is responsible for ensuring that all MILES equipment is functioning before each part of the scenario.

c. Evaluation Control System. This system ensures that the evaluation is administered in a consistent and standardized manner and that correct data is collected for the final evaluation. It includes the following elements:

- (1) Rules of engagement.
- (2) OC duties and responsibilities.
- (3) Communication system.
- (4) Evaluation data collection plan.

**6-5. RECORDING EXTERNAL EVALUATION INFORMATION.** The evaluating HQ develops the data recording instruments for the OCs. The Unit Data Sheet (Figure 6-3) documents demographic information that may reflect on a unit's performance. The Environmental Data Sheet (Figure 6-4, page 6-10) documents weather information that helps observe missions under differing environmental conditions. The Personnel and Equipment Loss Report (Figure 6-5, page 6-11) documents information that may affect the unit's degree of success during engagements with the OPFOR. The senior OC has the overall responsibility for preparation of the external evaluation. This evaluation is based on his own finding and his subordinate OCs input. Subordinate OCs use the task evaluation criteria (T&EO from Chapter 5 and the task summary sheets), to determine overall proficiency in their particular areas. The senior OC compiles the external evaluation results as prescribed by the evaluating commander. Deviations from the task standard assessed by the OC may be addressed in the senior OC comments portion of the UPW.

**6-6. SELECTING AND TRAINING THE OPFOR.** The selection and training of the OPFOR is crucial to the success of a standardized evaluation. The OPFOR provides one of the control measures that influence the condition under which the evaluation is administered. The unit should face an opponent who realistically resembles the threat in strength, weapon, and skill.

a. Selection. Any qualified skill level 1 or 2 soldier can serve as OPFOR. Ideally, they should be a small cohesive unit under the control of their leader or commander.

b. Training. The OPFOR must understand the following six major areas:

- (1) Installation and operation of the MILES devices.
- (2) Rules of engagement.

- (3) Threat small unit tactics
- (4) Training scenarios.
- (5) OPFOR weapons and equipment, if available.
- (6) Safety.

<b>UNIT DATA SHEET</b>						
<b>1. UNIT DESIGNATION</b> _____						
<b>DATE:</b> _____						
<b>2. UNIT LEADERS: (CIRCLE MOST CORRECT ANSWER)</b>						
POSITION	RANK	TIME IN UNIT (MONTHS)				
CDR	MAJ/CPT	1-3	4-6	7-12	13-18	OVER 19
XO	CPT/LT	1-3	4-6	7-12	13-18	OVER 19
S1	CPT/LT	1-3	4-6	7-12	13-18	OVER 19
S2/S3	MAJ/CPT	1-3	4-6	7-12	13-18	OVER 19
S4	CPT/LT	1-3	4-6	7-12	13-18	OVER 19
CO CDR	CPT/LT	1-3	4-6	7-12	13-18	OVER 19
<b>3. UNIT STRENGTH</b> (excluding leaders): _____						
<b>4. EQUIPMENT SHORTAGES</b> (major items):						
_____						
_____						
_____						
_____						
_____						
_____						
<b>5. COMMENTS:</b>						
_____						
_____						
_____						
_____						
_____						
_____						
_____						
<b>EVALUATOR SIGNATURE:</b>						
_____						

Figure 6-3. Unit data sheet

<b>ENVIRONMENTAL DATA SHEET</b>						
EXERCISE NUMBER AND DESCRIPTION:						
DATE/TIME EXERCISE STARTED:						
DATE/TIME EXERCISE ENDED:						
1. WEATHER CONDITIONS: (Circle appropriate description)						
Clear	Partly Cloudy	Hazy	Raining	Snowing	Fog	
Other:						
Temperature						
2. GROUND CONDITIONS: (Circle appropriate description)						
Dry	Wet	Ice	Snow			
Other:						
3. LIGHT CONDITIONS: (Circle appropriate description)						
Day	Night					
Moon Phase	¼	½	¾	Full		
Average Range of Visibility Due to Light:						
4. TERRAIN (Circle appropriate description)						
Flat	Rolling	Mountainous	Jungle	Desert	Urban	Arctic
Other:						
Top Soil:	Sandy	Rocky	Clay	Other:		
Average Range of Visibility Due to Terrain:						
5. REMARKS:						

**Figure 6-4. Environmental data sheet**

<b>PERSONNEL AND EQUIPMENT LOSS REPORT</b>					
Mission Title Or Task Number	Date/Time Of Enemy Contact	Friendly KIA/WIA	Enemy KIA/WIA	Friendly Vehicles Destroyed	Enemy Vehicles Destroyed
<b>COMMENTS:</b>      					

**Figure 6-5. Personnel and equipment loss report**

c. OPFOR Strength.

(1) Offense. Using MILES, the unit should outnumber the OPFOR three to one if an attack is to be successful. If the OPFOR is stronger than this ratio, only the most exceptional unit will be successful. They must be armed with weapons capable of defeating any of the unit's assets. As a general rule, the OPFOR should be strong enough to offer the unit a realistic challenge, but one that the unit can defeat when proper tactics are employed.

(2) Defense. The OPFOR, at a minimum, should have a three to one ratio of superiority, because anything less will not have sufficient weapons and ammunition to conduct a successful attack. They must be more than merely a series of targets to be destroyed. The OPFOR should be allowed to plan their own attack for each mission and not be forced into a "canned" attack that all units will quickly defeat. Once the OPFOR establishes their plan, they must use the same plan for all other like units for that event in order to maintain the objectivity and standardization of the evaluation.

**6-7. CONDUCTING THE EVALUATION.** An evaluation is divided into three distinct areas. Each area requires a different degree of preparation and coordination.

a. Pre-evaluation.

(1) The senior OC and all other OCs must recon the evaluation area to know the unit's boundaries, disposition of the OPFOR, and the most likely avenues of approach throughout the field evaluation site's area of operation.

(2) The unit must prepare an OPORD and FRAGO to control the exercise. An order is prepared for each mission in the evaluation scenario. These can be prepared by using the skeleton orders contained in the STX's contained in Chapter 4.

(3) Unit preparatory activities include installation and troubleshooting of MILES equipment, loading vehicles, conducting inspections, and performing other logistics and administrative actions, as required.

(4) The OPFOR is placed in position and briefed while the unit is conducting its preparatory activities.

(5) In this evaluation scenario, the unit is issued a movement order to move to an assembly area. When the assembly area has been occupied, the OPORD is issued. The OCs should make equipment functions check after the unit occupies the assembly area and after the unit leaders have issued their instructions.

b. Evaluation.

(1) The evaluation team controls the evaluation in two ways. First, it uses measures established in both the movement order and in paragraphs 3 and 5 in the OPORD or FRAGO. Second, the team controls the evaluation through the team commander (simulated by the senior OC for this evaluation) on the team net. The team does not control in the traditional sense, instead it accompanies the unit as observes. Only the senior OC has direct verbal contact with the unit commander. All other OCs do not speak to, aid, advice, and point out positions or in any way to influence the unit's performance, except for a possible or actual safety issue of emergency. OCs are neutral throughout the evaluation.

(2) Once the senior OC issues the OPORD and movement order, the unit commander executes the event and actions prescribed in the first part of the evaluation scenario within the estimated time. From this point on, all successive parts begins with a FRAGO.

(3) The senior OC terminates a part when the unit has completed all the events and actions in a particular area or has suffered so many casualties or damage that the part cannot be completed. The OC must record the reason for the termination in the margin of the OCs Task Summary Sheets and report his action to the evaluation control headquarters. In the sample evaluation scenario, the completion of each event or action is indicated by “conducting sustain operations.” During this period, the senior OC will direct the unit to remain in position while “replacements” (personnel and equipment designated as killed or destroyed) are sent forward to reconstitute the unit. At this time, the OC must perform the following actions:

(a) Inspect all MILES equipment and record “kill” codes and reset equipment. Any damaged or inoperative MILES equipment is replaced.

(b) Resolve all casualty data to determine the time, place, number, and cause of casualties. This information is reported to the recorder in the evaluation control headquarters.

(c) Debrief the unit to resolve questions. Afterwards, the senior OC directs the unit to continue its mission after it receives a FRAGO or OPORD for the next part.

(4) The OCs should follow these guidelines.

(a) Report major “kills” (vehicles, groups).

(b) Report major weapons fired. Together with reporting major kills, this is the best method for determining direct fire effectiveness. Both significant firing and hits are reported to the evaluation control headquarters.

(c) Enforce rules of engagement.

(d) Observe critical tactical events of time. OCs must spot and record any action that might have an effect on later performance or mission outcome.

(e) Record travel routes and unit’s location.

(f) Inform OPFOR controllers of the unit’s location, direction, and intent. This is necessary to enable OPFOR action to be controlled in accordance with the desired sequence of events.

(g) Enforce safety.

(h) Terminate mission.

c. Post Evaluation. After the evaluation is terminated, the unit moves to an assembly area and performs the following actions.

- (1) The unit OC debriefs subordinate OCs and compiles all data (evaluator packets) for the evaluation.
- (2) The unit OC must complete the task summary sheets.
- (3) The unit OC must turn in all completed OC packets (with the OC scoring system) to control headquarters for recording and analysis.
- (4) The unit OC must conduct an AAR of the unit's performance.
- (5) Each element OC should conduct an AAR of his elements performance.

**6-8. PREPARING THE AFTER ACTION REVIEW.** At the completion of each evaluation part, the AAR leader provides feedback to the unit in order to increase and reinforce learning. Because all members of the unit participate in an AAR, each member becomes a source of feedback. This provides a richer "data base" for key points. The AAR leader will draw information from each member, which becomes an important part of the discussion. This information is the basis for discussing alternate courses of action. Preparing the AAR involves five steps:

a. Review training orders and objectives. Training objectives are the focus of the discussion of the exercise results. The FRAGOs and OPORDs included in the exercise design implement these objectives. The OC should be familiar with the objectives, FRAGOs, and OPORDs so that he can note orders given by leaders of the evaluated unit and its subordinate elements that either implement these objectives or deviate from them.

b. Observe the exercise. This is an active process. The emphasis is on those actions that make the difference between the unit's success or failure. The OC does not need to remain close to the unit leader, since more can be seen from higher ground near the lead element's location or along the unit's route of march. Since unit orders identify important activities and checkpoints, the OC must be present when the commander issues the order. The OC should position himself where he can best observe anticipated critical events include.

- (1) Conducting a road march.
- (2) Crossing a radiological contaminated area.
- (3) Performing unit supply operations.
- (4) Responding to an NBC attack.

c. Select the site and assemble the participants. After the exercise, select a site for the AAR. If possible, hold the AAR where the majority of action occurred, where most of the critical events took place (normally where the OPFOR was positioned), or where the terrain can be observed. Usually, the OPFOR or unit objectives are suitable for assembling the players and conducting the AAR.

d. Debrief the OCs. While the units are moving to the selected site, the OCs should be debriefed. The senior OC must have a complete understanding of what happened in the exercise. The fourth step in AAR preparation is to obtain a detailed description of the exercise's event in the order in which they occurred.

e. Review the events. After the senior OC has an understanding of what happened during the exercise, he reviews the events, which are ranked in terms of their relevance to the training objectives and contributions to the exercise outcome. He selects the events that can be covered in detail during the time allowed for the AAR and places them in chronological order.

**6-9. CONDUCTING THE AFTER ACTION REVIEW.** Conducting the AAR requires the following five steps.

a. Organize the participants. When the OC and AAR leader assembles the participants, he groups them according to their organization in the exercise. Each subordinate element's OC is with the element for which he is responsible.

b. State the training objectives. The AAR leader makes a brief statement of the training objectives for the exercise. These are described as specifically as possible. He states any additional teaching points that he intends to cover during the AAR. These should be limited to three or four key points in order to keep the AAR focused and prevent it from becoming excessively long.

c. Lead the discussion. The AAR leader guides the discussion of the events in their order of occurrence. Diagrams help players visualize the exercise development. The AAR leader starts by sketching the main terrain features and as the AAR proceeds, has the participants draw routes of advance, objectives, and locations of engagements. Each event is discussed in detail to make teaching points about the unit's performance during the event. In an effective AAR, the AAR leader should:

- (1) Avoid giving a critique or lecture.
- (2) Guide the discussion by asking leading questions.
- (3) Suggest the players describe what occurred in their own terms.
- (4) Suggest the players discuss not only what happen, but also how it happened and how it could be done better.
- (5) Focus the discussion to ensure that important tactical lessons are made explicit.
- (6) Relate events to subsequent results.
- (7) Avoid detailed examination of events not directly related to major training objectives.



(8) Encourage the participants to use diagrams to illustrate teaching points and how to show routes, phase line, and objectives.

(9) Prohibit players from offering self-serving excuses for inappropriate tactical actions.

d. Review the sequence. The AAR leader reviews the events associated with the hazards of the risk assessment made prior to the exercise.

(1) Were effective controls put in place to avoid accidents?

(2) Was training realism reduced through artificial control measures?

(3) Were all participants aware of hazards down to the lowest level?

(4) Did any hazard present itself that was not identified and what was done to overcome it?

(5) Discuss each incident of fratricide or near fratricide and how it can be avoided in the future.

e. Summarize key points. The AAR leader briefly summarizes teaching points in terms of training objectives covered in the AAR. After the summary, he can have a private conversation with the unit commander regarding his strengths and weaknesses, and what he can do to improve his performance and that of his unit. A good AAR leader does the following.

(1) Maintain order and discipline.

(2) Reviews the training objectives.

(3) Addresses important events as they occurred and how the unit could have done them better. During the discussion, the leader avoids a detail examination of events not directly related to the training objective.

(4) Traces the chain of events so all participants understand the results of mistakes. One mistake is often the partial cause of another.

(5) Clearly relates tactical events to teaching points.

(6) Involves participants in the discussion.

(7) Clearly and concisely gives summary and new training objectives.

(8) Reinforces points by using sketches, diagrams, or terrain models.

Reference materials for conducting an AAR are TC 25-20 and FM 25-101.

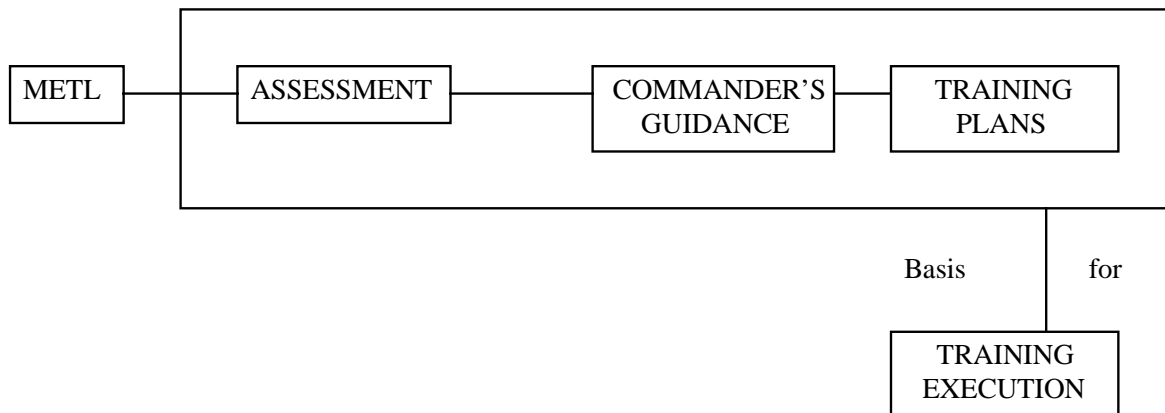
## APPENDIX A

### COMBINED ARMS TRAINING STRATEGY

**A-1. PURPOSE.** This appendix provides, as part of the CATS, the Combined Arms Command's recommended strategy for training a company/detachment. This appendix has three parts. The first part describes CATS and explains how CATS fits into the training planning process as described in FM 25-101. The second part explains how to read the strategies and the third part explains how to integrate CATS into the long-range and near-term planning process.

#### Section I. CATS AND THE TRAINING PLANNING PROCESS

**A-2. TRAINING PLANNING PROCESS.** FM 25-101 describes a three-step process, based on the unit METL and ending in training execution. Figure 1-1 is a graphic representation of the process.



**Figure 1-1. Training planning process**

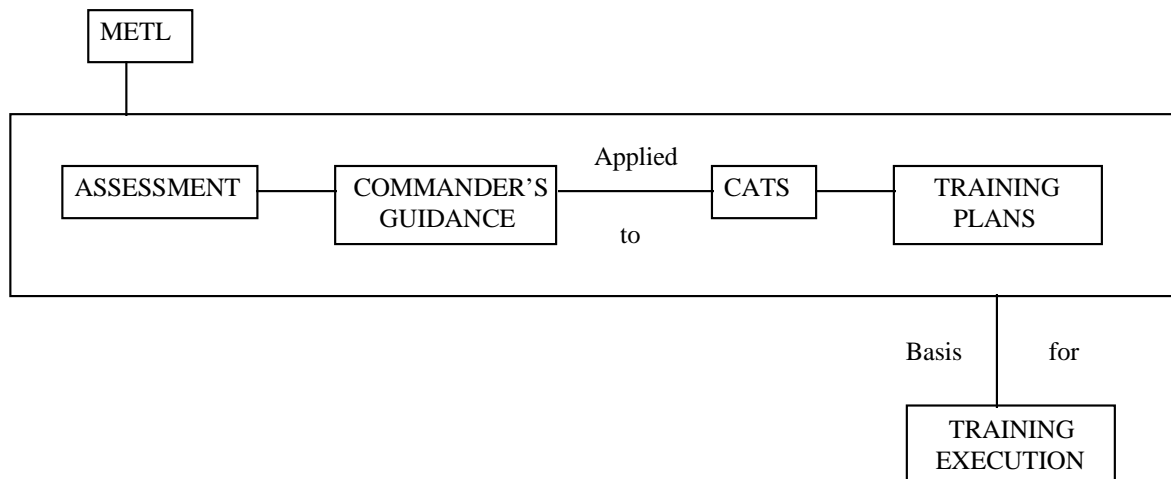
CATS does not replace this process. It is a training tool that enhances the commander's ability to use the training planning process to manage his training and to optimize the use of scarce training resources. CATS unit strategies describe recommended training events and the event frequency. Your unit may train all or some of these events. Your training frequency may or may not match that in the CATS strategy. Whatever a unit's training requirements, CATS provides a framework for use in making decisions on the training to be conducted. The training strategy outlined in CATS is designed to help commanders at all levels develop and execute a more efficient training program. Any given strategy addresses all units Army-wide of the same TOE. The specific makeup of the unit's training program is dependent upon--its METL; guidance from higher headquarters; and the resources available at the installation or training environment. It is descriptive in nature and to be used as a guide for the commander.

**A-3. CATS.** CATS is the Army's training strategy that integrates combined arms training for-- heavy, light, and special operations forces, the active and reserve components, in the unit and institution environments. It provides an azimuth to guide Army training and identifies the resources required to support that training. It enables the Army to identify, manage and program the acquisition of training resources. CATS evolved from the need for more efficient training, based on expected resource constraints. At US Army level, CATS gives the rationale for acquiring training resources through the development of unit and institutional training strategies. The strategies provide recommended training frequencies and identify the training resources needed to support the strategy.

**A-4. TERMS.** The information in this paragraph explains the terms listed in Figure 1-1. For information on the training planning process, see FM 25-101.

- a. The METL is an unconstrained, unprioritized statement of the tasks required to complete the wartime mission. It is the source of training planning activities.
- b. Assessment is the beginning of the training planning process. It is the commander's evaluation of the unit's training level on the METL.
- c. Commander's Guidance consists of long-range planning calendars and CTG issued to the battalion from the division. It serves to focus the training efforts of the battalion in accordance with the division commander's priorities. The battalion in turn issues CTG for its subordinate companies.
- d. Training Plans are a collection of schedules and other supporting documents that carry out the commander's guidance.
- e. Training Execution is the actual performance of the training scheduled in the training plans portion of the training planning process.

**A-5. APPLYING CATS.** The information in this paragraph explains how to apply CATS to the training planning process. Figure 1-2 is a graphic representation of the process.



**Figure 1-2. Training planning process**

a. The commander determines the exact events and tasks to be trained based on his METL and guidance from higher headquarters.

(1) The unit trains tasks during events established in FM 25-100, FM 25-101, and CATS.

(2) The company/detachment trains its METL by training soldiers, squads, sections and platoons in their wartime tasks. The company/detachment applies CATS to its training plans by applying the training events, frequencies and critical gates contained in strategies to the CTG in developing its training plans. The company commander and training officer/NCO uses the critical gates identified in the strategies to ensure that basic tasks are trained prior to moving on to training more complex or resource intensive tasks. The performance of training gate tasks are always evaluated by the commander and serve as the basis of additional training efforts. For example, a TEWT should be used to train METL tasks prior to conducting a complex and resource intensive event like a CFX. The collective training tasks trained in the TEWT are evaluated by the commander and serve as the basis for additional squad/section/platoon training or another TEWT prior to the execution of a CFX.

(3) TADSS based training uses a mix of TADSS and live fire/field training. The strategies show those TADSS within the Army's system or year projected for fielding. The TADSS may not be available at your installation or training environment.

b. The strategies can be viewed as training plans for generic type units. The strategy for the company/detachment is based on the TOE for the Motor Transport/Terminal/Watercraft /Movements Control company/detachment. It does not address environmental factors that apply to specific companies (such as MTOE, mission, particular training weaknesses and strengths, or the group/battalion commander's guidance).

c. By inserting an extra step into the training planning process, commanders apply the components of their unit CATS strategies to their particular training programs and environments. Commanders evaluate and apply the information contained in the strategies to their training environments. The optimal frequencies identified in the strategies may have to be adjusted based upon a unit's training status or its resourcing.

## **Section II. STRATEGY ORGANIZATION AND INTERPRETATION**

**A-6. UNIT TRAINING STRATEGIES.** This paragraph explains the strategy organization and explains how to use it. The unit training portion of CATS is a series of separately generated training strategies. These strategies describe the events, frequencies, and resources recommended to train to standard. As part of the unit training strategy development process, TRADOC established a standard format to depict unit training strategies. The unit training strategy is a descriptive strategy for training and sustaining soldier and collective task proficiency. The tasks to be trained at a particular unit will be based on the unit's METL. The unit strategy in this appendix covers all transportation companies/units. The unit training strategies have three major components--Maneuver, Gunnery, and Soldier.

a. The Maneuver strategy is descriptive. It provides recommended training frequencies for collective training events in a unit. The events come from FM 25-100, 25-101 or the glossary of

this MTP. It helps a unit maintain MTP standards and depicts the resources required to support training events.

b. The Gunnery Component has Individual/crew served weapons strategies that the Infantry school developed. These strategies also can be found in DA Pamphlet 350-38 and DA Pamphlet 350-39 or appropriate weapons FMs.

c. The Soldier Component is a descriptive strategy for training individual soldier skills. It lists the resources required to support soldier training and links with and supports a collective training strategy.

**A-7. ELEMENTS OF THE UNIT STRATEGIES.** The unit training strategies are in matrix formats. The matrix lists the unit size levels, training events or training exercises, training event frequencies for both the active and reserve components, critical gates, and training resources.

a. Training levels are units, training elements or echelons (such as individual through corps) that execute specific training events.

b. Training events are types of collective training exercises identified in FM 25-101 or the glossary of this MTP. Training events identify the recommended exercises that units should conduct to train to MTP standard. Units normally conduct events in a progressive and sequential manner. For example; a TEWT should be conducted before conducting a CFX. A CPX should be conducted before conducting a FTX.

c. Training event frequencies are the suggested number of times that an event should be trained during a training cycle to attain or maintain MTP standards. AC units use an annual cycle and RC units conduct training on a 4-year cycle.

d. A critical gate is a training event that must be done and evaluated before moving onto a more complex, resource intensive, or hazardous event. MACOM or field commanders may direct performance of critical gate training tasks to an established standard prior to performing more complex or resource intensive tasks.

e. The unit training strategies identify the resources that will be used to support each training event. These resources are:

- OPTEMPO
- Ammunition
- TADSS
- Training Land
- Training Ranges

The resources listed in the strategies represent those that are available now.

(1) OPTEMPO figures reflect the annual operating miles/hours required for the base vehicle or system for a particular unit, per event. The OPTEMPO figures come from the BLTM manual. When no BLTM was available, an estimated OPTEMPO required to support all the annual iterations of that training event were developed by the proponents.

(2) Ammunition figures reflect the ammunition required to support training events and come from DA Pamphlet 350-38, Standards in Weapons Training. The maneuver/collective strategies reflect blank ammunition requirements. Live ammunition appears on the Gunnery strategies. Pyrotechnics appear on the maneuver/collective component.

(3) TADSS are training aids, devices, simulators and simulations that support specific training events. TADSS listed are those in the system and non-system TADSS that are fielded. In this strategy, Battalion and BBS is identified as a primary TADSS to support battalion staff and headquarters company/detachment's CPX training.

(4) Training Land is a resource category that will list the recommended training land in kilometers by event to conduct maneuver training. The reference is TC 25-1. The actual amount of training land needed by a particular unit will be determined by METT-T and the characteristics or condition of the training land available to the unit.

(5) Training Range is a resource requirement that supports weapons training events. The information comes from TC 25-8.

**A-8. GUIDE TO THE UNIT STRATEGIES.** This paragraph provides a guide to reading the collective, gunnery, and soldier components.

a. We will use the Battalion Staff and Headquarters company/detachment as our example (Figure A-1).

(1) The top of the maneuver strategy lists the major training events. The order in which the events appear, from left to right, is not prescriptive. The events do follow a logical progression of how a unit might process through an annual training cycle. Explanations of these events are in FM 25-101 or the glossary of this MTP.

(2) On the left side of the maneuver strategy is the column titled levels. This column lists the units covered by the strategy. The strategy in this appendix addresses the Battalion Staff and Headquarters Company/detachment and the Battalion HHC. There is a separate row for AC and RC units. Each column depicts the recommended frequency that a unit should conduct a specific training event within a year. For example, look at the training event, STAFFEX. Here, the recommended frequency for an AC, battalion staff to conduct a STAFFEX is 12 times a year.

b. The M16 A1/A2 matrix will be used for the gunnery/weapon strategy example.

*NOTE:* Gunnery/weapon strategies in the MTP cover only branch specific weapon systems. Some units, like the battalion staff, will not have specific gunnery/weapon strategies.

(1) Gunnery/weapon strategies were developed by TRADOC schools that the STRAC manual identifies as the weapon's proponent. Because the Infantry branch is the proponent for the M16, the Infantry school developed this strategy and it applies to all branches.

(2) Training events are in the top position of the gunnery/weapon strategy. The levels or echelons that will train these tasks are on the left. On the M16 strategy, qualification for the M16 is conducted at the soldier level. The critical gates to be completed, before M16

qualification, are in FM 23-9. The unit commander will ensure that the soldier trains those requirements before moving on to qualification.

(3) Frequency depicts how often the tasks listed in the upper part of the strategy should be conducted annually. Per guidance provided in the STRAC manual, the frequency block for the M16 has two categories. Category I applies to soldiers with either an 11B or an 11M MOS assigned to an infantry rifle squad or a 19D or 11B assigned to a scout squad or long-range surveillance detachment. Category II applies to all combat arms, combat support and combat service support soldiers not assigned to rifle or infantry squads.

(4) These two categories are subdivided by TRC IAW the STRAC manual. They are: TRC A = AC Units, TRC L = Light Infantry, Air Assault and Airborne Units, TRC S = Special Reaction Teams (AC, MP Teams), TRC C = RC Units, TRC D = USAR Training Division, Reception Stations and Separate Training Brigades, and NGB Training Cadre.

(5) Training categories and training readiness conditions provide an all encompassing set of training frequencies. The M16 strategy recommends that a light infantry squad conduct three live fire exercises per year. The reserve component squads have no recommended frequency.

(6) OPTEMPO is not identified for M16 training.

(7) Figures for ammunition are per DA Pamphlet 350-38 (STRAC). Qualification with the M16 requires 160 rounds of ball and 20 rounds of tracer ammunition per weapon per year.

c. The final component is the soldier strategy.

(1) The soldier strategy focuses on training common skills in a particular CMF or can be focused on a single MOS.

(2) Training events selected for the 88- are across the top of the strategy. The left column shows the recommended annual event frequency. The letter "A" represents AC soldiers. The letter "R" represents RC soldiers. Thus, in this example, the recommendation is for daily physical training for the active component 88- and monthly for the reserve component soldier.

### **Section III. INTEGRATION OF CATS IN THE PLANNING PROCESS**

**A-9. INTEGRATING CATS.** This portion of the appendix explains how to integrate CATS into the planning process. It focuses on long range planning that conducted at brigade and above. To understand how CATS fits into this process, a brief summary of Chapter 3 (Planning) from FM 25-101 has been provided.

#### **A-10. THE PLANNING PROCESS.**

a. Long Range Planning.

(1) Assessment. Assessments is the start of the long range planning process. Using their evaluations, the input of subordinate leaders and the results of training evaluations, commanders assess their unit's training level on METL tasks. The assessment serves as the basis

for the commander's training strategy for sustainment and improvement training. Commanders at all levels do this assessment function. An integral part of the assessment is the identification of required training resources and shortfalls. The commander also must synchronize the actions of supporting units and agencies to ensure proper training execution.

(2) In creating their training strategy, commanders ensure that training:

- Is METL focused.
- Incorporates combined arms.
- Identifies who, when and where to train.
- Has a logical sequence of execution.
- Identifies the type of exercise to be trained.
- Determines the frequencies of a given task.
- Coordinates all events.
- Matches resources to requirements.

The strategy that meets these requirements results in the commander's training guidance.

(3) Senior commanders (brigade and above) provide subordinate commanders with long range training calendars, the commander's training guidance, resources to train and protection from training distorters. Commanders often provide recommended training events frequency.

b. Short-range Planning. The guidance that results from the long-range planning process is refined by the short-range planning process. Subordinate commanders use this guidance to create their training calendars. Guidance on the short-range training process can be found in the CATS appendix in the unit's MTP.

**A-11. CATS AND THE PLANNING PROCESS.** CATS serves the company commander as a training management and training resource identification tool. As a training management tool, it allows the company commander to more efficiently manage his training program, with limited resource availability. As a training resource identification tool, it identifies the resources within the Army's inventory to conduct training. The availability of those resources will vary, depending on your location.

a. Long-range Planning.

(1) Assessment.

(2) The CATS strategy--

- Is METL focused.
- Incorporates combined arms.
- Identifies who, when and where to train.
- Has a logical sequence of execution.
- Identifies the type of exercise to be trained.
- Determines the frequencies of a given task.
- Coordinates all events.
- Matches resources to requirements.



(3) CATS provides a convenient vehicle for the transmission of the commander's training guidance. It serves as the basis for the long range calendar. It provides subordinate commanders with recommended frequencies of training events.

(4) EXECUTION. The following example shows how CATS could fit into the long-range training process.

b. The Company/Detachment Maneuver Training Strategy lists the recommended frequencies for required annual training events. In particular, for the STX it lists 10 iterations. The optimal training frequency is for the company/detachment staff to train this event 10 times in a given year, 1 STX per month for 10 months. The frequencies listed in CATS would be trained as follows: 2 events per year--semiannual training; 4 events per year--quarterly training; 6 events per year--bimonthly training.

c. Naturally, the training year may not support such a neat breakdown of training events. CATS gives you the flexibility to adjust the events to meet your particular requirements. A key point here is the idea of critical gates. As you can see, STX is a critical gate for FTX. You should conduct any event that is a critical gate, before conducting the more complex task. Gates serve to ensure that basic tasks essential to the successful performance of complex tasks are trained and evaluated prior to the performance of complex tasks. Critical gates may also serve as a type of preview or "rehearsal" for a follow-on training event.

d. Assume that your commander has identified platoon leadership as a particular weakness in your unit. Your commander decides that he wants to run platoon STX exercises twice a month to train the platoon/section/crew/squad leadership elements.

e. Using this guidance you simply go the company strategy and substitute 24 for 12. If the frequencies for the other events are acceptable, you now have a completed commander's strategy. In this manner a CATS base strategy is tailored to meet a commander's assessment and training needs.

f. Short-range Planning. The application of CATS Battalion Staff and Headquarters Company/Detachment's unit training strategies to battalion short range planning and the battalion quarterly training calendar is seen as follows.

Recommended Company/Detachment  
Calendar Using CATS Maneuver Strategy.

1ST MONTH

WEEK 1	Drill Training (1)
WEEK 2	Cell/Staff/Section Training (1)
WEEK 3	Cell/Staff/Section Training (1)
WEEK 4	STX (2)

NOTES:

1. The collective tasks trained during the weekly Cell/Staff/Section training periods support company METL tasks and are trained according to the commander's assessment and his priorities

for staff training outlined in the CTG. Soldier training tasks trained during this month are soldier/leader supporting performance of the collective tasks to be trained during the weekly staff training sessions or the monthly STX.

2. Performance of the STX substitutes for Cell/Staff/Section Training in week four (4).

#### 2ND MONTH

WEEK 1	Cell/Staff/Section Training (1)
WEEK 2	Cell/Staff/Section Training (1)
WEEK 3	TOCEX (2)
WEEK 4	Cell/Staff/Section Training (3)

#### NOTES:

1. Training during these weekly periods concentrates on staff METL tasks identified as priority in the CTG. Training time here could also be spent training tasks evaluated as NO GO during the 1st month's training period. Training exercises such as a LCXs or MCX can be used to drive training during these periods. LCXs and MCXs can also be used to enhance staff coordination.
2. Performance of the TOCEX substitutes for performance of the monthly STAFFEX that would be conducted here. Commanders may have to modify or extend the training period of the TOCEX to include training tasks that would have been normally performed in the STAFFEX.
3. Tasks trained here can be tasks rated as NO GO during the previous week's TOCEX.

#### 3D MONTH

WEEK 1	Cell/Staff/Section Training
WEEK 2	TEWT (1)
WEEK 3	Cell/Staff/Section Training
WEEK 4	CPX (2)

#### NOTES:

1. This TEWT substitutes for performance of the Cell/Staff/Section training that would normally be performed this week. Ideally, the TEWTs discussion points and learning objectives would be developed to support/reinforce collective tasks trained in the previous month's Cell/Staff/Section, STAFFEX OR TOCEX training periods. The commander may also structure the TEWT to train staff coordination and integration tasks as key for the upcoming CPX.
2. Substitutes for performance of the STAFFEX that would normally be performed during the month.

As seen in the above, the commander structures his training program using recommended CATS training events, frequencies and critical gates to support METL training. Weekly or monthly training events can be conducted independently or integrated into other collective training exercises.

In scheduling training, the commander should take maximum advantage of higher headquarters directed events to accomplish his recommended CATS training events.

g. Horizontal and Vertical Integration. In executing this training strategy, the commander vertically integrates his training requirements with the battalion's/group's training requirements. Additionally, the company's training strategy is horizontally integrated with other companies in the battalion to ensure that combined arms training is effected.

## APPENDIX B

### ARMY UNIVERSAL TASK LIST

Army Universal Task List BOS are the major functions performed by the force on the battlefield to successfully execute Army operations (battles and engagements) in order to accomplish military objectives directed by the operational commander. Under each AUTL BOS are the collective tasks used for unit training. The AUTL BOS includes the following functional areas: deploy/conduct maneuver, employ firepower, protect the force, perform CSS and sustainment, and exercise command and control. Each of these functions is described below.

**B-1. DEPLOY/CONDUCT MANEUVER.** The deploy/conduct maneuver task area is the movement of combat forces to achieve a position of advantage with respect to enemy forces. This task area includes the employment of forces on the battlefield in combination with direct fire or fire potential. Indirect fires are included under the "Employ Fires" task area. It also includes the conduct of tactical movement of all types of units, mobility operations, counter-mobility operations, and tactical actions associated with force protection.

**B-2. EMPLOY FIREPOWER.** The employ firepower task area is the ability to apply firepower against air, ground, and sea targets. The collective and coordinated use of target acquisition data, direct and indirect fire weapons, armed aircraft of all types, and other lethal and nonlethal means against air, ground, and sea targets. This task includes artillery, mortar, and other non line-of-sight fires, naval gunfire, close air support, and electronic attack. It includes strike, air/surface/undersea warfare, naval surface fire support, counter air, and interdiction.

**B-3. PROTECT THE FORCE.** The protect the force task area is the protection of the tactical force's fighting potential so it can be applied at the appropriate time and place. It includes those measures the force takes to remain viable and functional by protecting itself from the effects of (or recovery from) enemy activities. Those active and passive measures encompass the following:

- a. Conduct air/missile defense.
- b. Protect against enemy hazards within the AO.
- c. Conduct local security operations.
- d. Conduct defensive information operations.

**B-4. PERFORM CSS AND SUSTAINMENT.** The perform CSS and sustainment task area is the support and service provided to sustain forces in an area of operations during war and during stability operations and support operations. This tactical task area involves the provision of supply, maintenance, transportation, CHS, personnel, legal, finance, religious, public affairs, contracting, distribution management, and field and other service support (such as general engineering support) required to sustain an operating force in an area of operations that may be joint, multinational, interagency, or a combination of these forces. Combat service support may be required to support contractors, civilians (such as refugees and disaster victims), or members of other governmental and non-governmental agencies. It includes civil-military operations.

**B-5. EXERCISE COMMAND AND CONTROL.** The exercise C2 task area is the exercise and direction by a properly designated commander over assigned and available forces in the accomplishment of the mission. C2 tasks are performed through an arrangement of personnel, information management, procedures, and equipment and facilities employed by a commander in planning, preparing for, executing, and assessing the conduct of operations to accomplish the mission. It includes the acquisition and management of information, the maintenance of situational understanding, the conduct of situational estimates to determine actions, applying risk management, and the direction and leading of subordinate forces.

## APPENDIX C

### Geneva Conventions

#### THE EFFECTS OF THE LAWS OF LAND WARFARE ON COMBAT HEALTH SUPPORT

##### **C-1. The Law of War.**

a. The conduct of armed hostilities on land is regulated by the law of land warfare (See DA Pamphlet 27-1 and FM 27-10). This body of law is inspired by the desire to diminish the evils of war by--

(1) Protecting both combatants and noncombatants from unnecessary suffering.

(2) Safeguarding certain fundamental human rights of persons who fall into the hands of the enemy, particularly prisoners of war, the wounded and sick, and civilians.

(3) Facilitating the restoration of peace.

b. The law of war places limits on the exercise of a belligerent's power in the interest of furthering that desire (diminishing the evils of war), and it requires that belligerents--

(1) Refrain from employing any kind or degree of violence which is not actually necessary for military purposes.

(2) Conduct hostilities with regard for the principles of humanity and chivalry.

##### **C-2. Sources of the Law of War.**

a. The law of war is derived from two principal sources.

(1) Treaties (or conventions) such as The Hague and Geneva Conventions.

(2) Custom--practices which by common consent and long-established uniform adherence has taken on the force of law.

b. Under the Constitution of the U.S., treaties constitute part of the "supreme Law of the Land," and thus must be observed by both military and civilian personnel. The unwritten or customary law of war is also part of the law of the U.S. It is binding upon the U.S., citizens of the U.S., and other persons serving this country.

**C-3. The Geneva Conventions.** The U.S. is a Party to numerous conventions and treaties pertinent to warfare on land. Collectively, these treaties are often referred to as The Hague and Geneva Conventions. Whereas The Hague Conventions concern the methods and means of warfare, The Geneva Conventions concern the victims of war or armed conflict. The Geneva Conventions are four separate international treaties, signed in 1949, and are respectively entitled:

a. "Geneva Convention for the Amelioration of the Condition of the Wounded and Sick in Armed Forces in the Field" (GWS).

b. "Geneva Convention for the Amelioration of the Condition of Wounded, Sick, and Shipwrecked Members of Armed Forces at Sea" (GWS Sea).

c. "Geneva Convention Relative to the Treatment of Prisoners of War" (GPW).

d. "Geneva Convention Relative to the Protection of Civilian Persons in Time of War" (GC).

The Conventions are very detailed and contain many provisions, which are tied directly to the unit and CHS missions.

**C-4. Protection of the Sick and Wounded.** The essential and dominant idea of the GWS is that the soldier who has been wounded or who is sick, and for that reason is out of the combat in a disabled condition, is from that moment protected. Friend or foe must be tended with the same care. From this principle, numerous obligations are imposed upon Parties to a conflict.

a. Protection and Care. Article 12 of the GWS imposes several specific obligations regarding the protection and care of the wounded and sick.

(1) The first paragraph of Article 12, GWS, states "Members of the armed forces and other persons mentioned in the following Article, who are wounded or sick, shall be respected and protected in all circumstances."

(a) The word "respect" means "to spare, not to attack," and "protect" means "to come to someone's defense, to lend help and support." These words make it unlawful to attack, kill, ill-treat, or in any way harm a fallen and unarmed enemy soldier. At the same time, these words impose an obligation to come to his aid and give him such care, as his condition requires.

(b) This obligation is applicable "in all circumstances." The wounded and sick are to be respected just as much when they are with their own army or in no man's land as when they have fallen into the hands of the enemy.

(c) Combatants as well as noncombatants are required to respect the wounded. The obligation also applies to civilians, in regard to whom Article 18 specifically states: "The civilian population shall respect these wounded and sick, and in particular abstain from offering them violence."

(d) The GWS does not define what is meant by "wounded or sick," nor has there ever been any definition of the degree of severity of a wound or a sickness entitling the wounded or sick combatant to respect. Any definition would necessarily be restrictive in character and would thereby open the door to misinterpretation and abuse. The meaning of the words "wounded and sick" is thus a matter of common sense and good faith. It is the act of falling or laying down of arms because of a wound or sickness, which constitutes the claim to protection. Only the soldier who is himself seeking to kill may be killed.

(e) The benefits afforded the wounded and sick extend not only to members of the armed forces, but to other categories of persons as well, classes of whom are specified in Article 13, GWS. Even though a wounded person is not in one of the categories enumerated in the Article, we still must respect and protect that person. There is a universal principle, which says that any wounded or sick person is entitled to respect and humane treatment

and the care, which his condition requires. Wounded and sick civilians have the benefit of the safeguards of the GC.

(2) The second paragraph of Article 12, GWS, provides that the wounded and sick "...shall be treated humanely and cared for by the Party to the conflict in whose power they may be, without any adverse distinction found on sex, race, nationality, religion, political opinions, or other similar criteria..."

(a) All adverse distinctions are prohibited. Nothing can justify a belligerent in making any adverse distinction between wounded or sick who require his attention, whether they be friend or foe. Both are on equal footing in the matter of their claims to protection, respect, and care. The foregoing is not intended to prohibit concessions, particularly with respect to food, clothing, and shelter, which take into account the different national habits and backgrounds of the wounded and sick.

(b) The wounded and sick shall not be made the subjects of biological, scientific, or medical experiments of any kind which are not justified on medical grounds and dictated by a desire to improve their condition.

(c) The wounded and sick shall not willfully be left without medical assistance, nor shall conditions exposing them to contagion or infection be created.

(3) The only reasons, which can justify priority in the order of treatment, are reasons of medical urgency. This is the only justified exception to the principle of equality of treatment of the wounded.

(4) Paragraph 5 of Article 12, GWS, provides that if we must abandon wounded or sick, we have a moral obligation to, "as far as military considerations permit," leave medical supplies and personnel to assist in their care. This provision is in no way bound up with the absolute obligation imposed by paragraph 2 to care for the wounded. A belligerent can never refuse to care for enemy wounded on the pretext that his adversary has abandoned them without medical personnel and equipment.

b. Enemy Wounded and Sick. The protections accorded the wounded and sick apply to friend and foe alike without distinction. Certain provisions of the GWS; however, specifically concern enemy wounded and sick. There are also provisions in the GPW which, because they apply to prisoners of war generally, also apply to enemy wounded or sick.

(1) Article 14 of the GWS states that persons who are wounded and then captured have the status of prisoners of war. However, that wounded soldier is also a person who needs treatment. Therefore, a wounded soldier who falls into the hands of an enemy who is a Party to the GWS and the GPW, such as the U.S., will enjoy protection under both Conventions until his recovery. The GWS will take precedence over the GPW where the two overlap.

(2) Article 16 of the GWS requires the recording and forwarding of information regarding enemy wounded, sick, or dead (See AR 190-8 for disposition of an EPW after hospital care).

(3) When intelligence indicates that large numbers of EPW may result from an operation, medical units may require reinforcement to support the anticipated additional EPW



patient work load. Procedures for estimating the medical work load involved in the treatment and care of EPW patients are described in FM 8-55.

c. Search for and Collection of Casualties. Article 15 of the GWS imposes a duty on combatants to search for and collect the dead and wounded and sick as soon as circumstances permit. It is left to the tactical commander to judge what is possible, and to decide to commit his medical personnel to this effort. If circumstances permit, an armistice or suspension of fire should be arranged to permit this effort.

d. Assistance of the Civilian Population. Article 18, GWS addresses the civilian population. It allows a belligerent to ask the civilians to collect and care for wounded or sick of whatever nationality. This provision does not relieve the military authorities of their responsibility to give both physical and moral care to the wounded and sick. The GWS also reminds the civilian population that they must respect the wounded and sick, and in particular must not injure them.

e. Enemy Civilian Wounded and Sick. Certain provisions of the GC are relevant to the unit and CHS missions.

(1) Article 16 of the GC provides that enemy civilians who are "wounded and sick, as well as the infirm, and expectant mothers, shall be the object of particular protection and respect." The Article also requires that, "as far as military considerations allow, each Party to the conflict shall facilitate the steps taken to search for the killed and wounded [civilians], to assist...other persons exposed to grave danger, and to protect them against pillage and ill-treatment [emphasis added]."

(a) The "protection and respect" to which wounded and sick enemy civilians are entitled is the same as that accorded to wounded and sick enemy military personnel.

(b) While Article 15 of the GWS requires Parties to a conflict to search for and collect the dead and wounded and sick members of the armed forces, Article 16 of the GC states that the Parties must "facilitate the steps taken" in regard to civilians. This recognizes the fact that saving civilians is the responsibility of the civilian authorities rather than of the military. The military is not required to provide injured civilians with medical care in a CZ. However, if we start providing treatment we are bound by the provisions of the GWS. Provisions for treating civilians (enemy or friendly) will be addressed in COMMZ regulations.

(2) In occupied territories, the Occupying Power must accord the inhabitants numerous protections as required by the GC. The provisions relevant to medical care include--

(a) Requirement to bring in medical supplies for the population if the resources of the occupied territory are inadequate.

(b) Prohibition on requisitioning medical supplies unless the requirements of the civilian population have been taken into account.

(c) Duty of ensuring and maintaining, with the cooperation of national and local authorities, the medical and hospital establishments and services, public health, and hygiene in the occupied territory.

(d) Requirement that medical personnel of all categories be allowed to carry out their duties.

(e) Prohibition on requisitioning civilian hospitals on other than a temporary basis and then only in cases of urgent necessity for the care of military wounded and sick and after suitable arrangements have been made for the civilian patients.

(f) Requirement to provide adequate medical treatment to detained persons.

(g) Requirement to provide adequate medical care in internment camps.

**C-5. Protection and Identification of Medical Personnel.** Article 24 of the GWS provides special protection for "Medical personnel exclusively engaged in the search for, or the collection, transport, or treatment of the wounded or sick, or in the prevention of disease, [and] staff exclusively engaged in the administration of medical units and establishments...[emphasis added]." Article 25 provides limited protection for "Members of the armed forces specially trained for employment, should the need arise, as hospital orderlies, nurses, or auxiliary stretcher-bearers, in the search for or the collection, transport, or treatment of the wounded and sick, if they are carrying out those duties at the time when they come into contact with the enemy or fall into his hands [emphasis added]."

a. Protection. There are two separate and distinct forms of protection.

(1) The first is protection from intentional attack if medical personnel are identifiable as such by an enemy in a combat environment. Normally this is facilitated by medical personnel wearing an arm band bearing the Distinctive Emblem (a red cross or red crescent, on a white background), or by their employment in a medical unit, establishment, or vehicle (including medical aircraft and hospital ships) that displays the Distinctive Emblem. Persons protected by Article 25 may wear an arm band bearing a miniature Distinctive Emblem only while executing medical duties.

(2) The second protection provided by the GWS pertains to medical personnel who fall into the hands of the enemy. Article 24 personnel are entitled to "retained person" status. They are not deemed to be prisoners of war, but otherwise benefit from the protections of the GPW. They are authorized to carry out medical duties only, and "shall be retained only in so far as the state of health...and the number of prisoners of war require." Article 25 personnel are prisoners of war, but shall be employed on their medical duties in so far as the need arises. They may be required to perform other duties or labor, and they may be held until a general repatriation of prisoners of war is accomplished upon the cessation of hostilities.

b. Specific Cases. The AMEDD personnel and non-AMEDD personnel assigned to medical units fall into the category identified in Article 24 provided they meet the "exclusively engaged" criteria of that article. The U.S. Army does not have any personnel who officially fall into the category identified in Article 25. While it is not a violation of the GWS for Article 24 personnel to perform nonmedical duties, it should be understood; however, that Article 24 personnel lose their protected status under that article if they perform duties or tasks inconsistent with their noncombatant role. Should those personnel later take up their medical duties again, a reasonable argument might be made that they cannot regain Article 24 status since they have not been exclusively engaged in medical duties and that such switching of roles might at best cause such personnel to fall under the category identified in Article 25.

(1) While only Article 25 refers to nurses, nurses are Article 24 personnel if they meet the "exclusively engaged" criteria of that article.

(2) The AMEDD officers and NCOs assigned to nonmedical positions in an FSB, MSB, or DISCOM are neither Article 24 nor Article 25 personnel. Such assignments place them in the role of a combatant. Examples of such personnel are--

(a) The AMEDD officers serving as commanders of FSBs or MSBs with responsibility for base or base cluster defense as well as command and control of medical and nonmedical units.

(b) The AMEDD officers and NCOs assigned to nonmedical staff positions with an FSB or MSB with responsibility for planning and supervising the logistics support for a combat maneuver brigade or other combat unit.

(3) Article 24 personnel who might become Article 25 personnel by virtue of their switching roles could include the following:

(a) A medical company commander, a physician, or the executive officer, an MSC officer, detailed as convoy march unit commander with responsibility for medical and nonmedical unit routes of march, convoy control, defense, and repulsing attacks.

(b) Helicopter pilots who are permanently assigned to a dedicated medical aviation unit to fly medical evacuation helicopters, but fly helicopters not bearing the red cross emblems on standard combat missions during other times.

(4) The GWS does not itself prohibit the use of Article 24 personnel in perimeter defense of nonmedical units such as unit trains logistics areas or base clusters under overall security defense plans, but the policy of the U.S. Army is that Article 24 personnel will not be used for this purpose. Adherence to this policy should avoid any issues regarding their status under the GWS due to a temporary change in their role from noncombatant to combatant. Medical personnel may guard their own unit without any concurrent loss of their protected status.

c. Identification Cards and Arm Bands. Medical personnel who meet the "exclusively engaged" criteria of Article 24, GWS, are entitled to wear an arm band bearing the Distinctive Emblem of the red cross and carry the medical personnel identification card authorized in Article 40, GWS (in the U.S. armed services, DD Form 1934). Article 25 personnel and medical personnel serving in positions that do not meet the "exclusively engaged" criteria of Article 24 are not entitled to carry the medical personnel identification card or wear the Distinctive Emblem arm band. Such personnel carry a standard military identification card (DD Form 2A(ACT) or DD Form 2A(RES)) and, under Article 25, may wear an arm band bearing a miniature Distinctive Emblem when executing medical duties. (For a discussion of ID cards, see AR 600-8-14.)

#### **C-6. Protection and Identification of Medical Units and Establishments, Buildings and Materiel, and Medical Transports.**

a. Protection. There are two separate and distinct forms of protection.

(1) The first is protection from intentional attack if medical units, establishments, or transports are identifiable as such by an enemy in a combat environment. Normally, this is

facilitated by medical units or establishments flying a white flag with a red cross and by marking buildings and transport vehicles with the red cross emblem.

(a) It follows that if we cannot attack recognizable medical units, establishments, or transports, we should allow them to continue to give treatment to the wounded in their care as long as this is necessary.

(b) All vehicles employed exclusively on medical transport duty are protected on the field of battle. Medical vehicles being used for both military and medical purposes, such as moving wounded personnel during an evacuation and carrying retreating belligerents as well, are not entitled to protection.

(c) Medical aircraft, like medical transports, are protected from intentional attack, but with a major difference: they are protected only "while flying at heights, times, and on routes specifically agreed upon between the belligerents concerned." Article 36, GWS. Such agreements may be made for each specific case or may be of a general nature, concluded for the duration of hostilities. If there is no agreement, belligerents use medical aircraft at their own risk and peril.

(d) The second paragraph of Article 19 imposes an obligation upon belligerents to "ensure that the said medical establishments and units are, as far as possible, situated in such a manner that attacks against military objectives cannot imperil their safety." Hospitals should be sited alone, as far as possible from military objectives. The unintentional bombardment of a medical establishment or unit due to its presence among or in proximity to valid military objectives is not a violation of the GWS. Legal protection is certainly valuable, but it is more valuable still when accompanied by practical safeguards.

(2) The second protection provided by the GWS pertains to medical units, establishments, materiel, and transports which fall into the hands of the enemy.

(a) Captured mobile medical unit materiel is to be used first to treat the patients in the captured unit. If there are no patients in the captured unit, or when those who were there have been moved, the materiel is to be used for the treatment of other wounded and sick persons. (See Chapter 6 for additional information on captured enemy equipment.)

(b) Generally, the buildings, materiel, and stores of fixed medical establishments will continue to be used to treat wounded and sick. However, after provision is made to care for remaining patients, tactical commanders may make other use of them. All distinctive markings must be removed if the buildings are to be used for other than medical purposes.

(c) The materiel and stores of fixed establishments and mobile medical units are not to be intentionally destroyed, even to prevent them from falling into enemy hands. The actual buildings may in certain extreme cases have to be destroyed for tactical reasons.

(d) Medical transports which fall into enemy hands may be used for any purpose once arrangements have been made for the medical care of the wounded and sick they contain. The distinctive markings must be removed if they are to be used for nonmedical purposes.

(e) A medical aircraft is supposed to obey a summons to land for inspection. If it is performing its medical mission, it is supposed to be released to continue its

flight. If examination reveals that an act "harmful to the enemy" (that is if the aircraft is carrying munitions, for example) has been committed, it loses the protections of the Convention and may be seized. If a medical aircraft makes an involuntary landing, all aboard, except the medical personnel, will be prisoners of war. A medical aircraft refusing a summons to land is a fair target.

b. Identification. The GWS contains several provisions regarding the use of the red cross emblem on medical units, establishments, and transports (the identification of medical personnel has been previously discussed).

(1) Article 39 of the GWS reads as follows: "Under the direction of the competent military authority, the emblem shall be displayed on the flags, armlets, and on all equipment employed in the Medical Service."

(a) There is no obligation on a belligerent to mark his units with the emblem. Sometimes a commander (generally no lower than a brigade commander for U.S. forces) may order the camouflage of his medical units in order to conceal the presence or real strength of his forces. The enemy must respect a medical unit if he knows of its presence, even one, which is camouflaged or not marked. The absence of a visible red cross emblem; however, coupled with a lack of knowledge on the part of the enemy as to the unit's protected status, may render that unit's protection valueless.

(b) The distinctive emblem is not a red cross alone; it is a red cross on a white background. Should there be some good reason; however, why an object protected by the Convention can only be marked with a red cross without a white background, belligerents may not make the fact that it is so marked a pretext for refusing to respect it.

(c) Some countries use the red crescent on a white background in place of the red cross. This emblem is recognized as an authorized exception under Article 38, GWS. Although not specifically authorized as a symbol in lieu of the red cross, enemies of Israel in past wars have recognized the red Star of David and have afforded it the same respect as the red cross. This showed compliance with the general rule that the wounded and sick must be respected and protected when they are recognized as such, even when not properly marked.

(d) The initial phrase of Article 39 shows that it is the military commander who controls the emblem and can give or withhold permission to use it. He is at all times responsible for the use made of the emblem and must see that it is not improperly used by the troops or by individuals.

(2) Article 42 of the GWS specifically addresses the marking of medical units and establishments.

(a) "The distinctive flag of the Convention shall be hoisted only over such medical units and establishments as are entitled to be respected under the Convention, and only with the consent of the military authorities." Paragraph 1, Article 42, GWS. Although the Convention does not define "the distinctive flag of the Conventions," what is meant is a white flag with a red cross in its center. Also, the word "flag" must be taken in its broadest sense. Hospitals are often marked by one or several red cross emblems painted on the roof. Finally, the military authority must consent to the use of the flag (see the above comments on Article 39) and must ensure that the flag is used only on buildings entitled to protection.

(b) "In mobile units, as in fixed establishments, [the distinctive flag] may be accompanied by the national flag of the Party to the conflict to which the unit or establishment belongs." Paragraph 2, Article 42, GWS. This provision makes it optional to fly the national flag with the red cross flag. It should be noted that on a battlefield, the national flag is a symbol of belligerency and is therefore likely to provoke attack.

(3) In a NATO conflict, camouflage of the Geneva emblem is provided on medical facilities where the lack of camouflage might compromise tactical operations. Medical facilities on land, supporting forces of other nations, will display or camouflage the Geneva emblem in accordance with national regulations and procedures. When failure to camouflage would endanger or compromise tactical operations, the camouflage of medical facilities may be ordered by a NATO commander of at least brigade level or equivalent. Such an order is to be temporary and local in nature and countermanded as soon as the circumstances permit. It is not envisaged that fixed, large, medical facilities would be camouflaged. The Standardization Agreement defines "medical facilities" as "medical units, medical vehicles, and medical aircraft on the ground." (For information on camouflage painting, see AR 750-1.)

#### NOTE

There is no such thing as a "camouflaged" red cross. When camouflaging a medical unit, either cover up the red cross or take it down. A black cross on an olive drab background is not a symbol recognized under the Geneva Conventions.

(4) Medical evacuation vehicles and medical materiel containers will, unless ordered otherwise, be marked with the Distinctive Emblem (red cross on a white background) and other distinguishing insignia and color markings when required.

**C-7. Loss of Protection of Medical Establishments and Units.** Medical assets lose their protected status by committing acts "harmful to the enemy," Article 21, GWS. A warning must be given to the offending unit and a reasonable amount of time allowed to cease such activity.

a. Acts Harmful to the Enemy. The phrase "acts harmful to the enemy" is not defined in the Convention, but should be considered to include acts the purpose or effect of which is to harm the enemy, by facilitating or impeding military operations. Such harmful acts would include, for example, the use of a hospital as a shelter for able-bodied combatants, as an arms or ammunition dump, or as a military observation post. Another instance would be the deliberate siting of a medical unit in a position where it would impede an enemy attack.

b. Warning and Time Limit. The enemy has to warn the unit to put an end to the harmful acts and must fix a time limit on the conclusion of which he may open fire or attack if the warning has not been complied with. The phrase "in all appropriate cases" recognizes that there might obviously be cases where no time limit could be allowed. A body of troops approaching a hospital and met by heavy fire from every window would return fire without delay.

c. Use of Smoke and Obscurants. The use of smoke and obscurants during medical evacuation operations does not differ from the use of camouflage and does not constitute an act harmful to the enemy.

**C-8. Conditions Not Depriving Medical Units and Establishments of Protection.**

a. Article 22 of the GWS reads as follows: "The following conditions shall not be considered as depriving a medical unit or establishment of the protection guaranteed by Article 19:

(1) That the personnel of the unit or establishment are armed, and that they use the arms in their own defense, or in that of the wounded and sick in their charge.

(2) That in the absence of armed orderlies, the unit or establishment is protected by a picket or by sentries or by an escort.

(3) That small arms and ammunition taken from the wounded and sick and not yet handed to the proper service, are found in the unit or establishment.

(4) That personnel and materiel of the veterinary service are found in the unit or establishment, without forming an integral part thereof.

(5) That the humanitarian activities of medical units and establishments or of their personnel extend to the care of civilian wounded or sick."

b. These five conditions are not to be regarded as acts harmful to the enemy. These are particular cases where a medical unit retains its character as such, and its right to immunity, in spite of certain appearances, which might have led to the contrary, conclusion or, at least, created some doubt.

(1) Defense of medical units and self-defense by medical personnel. A medical unit is granted a privileged status under the laws of war. This status is based on the view that medical personnel are not combatants and that their role in the combat area is exclusively a humanitarian one. In recognition of the necessity of self-defense; however, medical personnel may be armed for their own defense or for the protection of the wounded and sick under their charge. To retain this privileged status, they must refrain from all aggressive action, and may only employ their weapons if attacked in violation of the Convention. They may not employ arms against enemy forces acting in conformity with the law of war and may not use force to prevent the capture of their unit by the enemy (it is, on the other hand, perfectly legitimate for a medical unit to withdraw in the face of the enemy). Medical personnel who use their arms in circumstances not justified by the law of war expose themselves to penalties for violation of the law of war and, provided they have been given due warning to cease such acts, may also forfeit the protection of the medical unit or establishment which they are protecting.

(a) Medical personnel may carry only small arms, such as rifles or pistols or authorized substitutes. AR 71-32 provides the policy that governs the small arms medical personnel are authorized to carry. AR 350-41 also supports this policy. It states "AMEDD personnel and non-AMEDD personnel in medical units will not be required to train or qualify with weapons other than individual or small arms weapons. However, AMEDD personnel attending training at NCOES courses will receive weapons instruction that is part of the curriculum. This will ensure that successful completion of the course is not jeopardized by failure to attend the weapons training portion of the curriculum."

(b) The presence of machine guns, grenade launchers, booby traps, hand grenades, light antitank weapons, or mines (regardless of the method by which they are detonated) in or around a medical unit or establishment would seriously jeopardize its entitlement to privileged status under the GWS. The deliberate arming of a medical unit with such items could

constitute an act harmful to the enemy and cause the medical unit to lose its protection, regardless of the location of the medical unit. See the previous discussion of loss of protection of medical units and establishments.

(2) Guarding of medical units. As a rule, a medical unit is to be guarded by its own personnel. However, it will not lose its protected status if the guard is performed by a number of armed soldiers. The military guard attached to a medical unit may use its weapons, just as armed medical personnel may, to ensure the protection of the unit. But, as in the case of medical personnel, the soldiers may only act in a purely defensive manner, and may not oppose the occupation or control of the unit by an enemy who is respecting the unit's privileged status. The status of such soldiers is that of ordinary members of the armed forces. The mere fact of their presence with a medical unit will shelter them from attack. In case of capture, they will be prisoners of war.

(3) Arms and ammunition taken from the wounded. Wounded arriving in a medical unit may still be in possession of small arms and ammunition, which will be taken from them and handed to authorities outside the medical unit. Should the enemy capture a unit before it is able to get rid of these arms, their presence is not of itself cause for denying the protection to be accorded the medical unit under the GWS.

(4) Personnel and materiel of the veterinary corps. The presence of personnel and materiel of the veterinary corps with a medical unit is authorized, even where they do not form an integral part of such unit.

(5) Care of civilian wounded or sick. A medical unit or establishment protected by the GWS may take in civilians as well as military wounded and sick without jeopardizing its privileged status. This clause merely sanctions what is actually done in practice.

**C-9. 1977 Protocols to The Geneva Conventions.** Amendments to The Geneva Conventions have been ratified by some of our allies and potential adversaries. The U.S. representative to the diplomatic conference signed these amendments, but our government has not officially ratified them.



**GLOSSARY**

<b>AA</b>	assembly area
<b>AACG</b>	arrival airfield control group
<b>AAR</b>	after action review
<b>AC</b>	Active Component
<b>ADC</b>	area damage control
<b>AIT</b>	automated information technology
<b>AM</b>	amplitude modulation
<b>AMEDD</b>	Army Medical Department
<b>AO</b>	area of operations
<b>APOD</b>	aerial port of debarkation
<b>APOE</b>	aerial port of embarkation
<b>AR</b>	Army regulation
<b>ARTEP</b>	Army Training and Evaluation Program
<b>Arty</b>	artillery
<b>A/SPOD</b>	aerial/sea port of debarkation
<b>A/SPOE</b>	aerial/sea port of embarkation
<b>ASG</b>	Area Support Group
<b>ASL</b>	authorized stockage list
<b>ATTN</b>	attention
<b>ATWESS</b>	antitank weapon effects signature simulator
<b>AUEL</b>	automated unit equipment list
<b>AUTL</b>	Army Universal Task List
<b>BBPCT</b>	blocking, bracing, packing, crating, and tie down
<b>BBS</b>	battalion/brigade simulation
<b>BCOC</b>	Base Cluster Operations Center
<b>BDAR</b>	battle damage assessment and repair
<b>BF</b>	battle fatigue
<b>BFACS</b>	Battlefield Functional Area Control System
<b>BLTM</b>	Battalion Level Training Model
<b>BOS</b>	Battlefield Operating Systems
<b>C2</b>	command and control
<b>cal</b>	caliber
<b>CAS</b>	close air support
<b>CATS</b>	combined arms training strategy
<b>Cdr</b>	commander
<b>CFX</b>	command field exercise
<b>CHS</b>	combat health support
<b>CMF</b>	career management field
<b>CO</b>	company
<b>COA</b>	course of action
<b>COMDTINST</b>	commandant instruction
<b>COMEX</b>	communications exercise
<b>COMMZ</b>	communications zone
<b>COMSEC</b>	communications security
<b>CONPLAN</b>	contingency plan
<b>CONUS</b>	continental United States
<b>CP</b>	command post
<b>CPR</b>	cardiopulmonary resuscitation

<b>CPT</b>	captain
<b>CPX</b>	command post exercise
<b>CQ</b>	charge of quarters
<b>CRT</b>	Combat Repair Team
<b>CS</b>	chemical smoke
<b>CSS</b>	combat service support
<b>CTA</b>	common tables of allowances
<b>CTG</b>	command training guidance
<b>CZ</b>	combat zone
<b>DA</b>	Department of the Army
<b>DACG</b>	departure airfield control group
<b>D.C.</b>	District of Columbia
<b>DD</b>	Department of Defense
<b>DE</b>	directed energy
<b>DEL</b>	deployment equipment list
<b>DISCOM</b>	Division Support Command
<b>DOD</b>	Department of Defense
<b>DODAAC</b>	Department of Defense Activity Address Code
<b>DS</b>	direct support
<b>DS2</b>	decontaminating solution #2
<b>DZ</b>	drop zone
<b>ECCM</b>	electronic counter-countermeasures
<b>ELSEC</b>	electronic security
<b>EOD</b>	explosive ordnance disposal
<b>EPW</b>	enemy prisoner of war
<b>ERT</b>	Equipment Reception Team
<b>EW</b>	electronic warfare
<b>F</b>	Fahrenheit
<b>FAD</b>	force activity designator
<b>FASCAM</b>	family of scatterable mines
<b>FBCB2</b>	Force XXI Battle Command Brigade and Below
<b>FDC</b>	Fire Direction Center
<b>FM</b>	field manual; frequency modulation
<b>FMS</b>	Floating Machine Shop
<b>FMC</b>	field medical card
<b>1SG</b>	first sergeant
<b>FRAGO</b>	fragmentary order
<b>FSB</b>	Forward Support Battalion
<b>FST</b>	Field Sanitation Team
<b>FTX</b>	field training exercise
<b>GS</b>	general support
<b>HAZMAT</b>	hazardous material
<b>HHC</b>	headquarters and headquarters company
<b>HN</b>	host nation
<b>HQ</b>	headquarters
<b>hr</b>	hour(s)
<b>HSS</b>	health service support
<b>IAW</b>	in accordance with
<b>IBCT</b>	Interim Brigade Combat Team
<b>ID</b>	identification

<b>IEW</b>	intelligence and electronic warfare
<b>INTSUM</b>	intelligence summary
<b>ITO</b>	installation transportation officer
<b>ITV</b>	in-transit visibility
<b>JTTP</b>	Joint Tactics, Techniques, and Procedures
<b>KIA</b>	killed in action
<b>LAW</b>	light antitank weapon
<b>LCM</b>	landing craft, medium
<b>LCU</b>	landing craft, utility
<b>LCX</b>	logistics coordination exercise
<b>LIN</b>	line item number
<b>LOC</b>	Logistics Operations Center
<b>LOD</b>	line of duty
<b>LOGPAC</b>	logistics package
<b>LP</b>	listening post
<b>LRP</b>	logistics resupply point
<b>LT</b>	lieutenant
<b>LTA</b>	local training area
<b>LZ</b>	landing zone
<b>MA</b>	marshalling area
<b>MACOM</b>	major Army command
<b>MACP</b>	mortuary affairs collection point
<b>MADCP</b>	mortuary affairs decontamination collection point
<b>MAJ</b>	major
<b>MAPEX</b>	map exercise
<b>MCA</b>	movement control agency
<b>MCO</b>	maintenance control officer
<b>MCS</b>	maintenance control section
<b>MCSR</b>	materiel condition status report
<b>MCT</b>	movement control team
<b>MCX</b>	movement coordination exercise
<b>MED</b>	medical
<b>MEDEVAC</b>	medical evacuation
<b>METL</b>	mission essential task list
<b>METT-T</b>	mission, enemy, terrain, troops and time available
<b>METT-TC</b>	mission, enemy, terrain, troops, time available, civilian considerations
<b>MFFIMS</b>	Mass Fatality Field Information Management System
<b>MHE</b>	materiel handling equipment
<b>MIJI</b>	meaconing, intrusion, jamming, and interference
<b>MIL</b>	master incident list
<b>MILES</b>	Multiple Integrated Laser Engagement System
<b>min</b>	minute(s)
<b>mm</b>	millimeter
<b>MMC</b>	materiel management center
<b>MOBPLAN</b>	mobilization plan
<b>MOPP</b>	mission oriented protective posture
<b>MOS</b>	military occupational specialty
<b>MOUT</b>	military operations in urban terrain
<b>MP</b>	military police; multiple purpose
<b>MQS</b>	military qualification standard

<b>MSB</b>	main support battalion
<b>MSC</b>	medical support center
<b>MSR</b>	main supply route
<b>MST</b>	maintenance support team
<b>MTF</b>	medical treatment facility
<b>MTP</b>	mission training plan
<b>MTS</b>	Movement Tracking System
<b>NATO</b>	North Atlantic Treaty Organization
<b>NBC</b>	nuclear, biological, and chemical
<b>NCO</b>	noncommissioned officer
<b>NCOIC</b>	noncommissioned officer in charge
<b>NCS</b>	net control station
<b>NGB</b>	National Guard Bureau
<b>NLT</b>	not later than
<b>No.</b>	number
<b>OBA</b>	oxygen breathing apparatus
<b>OC</b>	observer controller
<b>OCIE</b>	organizational clothing and individual equipment
<b>OCONUS</b>	outside continental United States
<b>OEG</b>	operational exposure guidance
<b>OIC</b>	officer in charge
<b>OP</b>	observation post
<b>OPFOR</b>	opposing forces
<b>OPLAN</b>	operations plan
<b>OPORD</b>	operations order
<b>OPSEC</b>	operations security
<b>OPTEMPO</b>	operational tempo
<b>PAM</b>	pamphlet
<b>PC</b>	production control
<b>PEWS</b>	Platoon Early Warning System
<b>PIR</b>	priority intelligence requirement
<b>PLL</b>	prescribed load list
<b>PMCS</b>	preventive maintenance checks and services
<b>PMCT</b>	port movement control team
<b>POC</b>	point of contact
<b>POD</b>	port of debarkation
<b>POL</b>	petroleum, oils, and lubricants
<b>POV</b>	privately owned vehicle
<b>PREPO</b>	prepositioned
<b>PSA</b>	port support activity
<b>psi</b>	pounds per square inch
<b>QC</b>	quality control
<b>RAA</b>	redeployment assembly area
<b>RC</b>	Reserve Component
<b>rds</b>	rounds
<b>RF</b>	radio frequency
<b>ROD</b>	report of discrepancy
<b>RP</b>	release point
<b>RSO&amp;I</b>	reception, staging, onward movement, and integration
<b>RSOP</b>	redeployment standing operating procedure

<b>RTD</b>	return to duty
<b>RX</b>	reparable exchange
<b>S1</b>	adjutant (US Army)
<b>S2</b>	intelligence officer (US Army)
<b>S3</b>	operations and training officer (US Army)
<b>S2/S3</b>	intelligence and operations officer (US Army)
<b>S4</b>	supply officer (US Army)
<b>S6</b>	communications/electronics officer
<b>SA</b>	staging area
<b>SALUTE</b>	size, activity, location, unit, time, and equipment
<b>SAW</b>	squad automatic weapon
<b>SHELLREP</b>	shelling report
<b>SIGSEC</b>	signal security
<b>SINCGARS</b>	Single Channel Ground and Airborne Radio System
<b>SITREP</b>	situation report
<b>SL</b>	skill level
<b>SM</b>	soldier's manual
<b>SMCT</b>	soldier's manual of common tasks
<b>SOI</b>	signal operating instructions
<b>SOP</b>	standing operating procedure
<b>SP</b>	start point
<b>SPOD</b>	sea port of debarkation
<b>SPOE</b>	sea port of embarkation
<b>SPOTREP</b>	spot report
<b>SRP</b>	soldiers readiness program
<b>SSA</b>	supply support activity
<b>SSI</b>	standing signal instruction
<b>STAFFEX</b>	staff exercise
<b>STP</b>	soldier training publication
<b>STRAC</b>	standards in training commission
<b>STX</b>	situational training exercise
<b>T&amp;EO</b>	training and evaluation outline
<b>TA</b>	Theater Army
<b>TAA</b>	tactical assembly area
<b>TADSS</b>	training aids, devices, simulators and simulations
<b>TALCE</b>	tanker airlift control element
<b>TAMMC</b>	Theater Army Material Management Center
<b>TAT</b>	to accompany troops
<b>TB</b>	technical bulletin
<b>TC</b>	training circular
<b>TC-ACCIS</b>	Transportation Coordinator's-Automated Command and Control Information System
<b>TCF</b>	tactical combat force
<b>TEMPEST</b>	compromising emanations controls
<b>TEWT</b>	tactical exercise without troops
<b>TG</b>	trainer's guide
<b>TM</b>	technical manual
<b>tng</b>	training
<b>TOCEX</b>	tactical operations center exercise
<b>TOE</b>	table(s) of organization and equipment

<b>TRADOC</b>	United States Army Training and Doctrine Command
<b>TRC</b>	training readiness conditions
<b>TSB</b>	theater support brigade
<b>TSC</b>	theater support command
<b>TSOP</b>	tactical standing operating procedure

<b>UBL</b>	unit basic load
<b>UCMJ</b>	Uniform Code of Military Justice
<b>ULC</b>	unit level computer
<b>ULLS-G</b>	Unit Level Logistics System-Ground
<b>ULLS-S4</b>	Unit Level Logistics System-S4
<b>UMC</b>	unit movement coordinator
<b>UMO</b>	unit movement officer
<b>US</b>	United States (of America)
<b>USA</b>	United States Army
<b>USACASCOM</b>	United States Army Combined Arms Support Command
<b>USAR</b>	United States Army Reserve
<b>USAREUR</b>	United States Army, Europe
<b>USDA</b>	United States Department of Agriculture
<b>USR</b>	unit status report
<b>VA</b>	Virginia
<b>WARNO</b>	warning order
<b>WESTCOM</b>	Western Command
<b>wpn</b>	weapon
<b>XO</b>	executive officer
<b>YOC</b>	yard operations center

## REFERENCES

### SOURCES USED (These are the sources quoted or paraphrased in this publication)

- AR 30-21.** *The Army Field Feeding System.* 24 September 1990
- AR 40-5.** *Preventive Medicine.* 15 October 1990
- AR 40-66.** *Medical Record Administration and Health Care Documentation.* 3 May 1999
- AR 56-9.** *Watercraft.* 7 February 2002
- AR 71-32.** *Force Development and Documentation - Consolidated Policies.* 3 March 1997
- AR 190-8.** *Enemy Prisoners of War, Retained Personnel, Civilian Internees and Other Detainees.* 1 October 1997
- AR 190-13.** *The Army Physical Security Program.* 30 September 1993
- AR 220-1.** *Unit Status Reporting.* 30 November 2001
- AR 220-10.** *Preparation for Overseas Movement of Units (POM).* 15 June 1973
- AR 350-1.** *Army Training.* 1 August 1981
- AR 350-41.** *Training in Units.* 19 March 1993
- AR 380-5.** *Department of the Army Information Security Program.* 29 September 2000
- AR 380-19.** *Information Systems Security.* 27 February 1998
- AR 380-19-1.** *(C) Control of Compromising Emanations (U).* September 1990
- AR 380-40.** *(O) Policy for Safeguarding and Controlling Communications Security (COMSEC) Material (U).* 30 June 2000
- AR 385-40.** *Accident Reporting and Records.* 1 November 1994
- AR 530-1.** *Operations Security (OPSEC).* 3 March 1995
- AR 600-8-1.** *Army Casualty Operations/Assistance/Insurance.* 20 October 1994
- AR 600-8-2.** *Suspension of Favorable Personnel Actions (FLAGS).* 30 October 1987
- AR 600-8-14.** *Identification Cards for Members of the Uniformed Services, Their Family Members, and Other Eligible Personnel.* 1 March 1998
- AR 600-8-19.** *Enlisted Promotions and Reductions.* 2 October 2000
- AR 600-8-22.** *Military Awards.* 25 February 1995
- AR 600-8-24.** *Officer Transfers and Discharges.* 21 July 1995
- AR 600-8-104.** *Military Personnel Information Management/Records.* 27 April 1992
- AR 700-84.** *Issue and Sale of Personal Clothing.* 15 May 1983
- AR 700-138.** *Army Logistics Readiness and Sustainability.* 16 September 1997
- AR 710-2.** *Inventory Management Supply Policy Below the Wholesale Level.* 31 October 1997
- AR 725-50.** *Requisition, Receipt, and Issue System.* 15 November 1995
- AR 735-5.** *Policies and Procedures for Property Accountability.* 31 January 1998
- AR 750-1.** *Army Materiel Maintenance Policy and Retail Maintenance Operations.* 1 August 1994
- ARTEP 55-62-MTP.** *Mission Training Plan for the Headquarters, Transportation Composite Group.* 3 August 2002
- ARTEP 55-816-MTP.** *Mission Training Plan for the Headquarters, Transportation Terminal Battalion.* 2 August 2002
- COMDTINST M16672.2C.** *Navigation Rules, International-Inland.* 1 October 1995
- DA Form 2028.** *Recommended Changes to Publications and Blank Forms.* 1 February 1974
- DA Form 2404.** *Equipment Inspection and Maintenance Worksheet.* 1 April 1979
- DA Form 2406.** *Materiel Condition Status Report.* April 1993
- DA Form 3999-4.** *Maintenance Work Request Envelope.* 1 April 1975
- DA Pamphlet 27-1.** *Treaties Governing Land Warfare.* 7 December 1956
- DA Pamphlet 350-38.** *Standards in Weapons Training.* 3 July 1997
- DA Pamphlet 350-39.** *Standards in Weapons Training (Special Operations Forces).* 3 July 1997



- DA Pamphlet 385-1.** *Small Unit Safety Officer/NCO Guide.* 29 November 2001
- DA Pamphlet 710-2-1.** *Using Unit Supply System (Manual Procedures).* 31 December 1997
- DA Pamphlet 738-750.** *Functional Users Manual for the Army Maintenance Management System (TAMMS).* 1 August 1994
- DA Pamphlet 750-1.** *Leader's Unit Level Maintenance Handbook.* 15 February 1994
- DA Pamphlet 750-35.** *Guide for Motor Pool Operations.* 1 August 1994
- DD Form 2A(ACT).** *Active Duty Military ID Card.* July 1974
- DD Form 2A(RES).** *Armed Forces of the United States Identification Card (Reserve).* May 1979
- DD Form 565.** *Statement of Recognition of Deceased.* July 1998
- DD Form 567.** *Record of Search and Recovery.* July 1998
- DD Form 1380.** *US Field Medical Card.* December 1991
- DD Form 1934.** *Geneva Conventions Identity Card for Medical and Religious Personnel Who Serve In or Accompany the Armed Forces.* July 1974
- DOD Directive 4500.9.** *Transportation and Traffic Management.* 26 January 1989
- DOD MFFIMS.** *Department of Defense Mass Fatality Field Information Management System*
- DOD Regulation 4500.9-R, Part III.** *Defense Transportation Regulation (Mobility).* April 1997
- DOD Regulation 5030.49-R.** *Customs Inspection.* 27 May 1977
- FM 3-3.** *Chemical and Biological Contamination Avoidance.* 16 November 1992
- FM 3-4.** *NBC Protection.* 29 May 1992
- FM 3-5.** *NBC Decontamination.* 28 July 2000
- FM 3-19.4.** *Military Police Leaders' Handbook.* 4 March 2002
- FM 3-19.30.** *Physical Security.* 8 January 2001
- FM 3-19.40.** *Military Policy Internment/Resettlement Operations.* 1 August 2001
- FM 3-25.26.** *Map Reading and Land Navigation.* 20 July 2001
- FM 3-100.** *Chemical Operations Principles and Fundamentals.* 8 May 1996
- FM 3-100.4.** *Environmental Considerations in Military Operations.* 15 June 2000
- FM 4-25.12.** *Unit Field Sanitation Team.* 25 January 2002
- FM 4-30.3.** *Maintenance Operations and Procedures.* 1 September 2000
- FM 5-103.** *Survivability.* 10 June 1985
- FM 6-22.5.** *Combat Stress.* 23 June 2000
- FM 7-8.** *Infantry Rifle Platoon and Squad.* 22 April 1992
- FM 7-10.** *The Infantry Rifle Company.* 14 December 1990
- FM 7-20.** *The Infantry Battalion.* 6 April 1992
- FM 8-10.** *Health Service Support in a Theater of Operations.* 1 March 1991
- FM 8-10-6.** *Medical Evacuation in a Theater of Operations Tactics, Techniques, and Procedures.* 14 April 2000
- FM 8-10-7.** *Health Service Support in a Nuclear, Biological, and Chemical Environment.* 22 April 1993
- FM 8-55.** *Planning for Health Service Support.* 9 September 1994
- FM 8-285.** *Treatment of Chemical Agent Casualties and Conventional Military Chemical Injuries.* 22 December 1995
- FM 9-43-2.** *Recovery and Battlefield Damage Assessment and Repair.* 3 October 1995
- FM 10-23.** *Basic Doctrine for Army Field Feeding and Class I Operation Management.* 18 April 1996
- FM 10-27-1.** *Tactics, Techniques, and Procedures for Quartermaster General Support Supply Operations.* 20 April 1993
- FM 10-27-2.** *Tactics, Techniques, and Procedures for Quartermaster Direct Support Supply and Field Service Operations.* 18 June 1991
- FM 10-27-3.** *Tactics, Techniques, and Procedures for Quartermaster Headquarters Operations.*

- 30 October 1990
- FM 10-27-4.** *Organizational Supply and Services for Unit Leaders.* 14 April 2000
- FM 10-64.** *Mortuary Affairs Operations.* 16 February 1999
- FM 10-450-3.** *Multiservice Helicopter Sling Load: Basic Operations and Equipment.* 10 April 1997
- FM 10-450-4.** *Multiservice Helicopter Sling Load: Single-Point Load Rigging Procedures.* 30 May 1998
- FM 10-450-5.** *Multiservice Helicopter Sling Load: Dual-Point Load Rigging Procedures.* 30 August 1999
- FM 10-500-7.** *Airdrop Derigging and Recovery Procedures.* 20 September 1994
- FM 11-32.** *Combat Net Radio Operations.* 15 October 1990
- FM 12-6.** *Personnel Doctrine.* 9 September 1994
- FM 20-3.** *Camouflage, Concealment, and Decoys.* 30 August 1999
- FM 21-10.** *Field Hygiene and Sanitation.* 21 June 2000
- FM 21-11.** *First Aid for Soldiers.* 27 October 1988
- FM 21-16.** *Unexploded Ordnance (UXO) Procedures.* 30 August 1994
- FM 21-75.** *Combat Skills of the Soldier.* 3 August 1984
- FM 21-305.** *Manual for the Wheeled Vehicle Driver.* 27 August 1993
- FM 22-51.** *Leaders' Manual for Combat Stress Control.* 29 September 1994
- FM 23-9.** *M16A1 Rifle and M16A2 Rifle Marksmanship.* 3 July 1989
- FM 24-16.** *Communications-Electronics Operations, Orders, Records and Reports.* 7 April 1978
- FM 24-17.** *Tactical Records Traffic System (TRTS).* 17 September 1991
- FM 24-18.** *Tactical Single-Channel Radio Communications Techniques.* 30 September 1987
- FM 24-19.** *Radio Operator's Handbook.* 24 May 1991
- FM 24-22.** *Communications-Electronics Management System (CEMS).* 30 June 1977
- FM 24-33.** *Communications Techniques: Electronic Counter-Countermeasures.* 17 July 1990
- FM 24-35.** *(O) Signal Operation Instructions "The SOI".* 26 October 1990
- FM 24-35-1.** *(O) Signal Supplemental Instructions.* 2 October 1990
- FM 25-100.** *Training the Force.* 15 November 1988
- FM 25-101.** *Battle Focused Training.* 30 September 1990
- FM 27-10.** *The Law of Land Warfare.* 18 July 1956
- FM 34-54.** *Technical Intelligence.* 30 January 1998
- FM 44-8.** *Combined Arms for the Air Defense.* 1 June 1999
- FM 44-80.** *Visual Aircraft Recognition.* 30 September 1996
- FM 55-1.** *Transportation Operations.* 3 October 1995
- FM 55-9.** *Unit Air Movement Planning.* 5 April 1993
- FM 55-10.** *Movement Control.* 9 February 1999
- FM 55-30.** *Army Motor Transport Units and Operations.* 27 June 1997
- FM 55-50.** *Army Water Transport Operations.* 30 September 1993
- FM 55-65.** *Strategic Deployment.* 3 October 1995
- FM 55-501.** *Marine Crewman's Handbook.* 1 December 1999
- FM 55-509.** *Marine Engineman's Handbook.* 3 October 1986
- FM 57-38.** *Pathfinder Operations.* 9 April 1993
- FM 63-2.** *Division Support Command, Armored, Infantry, and Mechanized Infantry Divisions.* 20 May 1991
- FM 63-2-1.** *Division Support Command Light Infantry, Airborne, and Air Assault Divisions.* 16 November 1992
- FM 63-20.** *Forward Support Battalion.* 26 February 1990
- FM 63-21.** *Main Support Battalion.* 7 August 1990

- FM 90-26.** *Airborne Operations.* 18 December 1990
- FM 100-14.** *Risk Management.* 23 April 1998
- FM 100-17.** *Mobilization, Deployment, Redeployment, Demobilization.* 28 October 1992
- FM 100-17-3.** *Reception, Staging, Onward Movement, and Integration.* 17 March 1999
- FM 101-5.** *Staff Organization and Operations.* 31 May 1997
- JTTP 4-06.** *Joint Tactics, Techniques, And Procedures For Mortuary Affairs In Joint Operations.* 28 August 1996
- STP 10-92G1-SM-TG.** *Soldier's Manual and Trainer's Guide for Food Service Specialist, MOS 92G, Skill Level 1.* 16 February 1999
- STP 10-92G25-SM-TG.** *Soldier's Manual and Trainer's Guide for Food Service Specialist, MOS 92G, Skill Levels - 2/3/4/5.* 16 February 1999
- STP 10-92Y1-SM.** *Soldier's Manual, MOS 92Y, Unit Supply Specialist, Skill Level 1.* 23 February 1994
- STP 10-92Y24-SM-TG.** *Soldier's Manual and Trainer's Guide for Unit Supply Specialist, MOS 92Y, Skill Levels 2, 3, and 4.* 23 February 1994
- STP 21-1-SMCT.** *Soldier's Manual of Common Tasks Skill Level 1.* 1 October 2001
- STP 21-24-SMCT.** *Soldier's Manual of Common Tasks (SMCT) Skill Levels 2-4.* 1 October 2001
- STP 55-88II-MQS.** *Military Qualification Standard II, Transportation Corps (88), Company Grade Officer's Manual.* 30 September 1991
- STP 55-88K14-SM-TG.** *Soldier's Manual, Skill Levels 1/2/3/4 and Trainer's Guide, MOS 88K, Watercraft Operator.* 12 December 1991
- STP 55-88L1-SM.** *Soldier's Manual, MOS 88L, Watercraft Engineer, Skill Level 1.* 17 December 1991
- STP 55-88L24-SM-TG.** *Soldier's Manual, Skill Levels 2/3/4 and Trainer's Guide, MOS 88L, Watercraft Engineer.* 3 March 1992
- TB 55-46-1.** *Standard Characteristics (Dimensions, Weight, and Cube) for Transportability of Military Vehicles and Other Outsize/Overweight Equipment (In TOE Line Item Number Sequence).* 1 January 2001
- TB MED 530.** *Occupational and Environmental Health Food Service Sanitation.* 28 November 1991
- TC 24-20.** *Tactical Wire and Cable Techniques.* 3 October 1988
- TC 25-1.** *Training Land.* 30 September 1991
- TC 25-6.** *Force-on-Force Collective Training Using the Tactical Engagement Simulation Training System.* 3 October 1995
- TC 25-8.** *Training Ranges.* 25 February 1992
- TC 25-20.** *A Leader's Guide to After Action Reviews.* 30 September 1993
- TM 10-412.** *Armed Forces Recipe Service and Index of Recipes.* 1 September 1992
- TM 10-7360-206-13.** *Operator's, Organizational and Direct Support Maintenance Manual for Kitchen, Field, Trailer Mounted, MKT-75, MKT-75A, MKT-82, MKT-85, MKT-85S, MKT-90, and MKT-95.* 1 June 1984
- TM 38-250.** *Preparing Hazardous Materials for Military Air Shipments.* 1 March 1997
- TM 43-0002-33.** *Destruction of Conventional Ammunition and Improved Conventional Munitions (ICM) to Prevent Enemy Use.* 15 November 1993
- TM 55-2200-001-12.** *Transportability Guidance for Application of Blocking, Bracing and Tiedown Materials for Rail Transport.* 31 May 1978
- TM 750-244-2.** *Procedures for Destruction of Electronics Materiel to Prevent Enemy Use (Electronics Command).* 14 March 1972
- TM 750-244-3.** *Procedures for Destruction of Equipment to Prevent Enemy Use*

*(Mobility Equipment Command). 23 September 1969*

**TM 750-244-6.** *Procedures for Destruction of Tank-Automotive Equipment to Prevent Enemy Use (US Army Tank-Automotive Command). 3 October 1972*

**TM 750-244-7.** *Procedures for Destruction of Equipment in Federal Supply Classifications 1000, 1005, 1010, 1015, 1020, 1025, 1030, 1055, 1090, and 1095 to Prevent Enemy Use. 18 June 1970*

**TRADOC Pamphlet 525-6.** *Operations Security, Doctrinal Guidelines for Tactical Units and Trainers. 1 May 1981*

**QUESTIONNAIRE**

**MISSION TRAINING PLAN (MTP) USER FEED**

User feedback is an important link in the process of improving training publications. Your recommendations are requested to improve this training publication. To make it easier to make recommendations, a standard questionnaire has been provided. Please answer all questions and mail to Commander, USACASCOM, Training Directorate, ATTN: ATCL-AT, Fort Lee, VA 23801-6000.

MTP NUMBER \_\_\_\_\_ DATE \_\_\_\_\_

MTP TITLE \_\_\_\_\_

**THE FOLLOWING QUESTIONS PERTAIN TO YOU:**

- 1. What is your position (Cdr, Platoon Sergeant, etc.)? \_\_\_\_\_
- 2. How long have you served in this position? \_\_\_\_\_
- 3. How long have you served in this unit? \_\_\_\_\_
- 4. What is your component? \_\_\_\_\_
- 5. What is your unit?  
A. CONUS                      B. USAREUR  
C. WESTCOM                 D. 8TH USA  
E. Other (specify) \_\_\_\_\_

**THE FOLLOWING QUESTIONS ARE ABOUT THE MTP IN GENERAL:**

6. How do you feel this document has affected training in your unit when compared to other training products?

A. Has made training worse. \_\_\_\_\_

\_\_\_\_\_

B. Has made training better. \_\_\_\_\_

\_\_\_\_\_

C. Has had no effect on training. \_\_\_\_\_

\_\_\_\_\_

D. Do not know or do not have an opinion. \_\_\_\_\_

\_\_\_\_\_

7. How easy is the document to use, compared to other training products?

A. More difficult. \_\_\_\_\_

\_\_\_\_\_

B. Easier. \_\_\_\_\_

\_\_\_\_\_

C. About the same. \_\_\_\_\_

\_\_\_\_\_

D. Do not know or do not have an opinion. \_\_\_\_\_

\_\_\_\_\_

8. What part of the MTP document was least useful?

A. Chapter 1, Unit Training. \_\_\_\_\_

\_\_\_\_\_

B. Chapter 2, Training Matrix. \_\_\_\_\_

\_\_\_\_\_

C. Chapter 3, Mission Outline. \_\_\_\_\_

\_\_\_\_\_

D. Chapter 4, Training Exercises. \_\_\_\_\_

\_\_\_\_\_

E. Chapter 5, Training and Evaluation Outlines. \_\_\_\_\_

\_\_\_\_\_

F. Chapter 6, External Evaluation. \_\_\_\_\_

\_\_\_\_\_

G. Do not know or do not have an opinion. \_\_\_\_\_

\_\_\_\_\_

9. What part of the MTP document was most useful?

A. Chapter 1, Unit Training. \_\_\_\_\_

\_\_\_\_\_

B. Chapter 2, Training Matrix. \_\_\_\_\_

\_\_\_\_\_

C. Chapter 3, Mission Outline. \_\_\_\_\_

\_\_\_\_\_

D. Chapter 4, Training Exercises. \_\_\_\_\_

\_\_\_\_\_

E. Chapter 5, Training and Evaluation Outlines. \_\_\_\_\_

\_\_\_\_\_

F. Chapter 6, External Evaluation. \_\_\_\_\_

\_\_\_\_\_

G. Do not know or do not have an opinion. \_\_\_\_\_

\_\_\_\_\_

10. What is the most difficult part of the MTP to understand?

A. Chapter 1, Unit Training. \_\_\_\_\_

\_\_\_\_\_

B. Chapter 2, Training Matrix. \_\_\_\_\_

\_\_\_\_\_

C. Chapter 3, Mission Outline. \_\_\_\_\_

\_\_\_\_\_

D. Chapter 4, Training Exercises. \_\_\_\_\_

\_\_\_\_\_

E. Chapter 5, Training and Evaluation Outlines. \_\_\_\_\_

---

F. Chapter 6, External Evaluation. \_\_\_\_\_

---

G. Do not know or do not have an opinion. \_\_\_\_\_

---

11. What is the easiest part of the MTP to understand?

A. Chapter 1, Unit Training. \_\_\_\_\_

---

B. Chapter 2, Training Matrix. \_\_\_\_\_

---

C. Chapter 3, Mission Outline. \_\_\_\_\_

---

D. Chapter 4, Training Exercises. \_\_\_\_\_

---

E. Chapter 5, Training and Evaluation Outlines. \_\_\_\_\_

---

F. Chapter 6, External Evaluation. \_\_\_\_\_

---

G. Do not know or do not have an opinion. \_\_\_\_\_

---

**THE FOLLOWING QUESTIONS PERTAIN TO THE TRAINING EXERCISES: STX AND FTX.**

12. The exercises are designed to prepare the unit to accomplish its wartime mission. In your opinion, how well do they fulfill this intended purpose?

A. They do not prepare the unit at all. \_\_\_\_\_

---



B. They help but only provide 20 percent or less of my unit's training requirements. \_\_\_\_\_

---

---

C. They help but only provide 21 to 50 percent of my unit's training requirements.

---

---

D. They help but only provide 51 to 80 percent of my unit's training requirements.

---

---

E. They provide 81 percent or more of my unit's training requirements.

---

---

13. Would you recommend that any STX or FTX be added or deleted from the MTP (specify FTX or STX)?

---

---

14. What was the greatest problem you experienced with the exercises?

A. Too many pages. \_\_\_\_\_

---

---

B. Hard to read and understand. \_\_\_\_\_

---

---

C. Needs more illustrations. \_\_\_\_\_

---

---

D. Needs more information on how to set up the exercises. \_\_\_\_\_

---

---

---

E. Needs more information on leader training. \_\_\_\_\_

---

F. Needs more information on how to conduct the exercises. \_\_\_\_\_

---

G. Needs more information on support and resources. \_\_\_\_\_

---

H. Needs more information on normally attached elements.

---

I. Does not interface well with other training products, such as battle drills. \_\_\_\_\_

---

J. Do not know or do not have an opinion. \_\_\_\_\_

---

15. What was the second greatest problem you experienced with the exercises?

A. Too many pages. \_\_\_\_\_

---

B. Hard to read and understand. \_\_\_\_\_

---

C. Needs more illustrations. \_\_\_\_\_

---

D. Needs more information on how to set up the exercises. \_\_\_\_\_

---

E. Needs more information on leader training. \_\_\_\_\_

---

F. Needs more information on how to conduct the exercises. \_\_\_\_\_

---

G. Needs more information on support and resources. \_\_\_\_\_

---

H. Needs more information on normally attached elements. \_\_\_\_\_

---

I. Does not interface well with other training products. \_\_\_\_\_

---

J. Do not know or do not have an opinion. \_\_\_\_\_

---

16. How many STXs or FTXs have you trained personnel in or participated in personally?

---

---

**THE FOLLOWING QUESTIONS APPLY TO CHAPTERS 5 AND 6 OF THE MTP:**

17. What changes would you make to Chapter 5, Training and Evaluation Outlines?

A. Leave it out. \_\_\_\_\_

---

B. Clarify how to use this chapter with the training exercises. \_\_\_\_\_

---

C. Clarify how to use this chapter without the training exercises. \_\_\_\_\_

---

D. The standards are too detailed. \_\_\_\_\_

---

E. The standards are not too detailed enough. \_\_\_\_\_

\_\_\_\_\_

F. The standards do not adequately address those elements that are normally attached in wartime. \_\_\_\_\_

\_\_\_\_\_

G. Do not change; chapter is fine. \_\_\_\_\_

\_\_\_\_\_

H. Do not know or do not have an opinion. \_\_\_\_\_

\_\_\_\_\_

18. What changes would you make to Chapter 6, External Evaluation?

A. Leave it out. \_\_\_\_\_

\_\_\_\_\_

B. Clarify how to use this chapter with the training exercises. \_\_\_\_\_

\_\_\_\_\_

C. Clarify how to use this chapter without the training exercises. \_\_\_\_\_

\_\_\_\_\_

D. The standards are too detailed. \_\_\_\_\_

\_\_\_\_\_

E. The standards are not detailed enough. \_\_\_\_\_

\_\_\_\_\_

F. The standards do not adequately address those elements that are normally attached in wartime. \_\_\_\_\_

\_\_\_\_\_

G. Do not change; chapter is fine. \_\_\_\_\_

\_\_\_\_\_

H. Do not know or do not have an opinion. \_\_\_\_\_

\_\_\_\_\_

19. Additional Comments. \_\_\_\_\_

\_\_\_\_\_

\_\_\_\_\_

\_\_\_\_\_

\_\_\_\_\_

\_\_\_\_\_

\_\_\_\_\_

\_\_\_\_\_

\_\_\_\_\_

\_\_\_\_\_

\_\_\_\_\_

\_\_\_\_\_

\_\_\_\_\_

\_\_\_\_\_

\_\_\_\_\_

\_\_\_\_\_

\_\_\_\_\_

\_\_\_\_\_

\_\_\_\_\_

\_\_\_\_\_

\_\_\_\_\_

\_\_\_\_\_

\_\_\_\_\_




**ARTEP 55-613-30-MTP**  
**23 SEPTEMBER 2002**

By Order of the Secretary of the Army:

**ERIC K. SHINSEKI**  
*General, United States Army*  
*Chief of Staff*

Official:



**JOEL B. HUDSON**  
*Administrative Assistant to the*  
*Secretary of the Army*  
0223604

**DISTRIBUTION:**

Active Army, Army National Guard, and US Army Reserve: To be distributed in accordance with the initial distribution number 121606, requirements for ARTEP 55-613-30-MTP.

